



US00D888632S

(12) **United States Design Patent**
Battams et al.

(10) **Patent No.:** **US D888,632 S**
(45) **Date of Patent:** **** Jun. 30, 2020**

- (54) **FINGERNAIL FOR A SIDE GRILLE**
- (71) Applicant: **Jaguar Land Rover Limited**, Whitley, Coventry (GB)
- (72) Inventors: **Robert Battams**, Coventry (GB); **Massimo Frascella**, Coventry (GB)
- (73) Assignee: **Jaguar Land Rover Limited**, Whitley Coventry (GB)
- (**) Term: **15 Years**
- (21) Appl. No.: **29/673,669**
- (22) Filed: **Dec. 17, 2018**

(30) **Foreign Application Priority Data**

Jun. 28, 2018 (EM) 005329133

(51) **LOC (12) Cl.** **12-16**

(52) **U.S. Cl.**
USPC **D12/190**

(58) **Field of Classification Search**
USPC ... D12/190, 181, 192, 400, 90-92, 196-200, D12/172, 163, 110, 114
CPC B60S 9/205; B60R 13/005; B60R 13/02
See application file for complete search history.

(56) **References Cited**

U.S. PATENT DOCUMENTS

- 3,659,887 A * 5/1972 Marquette B60R 13/04 293/128
- D386,458 S * 11/1997 Smith D12/167
- D484,080 S * 12/2003 Yamamoto D12/190
- D613,220 S * 4/2010 Ikeda D12/190

- D660,755 S * 5/2012 Inoue D12/190
- D807,247 S * 1/2018 Malina D12/167
- D807,890 S * 1/2018 Roberts D14/440
- D850,344 S * 6/2019 DeMatthews D12/190
- D856,435 S * 8/2019 Wood D21/561
- D867,947 S * 11/2019 Park Cheng D12/190

* cited by examiner

Primary Examiner — Katrina A Betton

(74) *Attorney, Agent, or Firm* — Wood Herron & Evans LLP

(57) **CLAIM**

The ornamental design for a fingernail for a side grille, as shown and described.

DESCRIPTION

FIG. 1 is a front left elevated perspective view of a fingernail for a side grille of a vehicle according to the present invention.

FIG. 2 is a front left perspective view of the fingernail shown in FIG. 1.

FIG. 3 is a rear right elevated perspective view thereof.

FIG. 4 is a rear right perspective view thereof.

FIG. 5 is a front view thereof.

FIG. 6 is a rear view thereof.

FIG. 7 is a left side view thereof.

FIG. 8 is a right side view thereof.

FIG. 9 is a top view thereof.

FIG. 10 is a bottom view thereof; and,

FIG. 11 is another front view thereof, but shown in use for environmental purposes, namely, mounted on a top portion of a side grille that is mounted on a vehicle, with the side grille and vehicle being unclaimed and shown in broken lines.

1 Claim, 9 Drawing Sheets



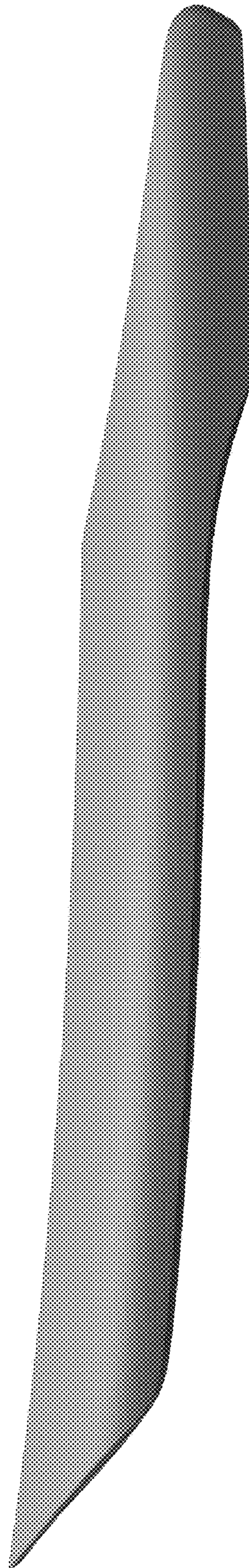


FIG. 1




FIG. 2




FIG. 3




FIG. 4




FIG. 5




FIG. 6




FIG. 7




FIG. 8




FIG. 9




FIG. 10

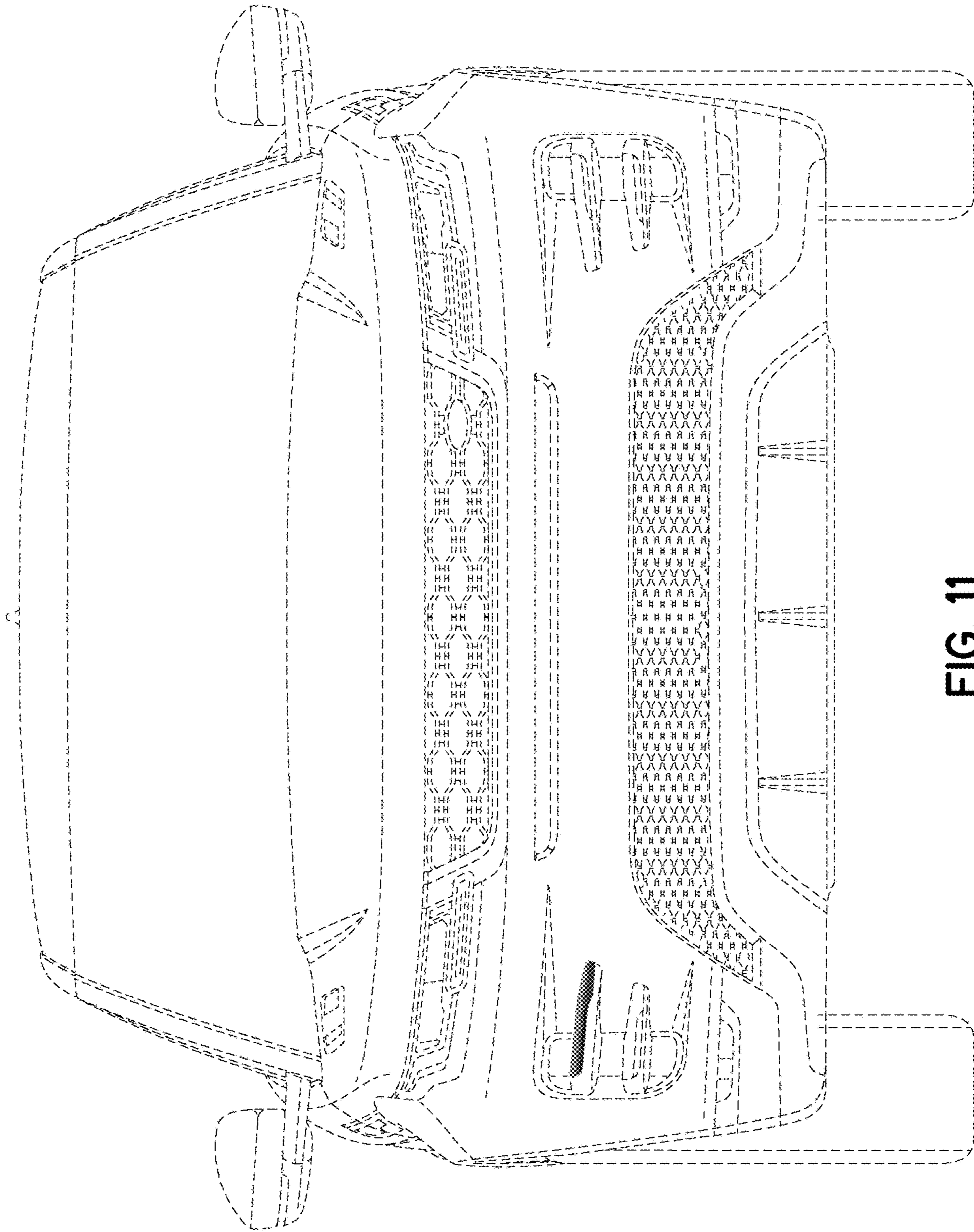


FIG. 11