



US00D888620S

(12) **United States Design Patent** (10) **Patent No.:** **US D888,620 S**
Dewitt et al. (45) **Date of Patent:** **** Jun. 30, 2020**

(54) **VEHICLE FRONT UPPER GRILLE**
(71) Applicant: **Ford Global Technologies, LLC,**
Dearborn, MI (US)
(72) Inventors: **David Dewitt, Docklands (AU); Todd Willing, East Melbourne (AU); Max Wolff, Birmingham, MI (US)**
(73) Assignee: **Ford Global Technologies, LLC,**
Dearborn, MI (US)
(**) Term: **15 Years**
(21) Appl. No.: **29/659,489**
(22) Filed: **Aug. 9, 2018**
(51) **LOC (12) Cl.** **12-16**
(52) **U.S. Cl.**
USPC **D12/163**
(58) **Field of Classification Search**
USPC D12/169, 196, 86, 90-92, 163, 190, 98,
D12/164; 293/102, 113, 115, 117, 120,
293/193.11; 296/180.1, 180.2; 180/68.1,
180/68.6
CPC B60R 19/52; B60K 11/08; B62D 25/08;
B62B 9/16
See application file for complete search history.

(56) **References Cited**
U.S. PATENT DOCUMENTS
D598,334 S * 8/2009 Giachin D12/163
D602,409 S * 10/2009 Lamm D12/163
D603,304 S * 11/2009 Lamm D12/163
D603,305 S * 11/2009 Woolley D12/163
D630,975 S * 1/2011 Sperling D12/163
D631,405 S * 1/2011 Kuze D12/163
D664,480 S * 7/2012 Platto D12/163
D664,481 S * 7/2012 Platto D12/163
D678,140 S * 3/2013 Hamilton D12/169
D680,920 S * 4/2013 Jara D12/163

D698,705 S * 2/2014 Rugar D12/163
D712,317 S * 9/2014 George D12/163
D726,598 S * 4/2015 Rugar D12/163
D742,288 S * 11/2015 Murase D12/163
D754,573 S * 4/2016 Wu D12/163
D758,928 S * 6/2016 Messale D12/163
D771,527 S * 11/2016 Messale D12/163
D780,645 S * 3/2017 Bucher D12/163
D783,466 S * 4/2017 Svensson D12/163
D783,467 S * 4/2017 Svensson D12/163
D809,438 S * 2/2018 Takamatsu D12/163
D825,406 S * 8/2018 Gueler D12/163
D826,800 S * 8/2018 Gueler D12/163
D827,513 S * 9/2018 Gueler D12/163
D844,498 S * 4/2019 Metros D12/163
D844,499 S * 4/2019 Metros D12/163
D853,286 S * 7/2019 Imai D12/163
D853,899 S * 7/2019 Dewitt D12/163
D853,900 S * 7/2019 Dewitt D12/163

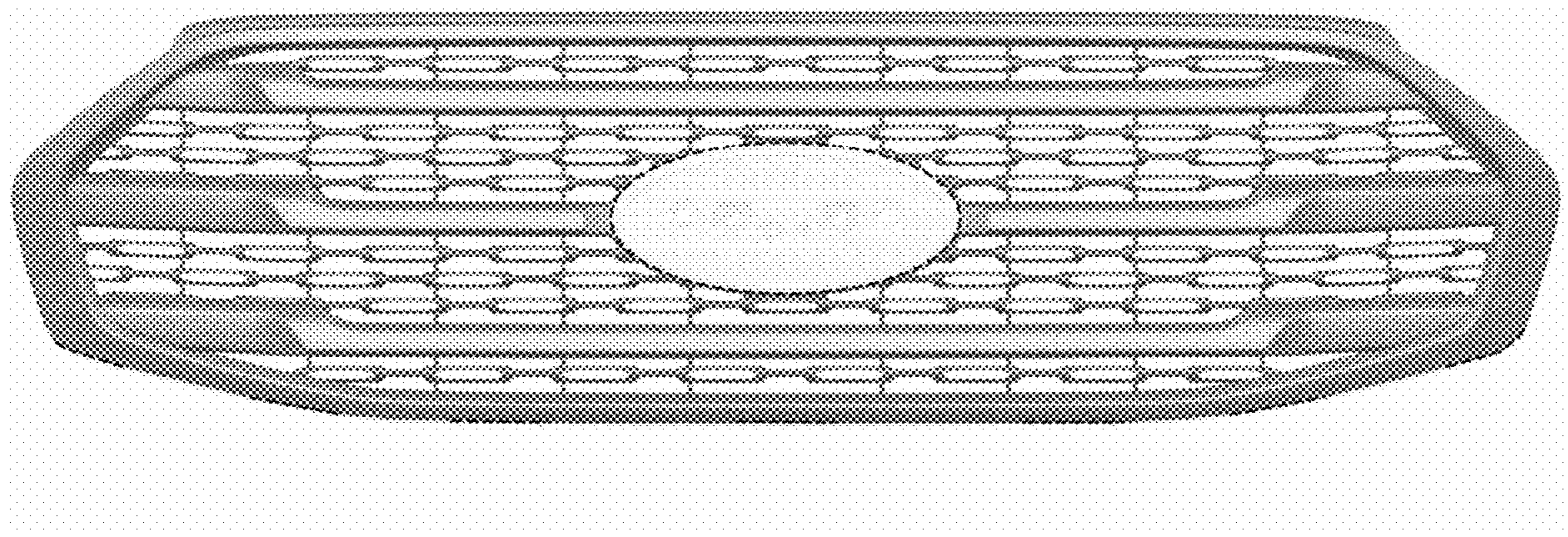
(Continued)

Primary Examiner — Melody N Brown

(57) **CLAIM**
The ornamental design for a vehicle front upper grille, as shown and described.

DESCRIPTION
FIG. 1 is a front elevational view of a vehicle front upper grille showing our new design;
FIG. 2 is a left side elevational view thereof;
FIG. 3 is a right side elevational view thereof;
FIG. 4 is a top plan view thereof;
FIG. 5 is a bottom plan view thereof;
FIG. 6 is a top, front and left side perspective view thereof; and,
FIG. 7 is a bottom, front and left side perspective view thereof.
The broken lines shown throughout the drawing views are for illustrative and environmental purposes and form no part of the claimed design.

1 Claim, 7 Drawing Sheets



(56)

References Cited

U.S. PATENT DOCUMENTS

D860,071 S * 9/2019 Dewitt D12/163
D869,350 S * 12/2019 Bucher D12/163

* cited by examiner

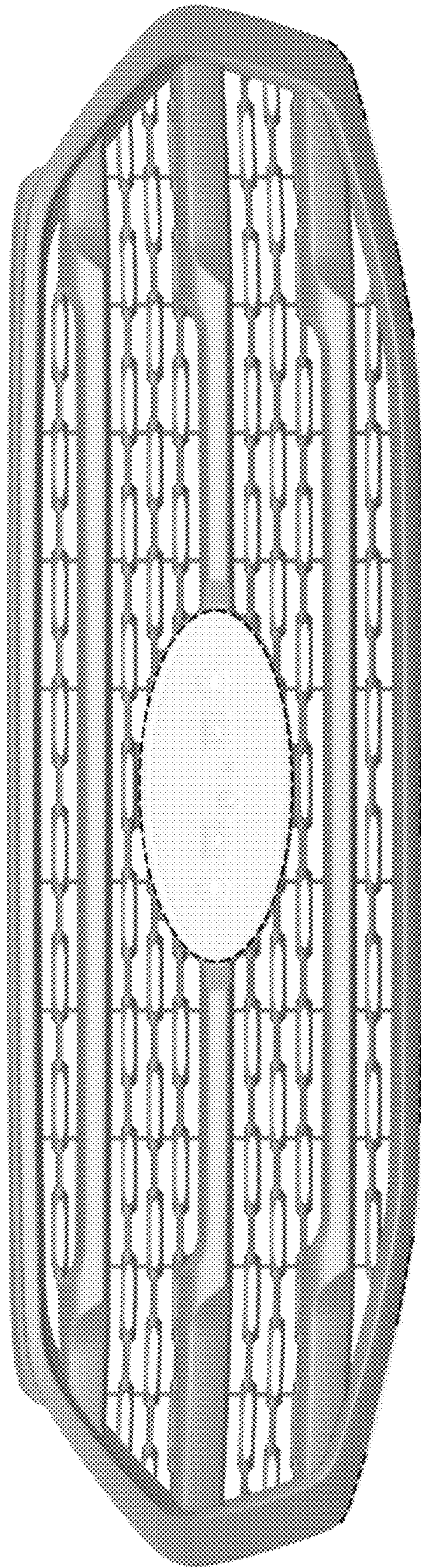


Fig. 1

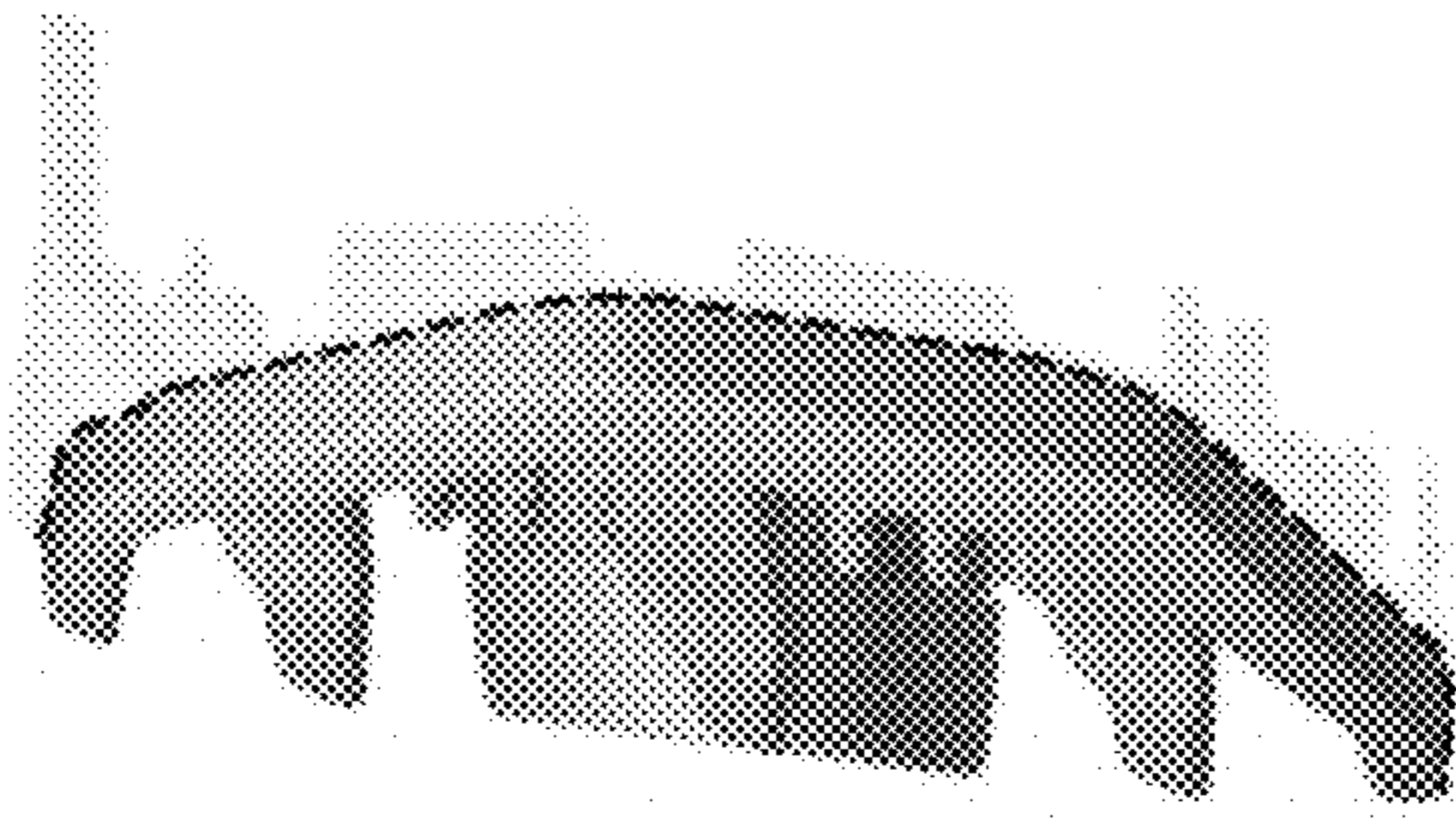


Fig. 2




Fig. 3





Fig. 4

Fig. 5



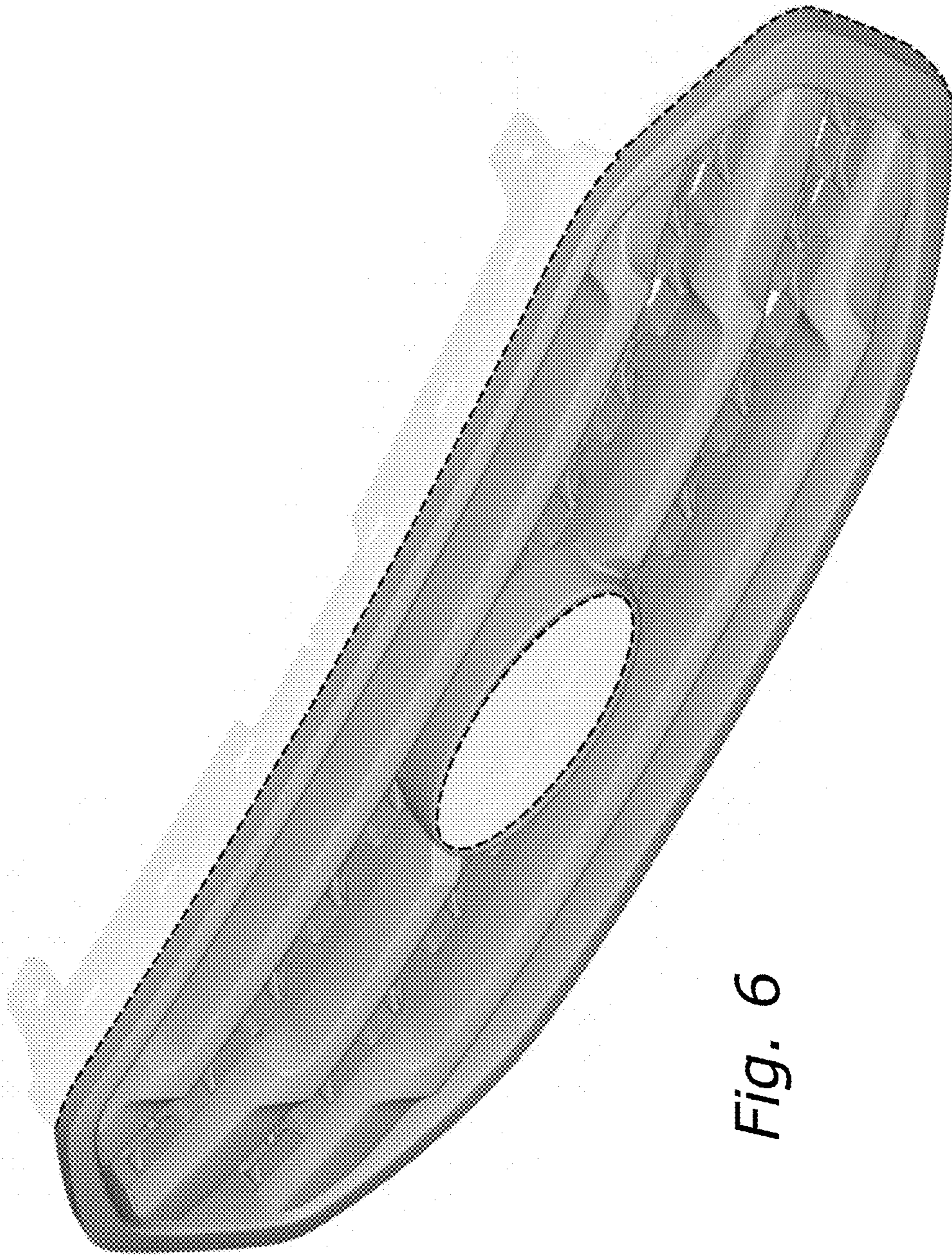


Fig. 6

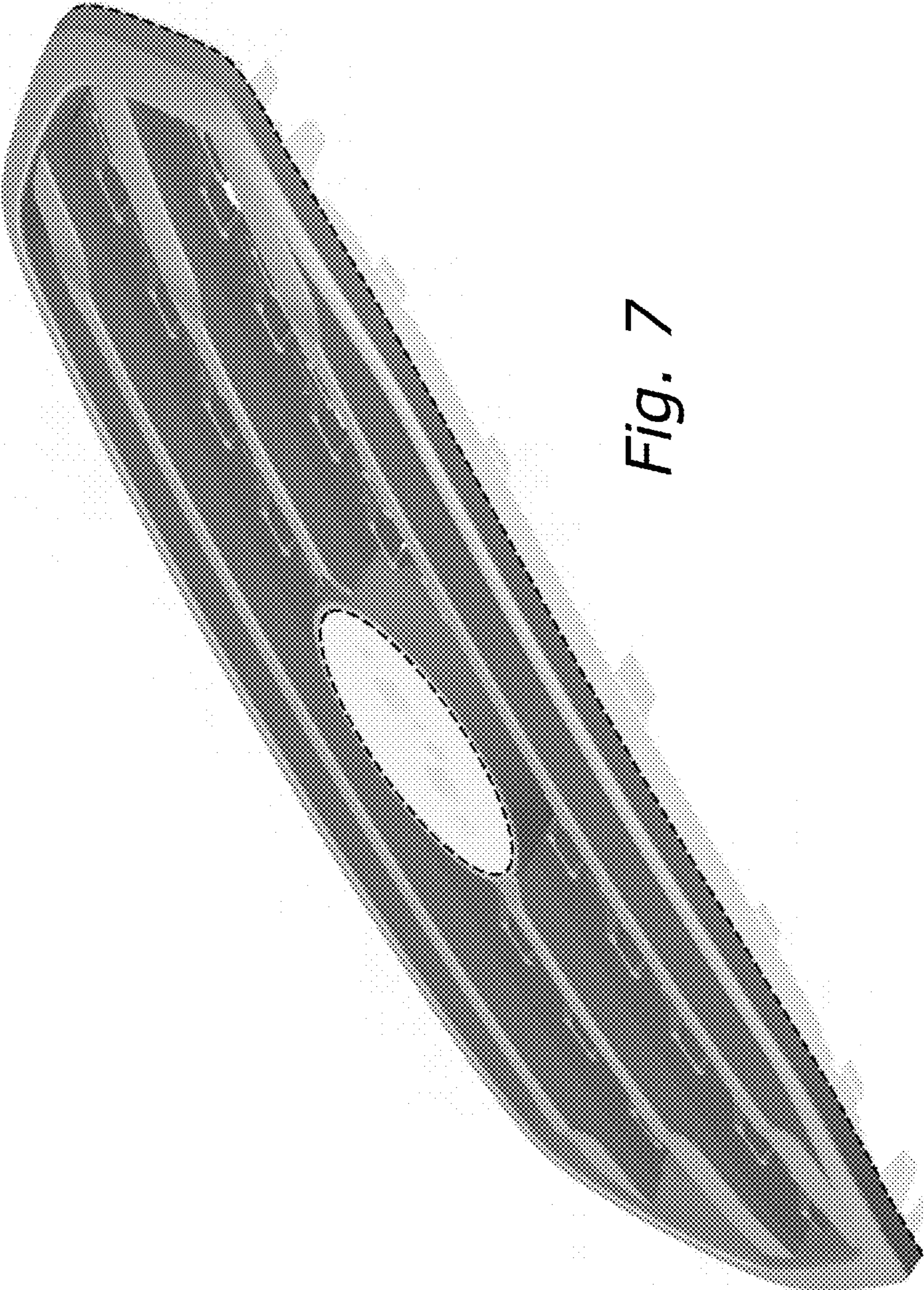


Fig. 7