



US00D888611S

(12) **United States Design Patent**
Anthony et al.

(10) **Patent No.:** **US D888,611 S**
(45) **Date of Patent:** **** Jun. 30, 2020**

(54) **BUCKLE COVER**

(71) Applicant: **Indiana Mills & Manufacturing, Inc.**,
Westfield, IN (US)

(72) Inventors: **James Thomas Anthony**, Zionsville,
IN (US); **Chris P. Jessup**, Sheridan, IN
(US); **Amie Barnes**, Kempton, IN (US)

(73) Assignee: **Indiana Mills & Manufacturing, Inc.**,
Westfield, IN (US)

(**) Term: **15 Years**

(21) Appl. No.: **29/663,846**

(22) Filed: **Sep. 19, 2018**

(51) **LOC (12) Cl.** **02-07**

(52) **U.S. Cl.**
USPC **D11/216**

(58) **Field of Classification Search**
USPC D2/624–640, 853, 976; D3/24, 213, 215,
D3/216, 230, 222, 202; D8/14, 16, 19,
D8/331, 343, 349, 356, 358, 359, 360,
D8/363, 366, 371, 382, 394, 395, 372;
D10/32; D11/1–3, 87, 93, 200, 201,
D11/206–210, 212–219, 220, 230–237;
D29/100–101.5, 122, 129; D30/139, 152,
D30/153

CPC A44B 11/00; A44B 11/02; A44B 11/04;
A44B 11/05; A44B 11/06; A44B 11/10;
A44B 11/14; A44B 11/18; A44B 11/22;
A44B 11/26; A44B 11/125; A44B 11/233;
A44B 11/001; A44B 11/005; A44B
11/006; A44B 11/2503; A44B 11/2507;
A44B 11/2526; A44B 11/2553; A44B
11/2592; A44B 11/2519; A44B 11/2452;
A44B 99/00; A44B 11/2561; A41F 1/008;
A41F 9/002; A41F 9/007; A41F 15/002;
B60R 22/30; B60R 22/32; B60R 22/002;
B60R 2022/1806; B60R 2022/1812;
B60R 2022/281; B65D 63/16; A62B
35/00

See application file for complete search history.

(56) **References Cited**

U.S. PATENT DOCUMENTS

5,023,981 A 6/1991 Anthony et al.
5,038,446 A 8/1991 Anthony et al.
5,142,748 A 9/1992 Anthony et al.
D342,465 S 12/1993 Anthony et al.

(Continued)

OTHER PUBLICATIONS

Immi KiwckLATCH, no date available, [online], [site visited Jan.
21, 2020]. Retrieved from url:https://www.imminet.com/products/
child-restraints/ (Year: 2020).*

(Continued)

Primary Examiner — Michelle E. Wilson

Assistant Examiner — Tracey J Bell

(74) *Attorney, Agent, or Firm* — Woodard, Emhardt,
Henry, Reeves & Wagner, LLP

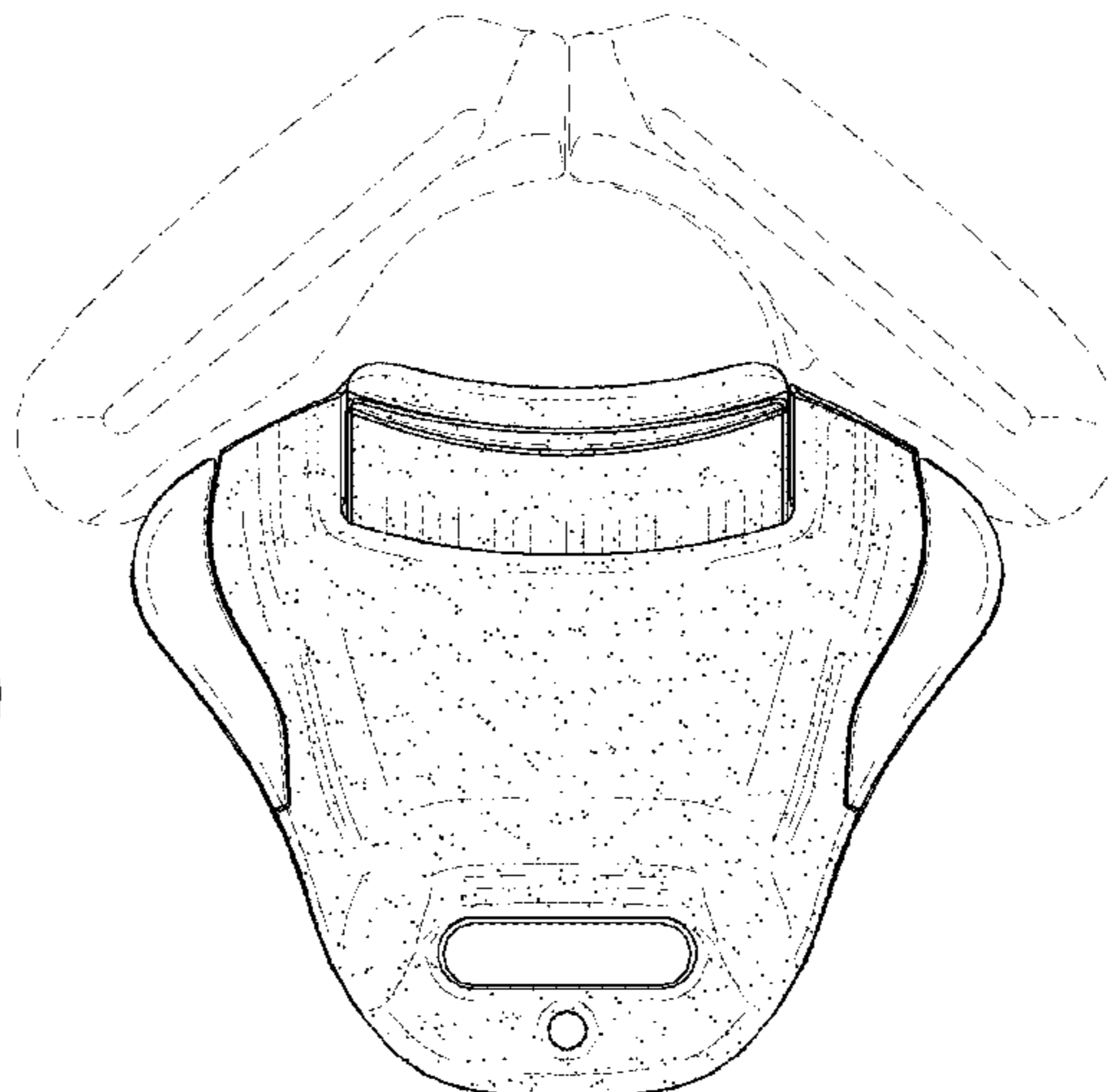
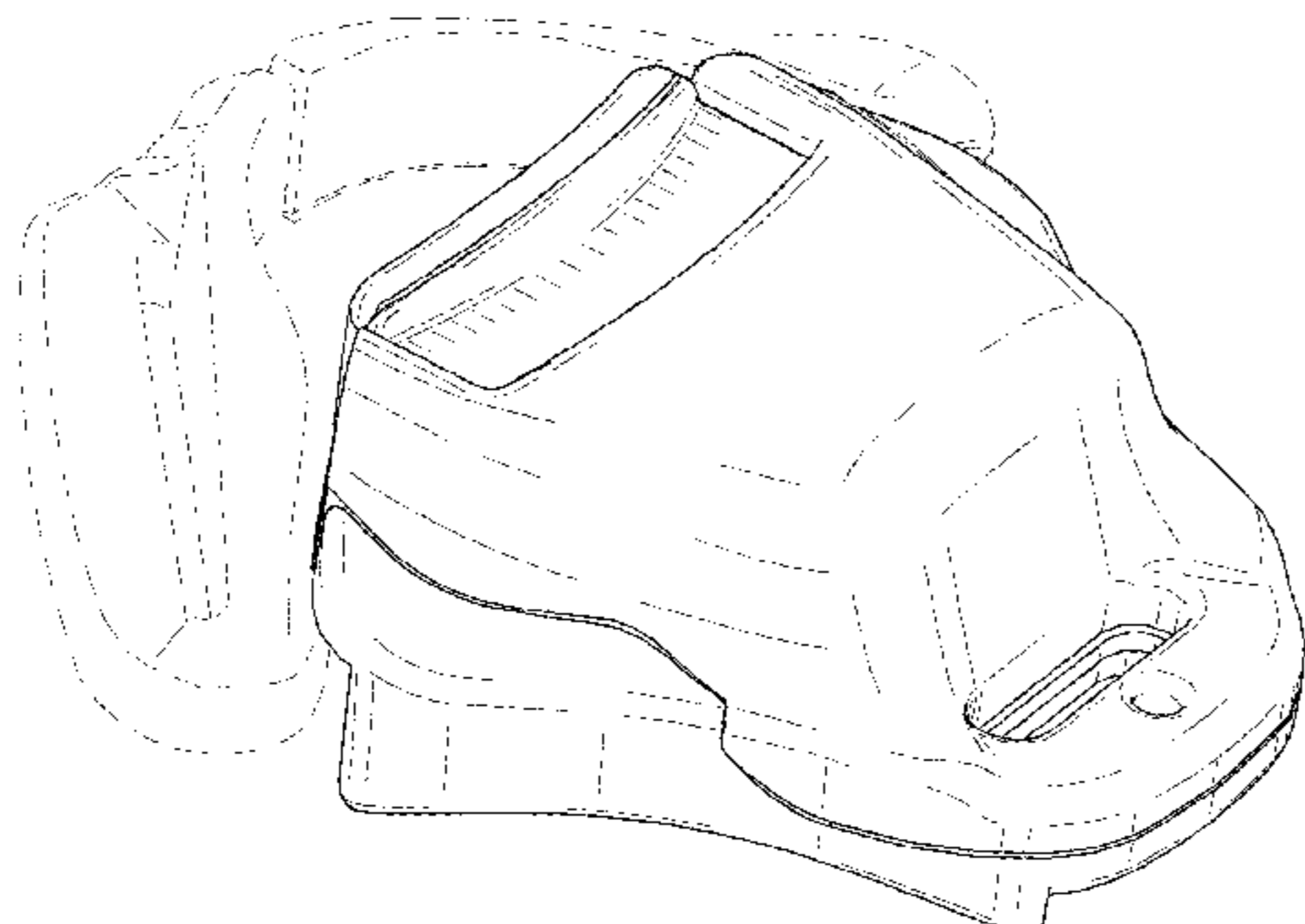
(57) **CLAIM**

The ornamental design for a buckle cover, as shown and
described.

DESCRIPTION

FIG. 1 is a perspective view of a buckle in the buckle cover.
FIG. 2 is a front view of the buckle.
FIG. 3 is a rear view of the buckle.
FIG. 4 is a top view of the buckle.
FIG. 5 is a bottom view of the buckle.
FIG. 6 is a first side view of the buckle; and,
FIG. 7 is a second side view of the buckle.
The broken lines illustrating portions of the buckle system
form no part of the claimed design.
The surface shading, if any, illustrated in the drawings is
provided merely to highlight the contour of the design. The
surface shading is not intended to be illustrative of texture or
gloss.

1 Claim, 4 Drawing Sheets



(56)

References Cited

U.S. PATENT DOCUMENTS

5,283,933	A	2/1994	Wiseman et al.	
D364,124	S	11/1995	Lortz et al.	
5,813,097	A	9/1998	Woellert et al.	
D407,667	S	4/1999	Homeier	
6,868,591	B2	3/2005	Dingman et al.	
7,240,407	B2	7/2007	Kawai et al.	
D592,543	S *	5/2009	Kolasa	D11/216
D632,214	S *	2/2011	Buscart	D11/216
D632,611	S *	2/2011	Buscart	D11/216
D655,223	S *	3/2012	Hadlow	D11/216
D661,619	S *	6/2012	Hadlow	D11/216
8,434,203	B2	5/2013	Morgan et al.	
8,656,566	B1 *	2/2014	Chen	A44B 11/2511 24/631
D770,327	S *	11/2016	Chan	D11/216
D796,854	S *	9/2017	Larsson	D6/333
D796,855	S *	9/2017	Imrich	D6/333
9,814,282	B2	11/2017	Merrick	
10,357,083	B2 *	7/2019	Babin	A44B 11/2573
10,455,902	B2 *	10/2019	Kuang	A44B 11/2523
2007/0261217	A1 *	11/2007	Buscart	A44B 11/2549 24/633
2011/0291451	A1 *	12/2011	Westman	A44B 11/2549 297/250.1
2017/0042293	A1 *	2/2017	Jin	A44B 11/2561
2018/0116344	A1 *	5/2018	Riley-Carter	A44B 11/2546
2019/0343240	A1 *	11/2019	Riley-Carter	A44B 11/2523

OTHER PUBLICATIONS

U.S. Appl. No. 62/732,707, filed Sep. 18, 2018 to Jessup et al. 59 pages.

* cited by examiner

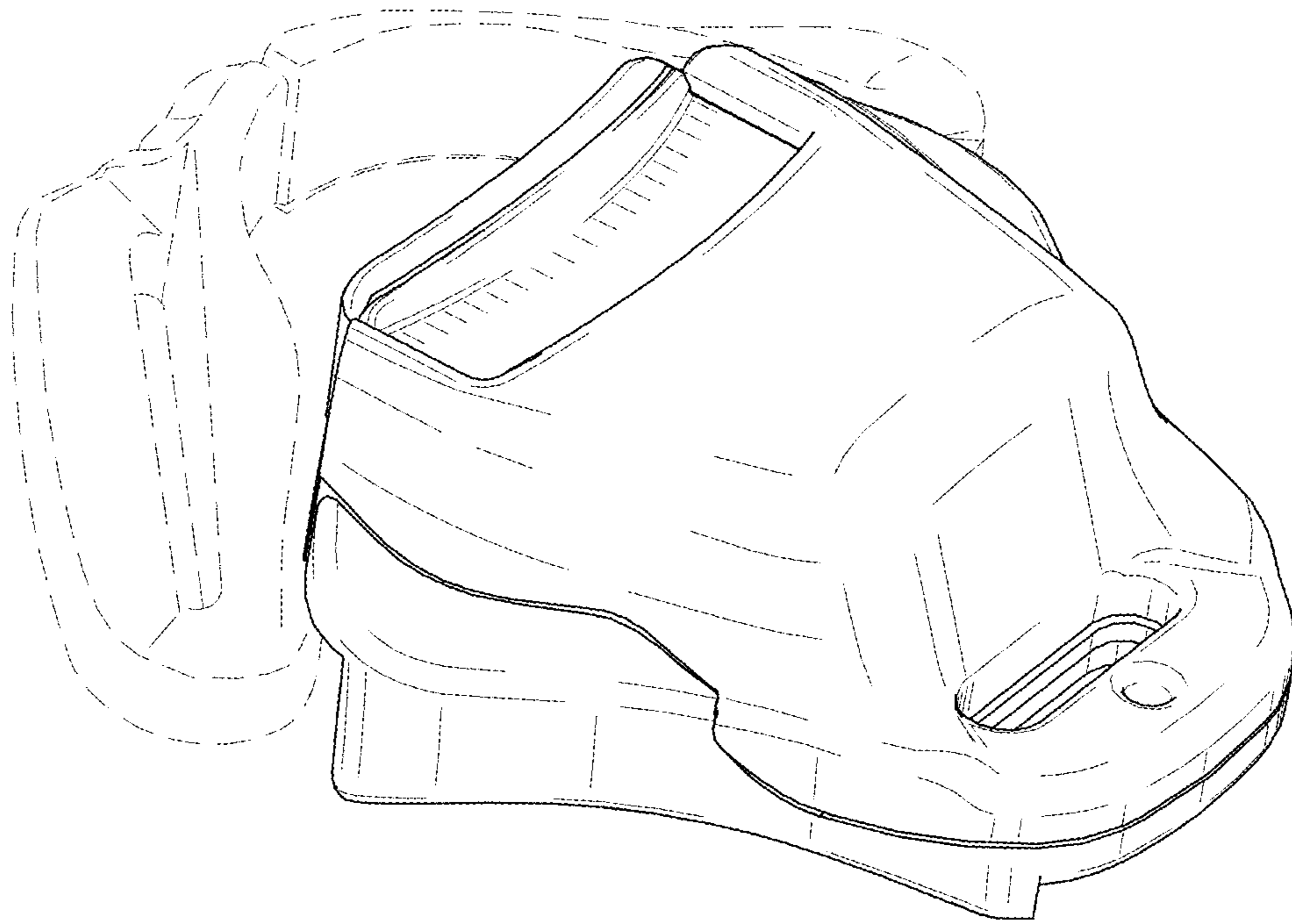


Fig. 1

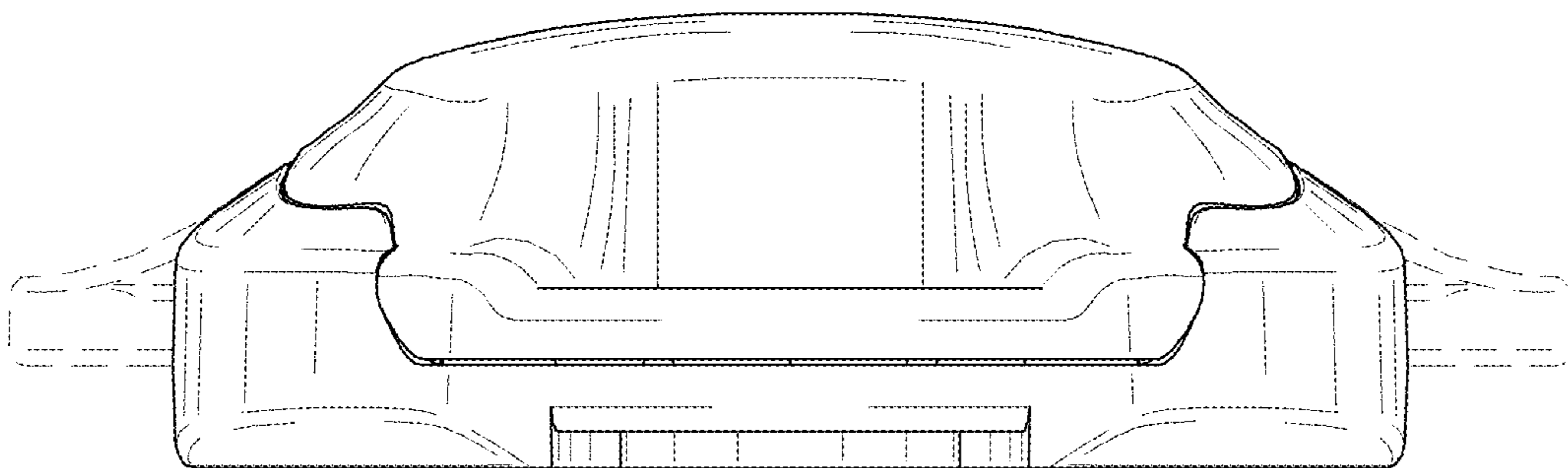


Fig. 2

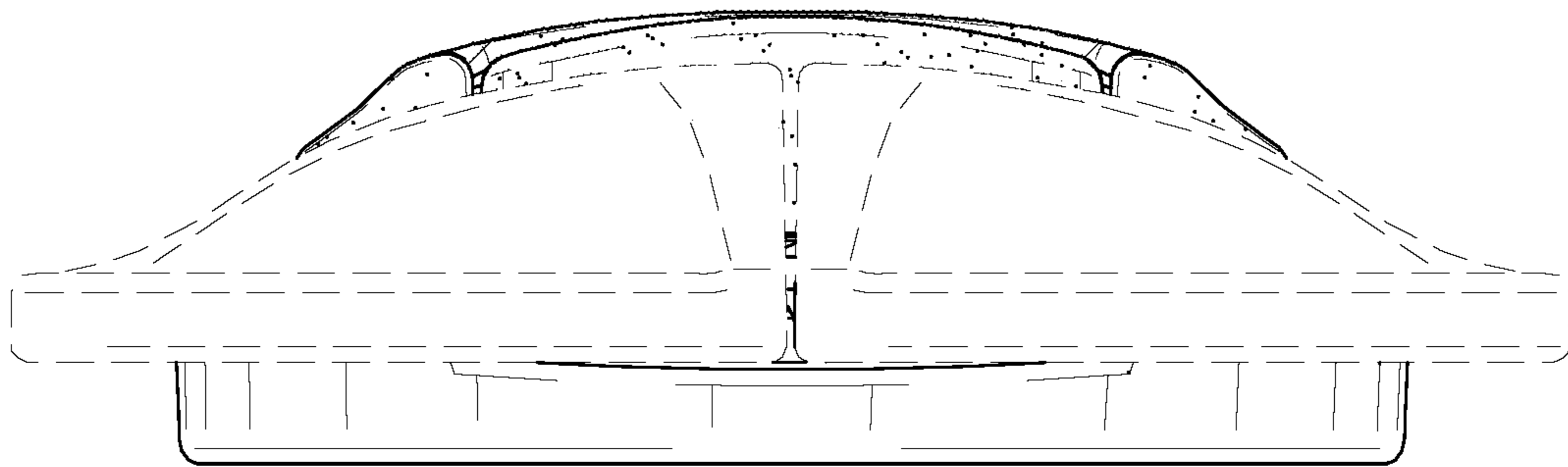


Fig. 3

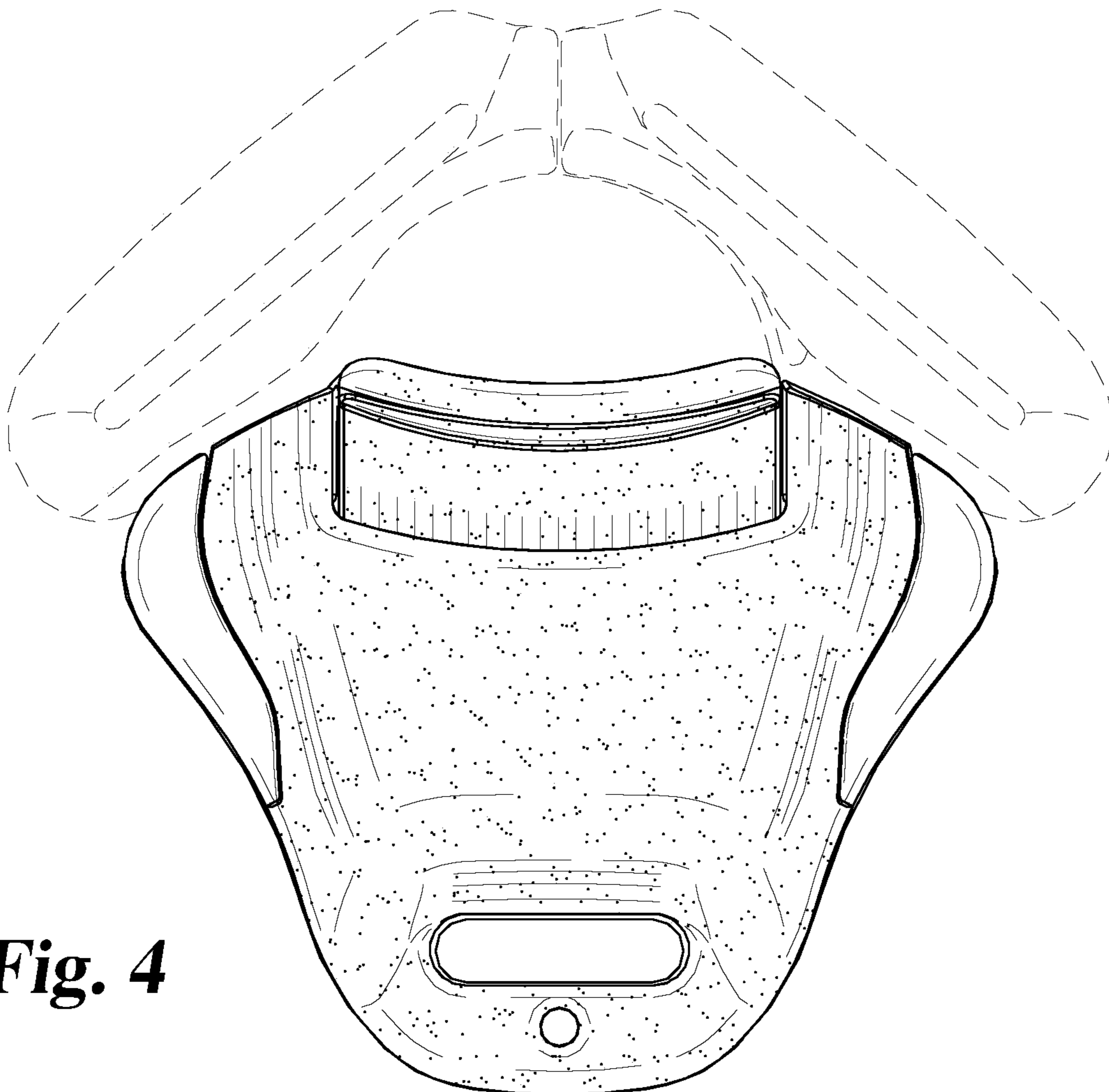


Fig. 4

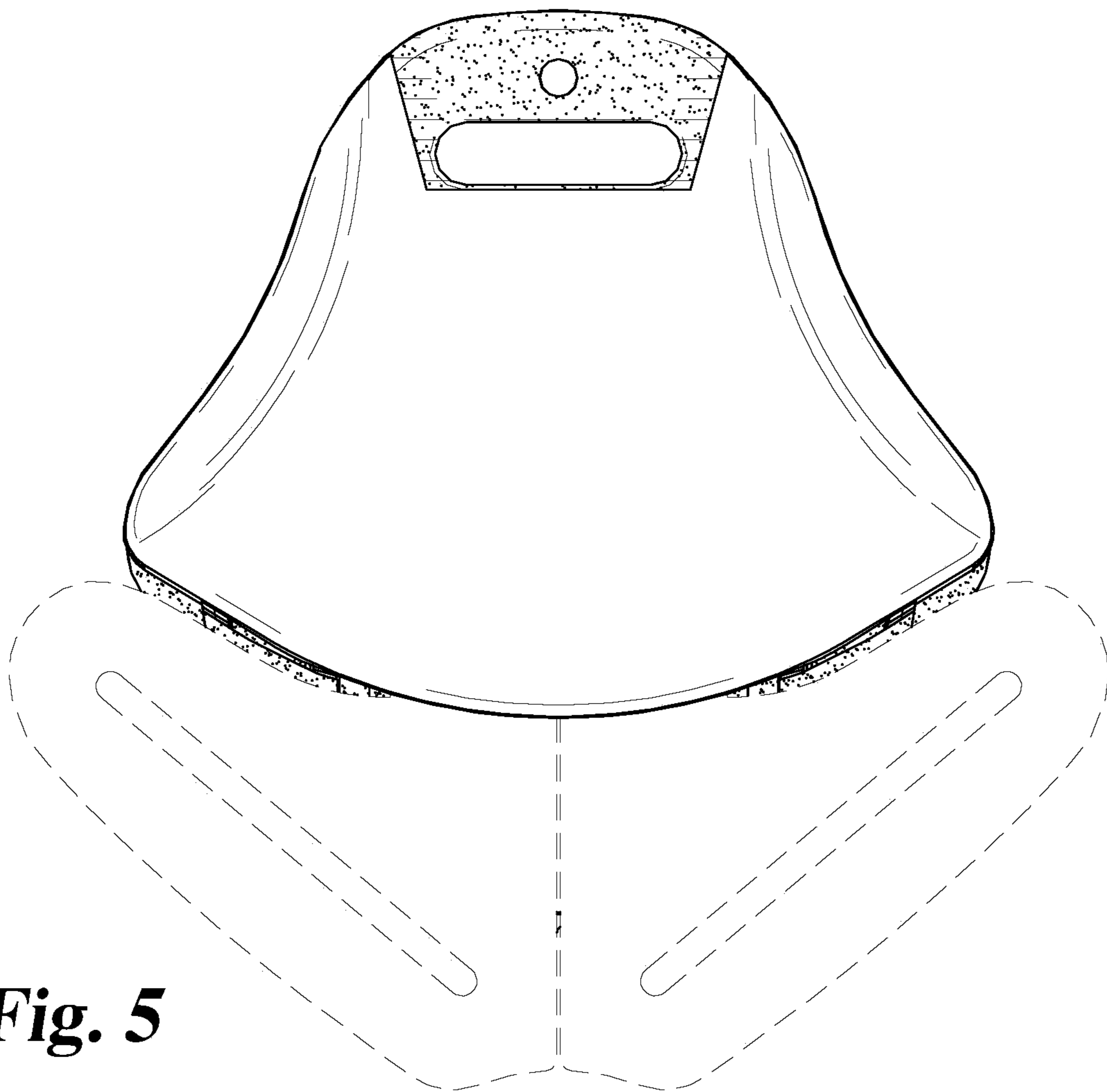


Fig. 5

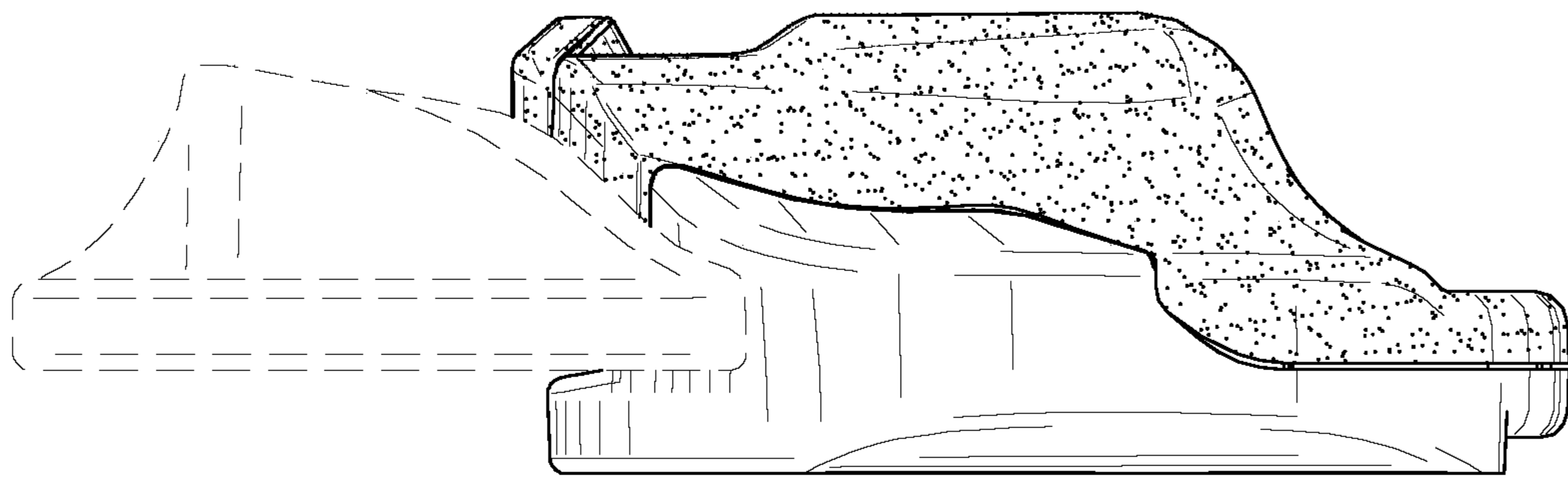


Fig. 6

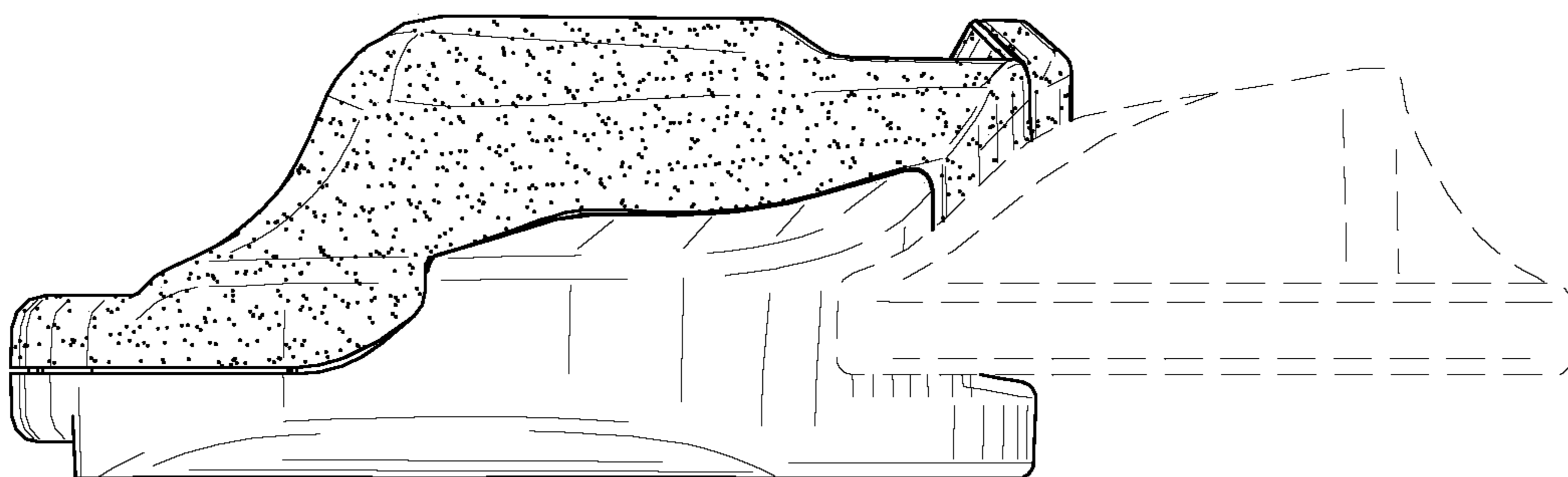


Fig. 7