



US00D888606S

(12) **United States Design Patent** (10) **Patent No.:** **US D888,606 S**
Eckerman (45) **Date of Patent:** **** Jun. 30, 2020**

(54) **IMITATION ARM**
(71) Applicant: **Brian Eckerman**, Woodstock, GA (US)
(72) Inventor: **Brian Eckerman**, Woodstock, GA (US)
(**) Term: **15 Years**
(21) Appl. No.: **29/648,460**
(22) Filed: **May 21, 2018**
(51) **LOC (12) Cl.** **11-02**
(52) **U.S. Cl.**
USPC **D11/160; D20/32**
(58) **Field of Classification Search**
USPC D6/599; D8/333, 349, 354, 356, 358,
D8/367, 373, 382, 383, 394-396;
D11/121, 184, 30-32, 48, 53, 54, 81-83,
D11/99, 101, 102, 104, 133, 136, 157,
D11/160, 172, 174, 223, 224, 232, 233,
D11/238, 239, 240; D20/10, 22-31, 36,
D20/42, 43; D21/578, 579, 585-588,
D21/593, 594, 621; D26/145; 40/124.13,
40/312, 316, 358, 368, 369, 584, 591,
40/593, 596, 607.09, 610, 611.12, 616,
40/617, 624, 62, 628, 630, 765;
242/400.1, 405.1, 405.2, 600, 916;
248/65, 74.1-74.4, 201, 204, 214, 215,
248/229.26, 302, 316.7, 316.8; D12/400
CPC G09F 7/16; G09F 2007/122; G09F 13/00;
G09F 13/04; G09F 13/06; G09F 13/18;
G09F 13/22; G09F 13/24; G09F 13/26;
G09F 2013/1895; G09F 15/00
See application file for complete search history.

D335,605 S * 5/1993 Roberts 5/640
5,221,222 A 6/1993 Townes
D347,658 S 6/1994 Scapillato
D368,822 S 4/1996 Gibree
D386,530 S 11/1997 Pesta
D397,740 S 9/1998 Georgevich
D404,172 S * 1/1999 Lamb D27/148
D429,285 S 8/2000 Schiri
6,108,817 A 8/2000 Kostelac
D439,214 S * 3/2001 Cockerham D11/160
D442,487 S * 5/2001 Pruitt D3/328
D464,376 S 10/2002 Zimmerman
D475,099 S * 5/2003 Manville D21/658
D480,016 S * 9/2003 Plank D11/160

(Continued)

FOREIGN PATENT DOCUMENTS

WO 2006133281 12/2006

OTHER PUBLICATIONS

U.S. Appl. No. 29/648,457, filed May 21, 2018.

Primary Examiner — Cathron C Brooks
Assistant Examiner — Christian P. McLean
(74) *Attorney, Agent, or Firm* — Withers & Keys, LLC

(57) **CLAIM**

The ornamental design for an imitation arm, as shown and described.

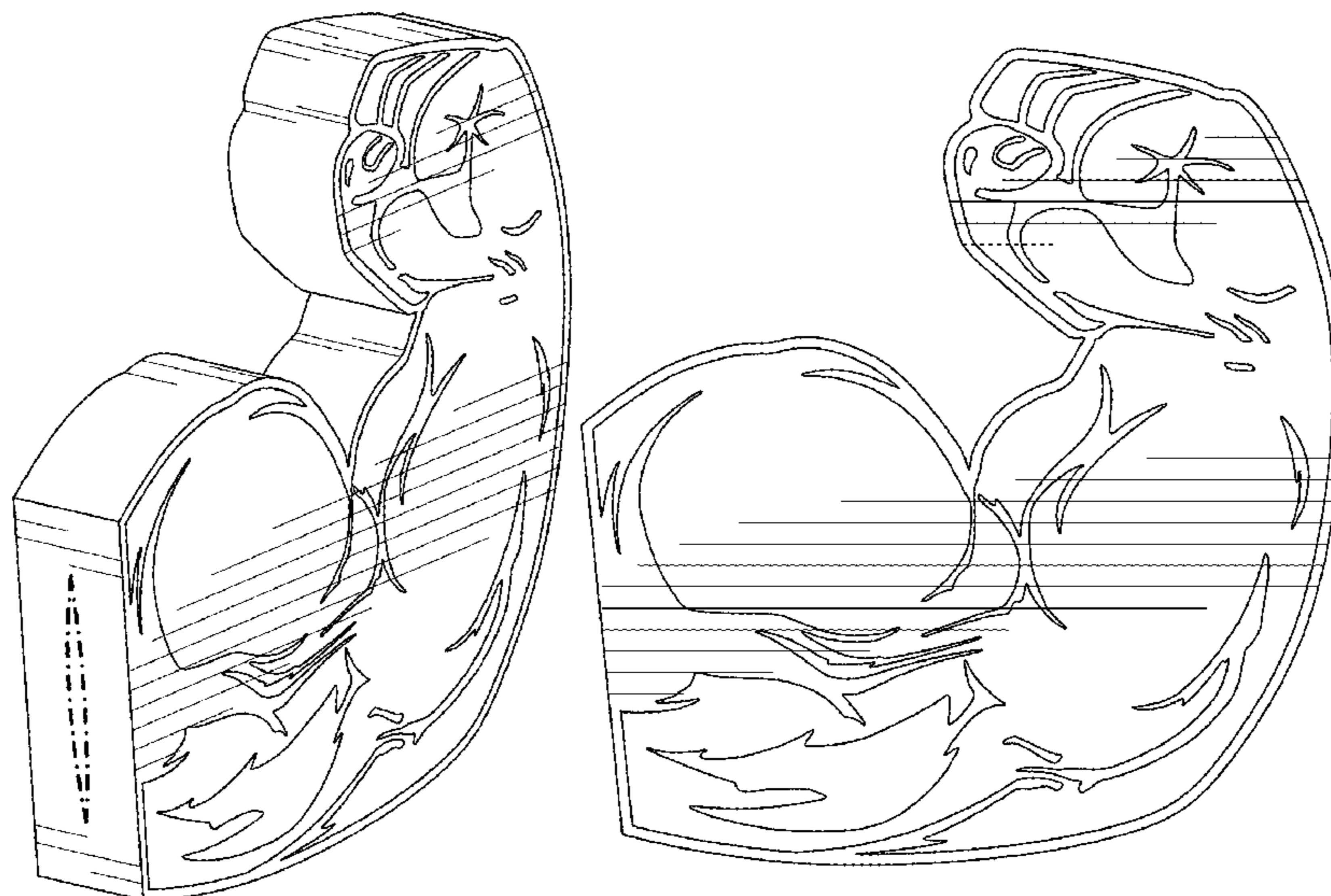
DESCRIPTION

FIG. 1 shows a perspective view of an imitation arm.
FIG. 2 shows a front view of the imitation arm.
FIG. 3 shows a rear view of the imitation arm.
FIG. 4 shows a left side view of the imitation arm.
FIG. 5 shows a right side view of the imitation arm.
FIG. 6 shows a top view of the imitation arm; and,
FIG. 7 shows a bottom view of the imitation arm.
The dot-dash-dot broken lines shown in the drawings define boundaries of the claimed design and form no part thereof.

1 Claim, 7 Drawing Sheets

(56) **References Cited**
U.S. PATENT DOCUMENTS

3,731,426 A * 5/1973 Lewis A63H 3/00
446/320
4,310,927 A 1/1982 DeBose
D310,109 S * 8/1990 Vega D20/32



(56)

References Cited

U.S. PATENT DOCUMENTS

6,612,056 B1	9/2003	Thomas, II	
D481,651 S *	11/2003	Homesley	D11/121
D489,772 S	5/2004	Fine et al.	
D495,749 S	9/2004	Van Vee et al.	
6,834,453 B1	12/2004	Nemeth	
D513,133 S	12/2005	Harum	
D525,311 S *	7/2006	Meredith	D20/11
D526,463 S *	8/2006	Deion	D2/610
D529,097 S *	9/2006	Meredith	D20/11
D536,156 S	2/2007	McSweeney	
D558,273 S	12/2007	Keith	
D607,514 S	1/2010	Cardea	
D610,944 S *	3/2010	Tristram	D11/160
D613,339 S *	4/2010	Young	D20/25
D628,120 S *	11/2010	Walterscheid	D11/160
D633,945 S	3/2011	Scott	
D635,736 S	4/2011	Warman	
D636,823 S *	4/2011	Stambler	D21/394
D666,677 S	9/2012	Bengyak	
D676,514 S	2/2013	Dudley et al.	
D684,499 S *	6/2013	Crouch	D11/121
D695,547 S *	12/2013	Robilotto	D6/599
D696,324 S *	12/2013	Takahashi	D15/199
D709,955 S	7/2014	Bengyak	
D742,456 S *	11/2015	Lee	D20/30
D770,566 S	11/2016	Harris	
D774,309 S *	12/2016	Brenner	D4/107
D804,587 S *	12/2017	Cohen	D21/615
D857,809 S *	8/2019	Kataoka	D21/578
2002/0026794 A1 *	3/2002	Shahinpoor	A61F 2/08 60/508
2003/0046840 A1 *	3/2003	Evans	G09F 1/08 40/538
2003/0074819 A1	4/2003	Corona	
2005/0034208 A1	2/2005	Fung	
2007/0101502 A1 *	5/2007	Bierbauer	A01K 13/006 5/636
2013/0081312 A1	4/2013	McFadden	
2013/0118045 A1	5/2013	Sample et al.	

* cited by examiner

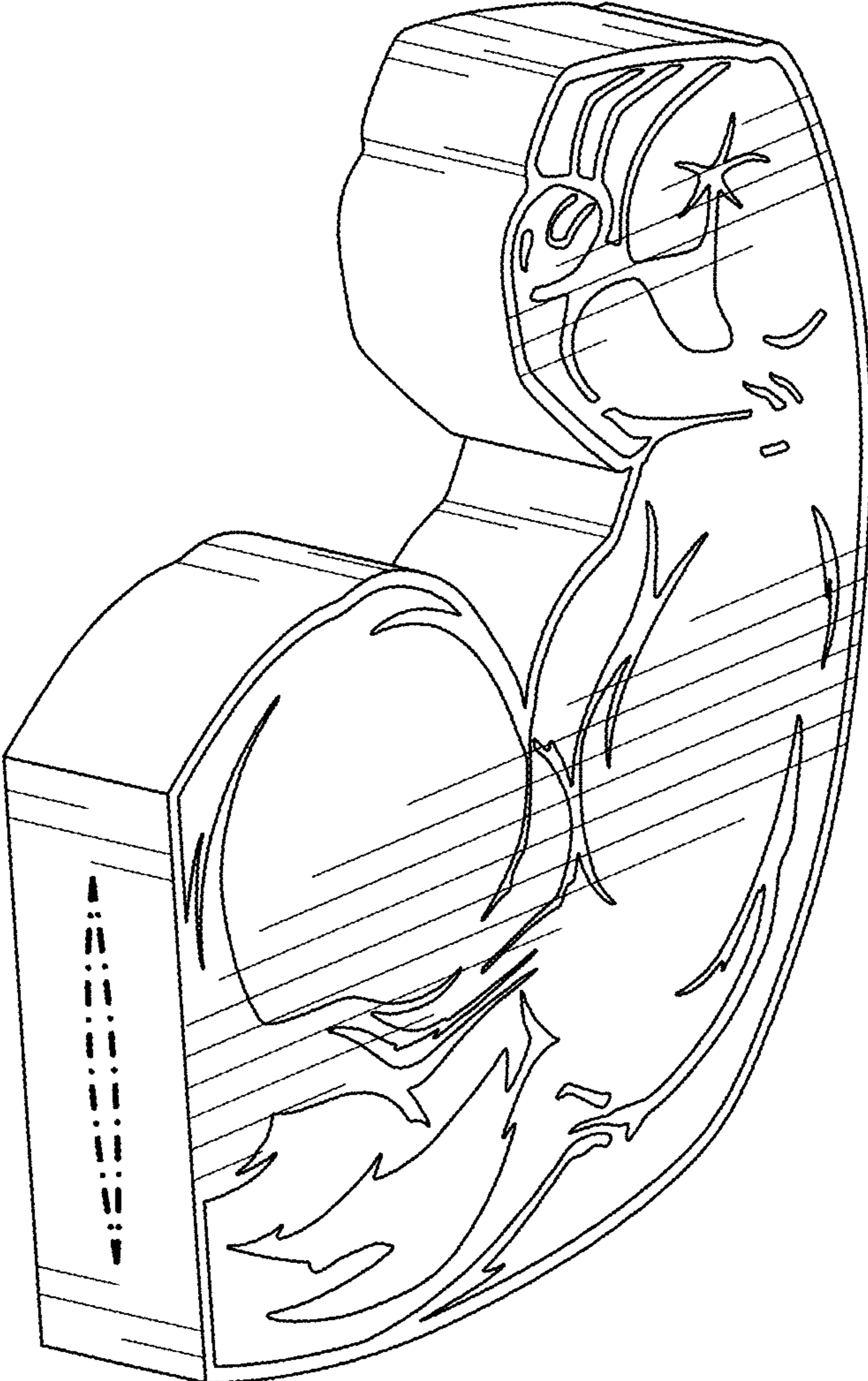


Fig. 1

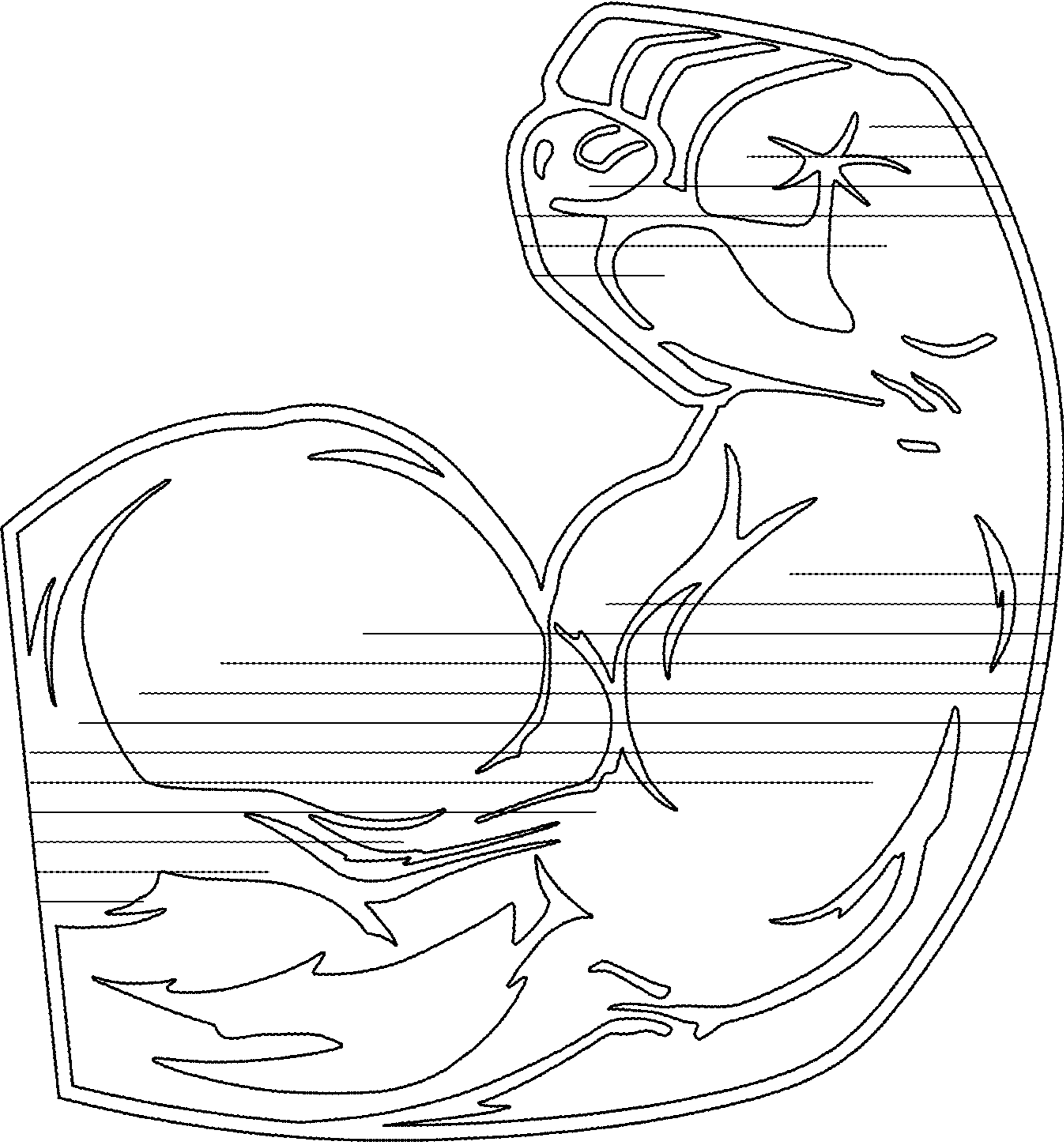


Fig. 2

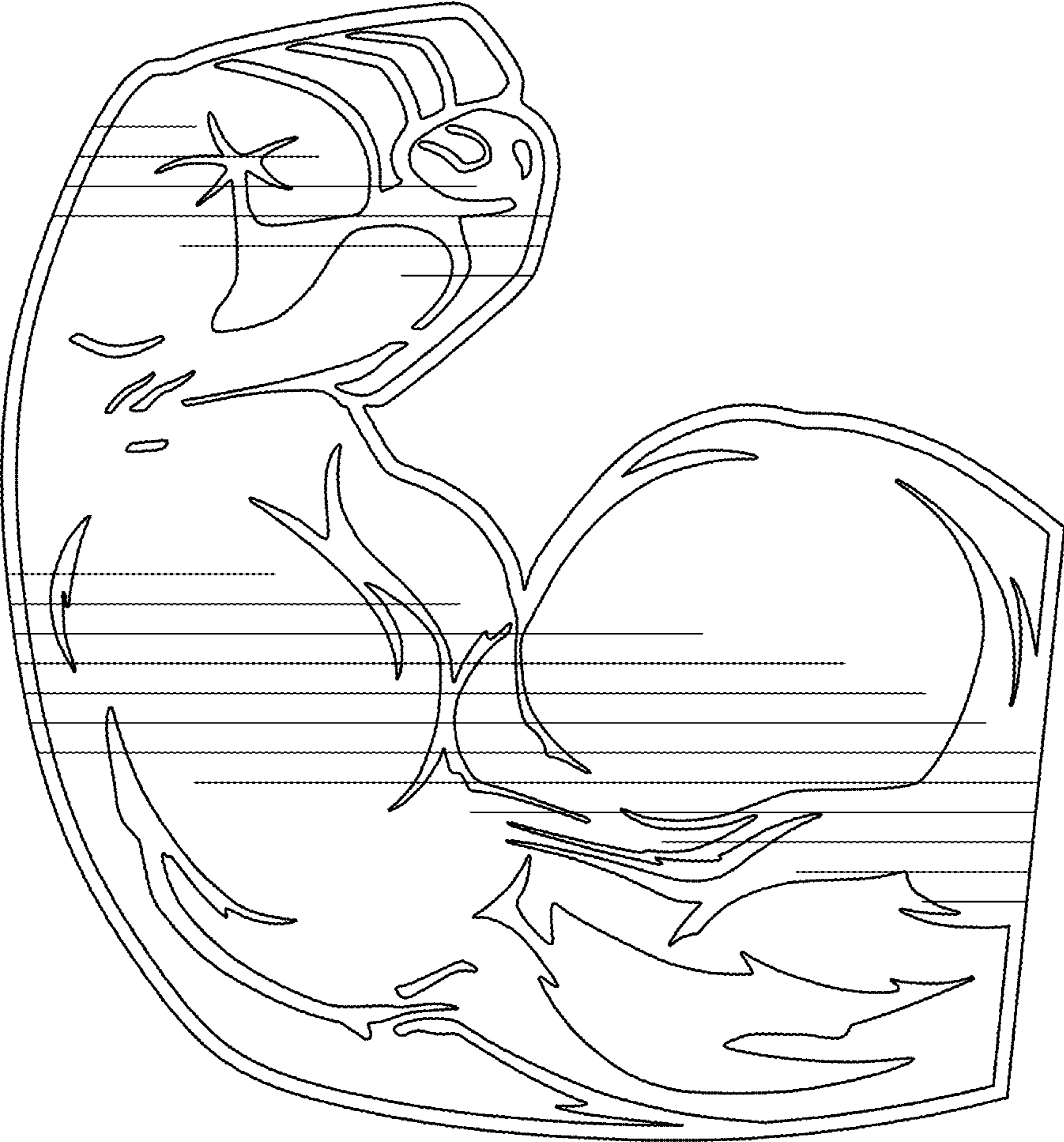


Fig. 3

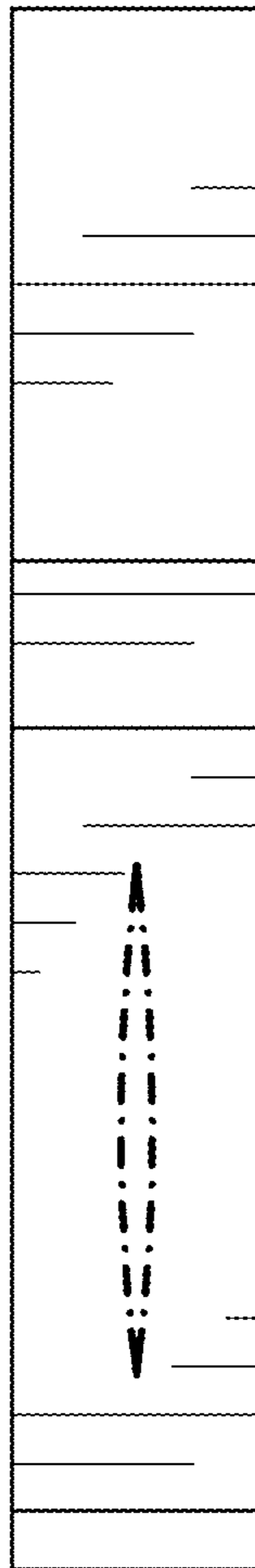


Fig. 4




Fig. 5

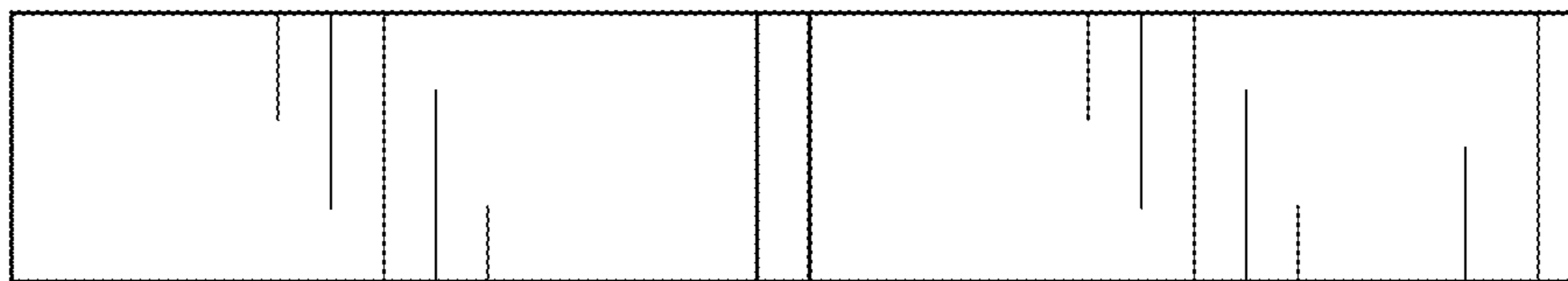


Fig. 6

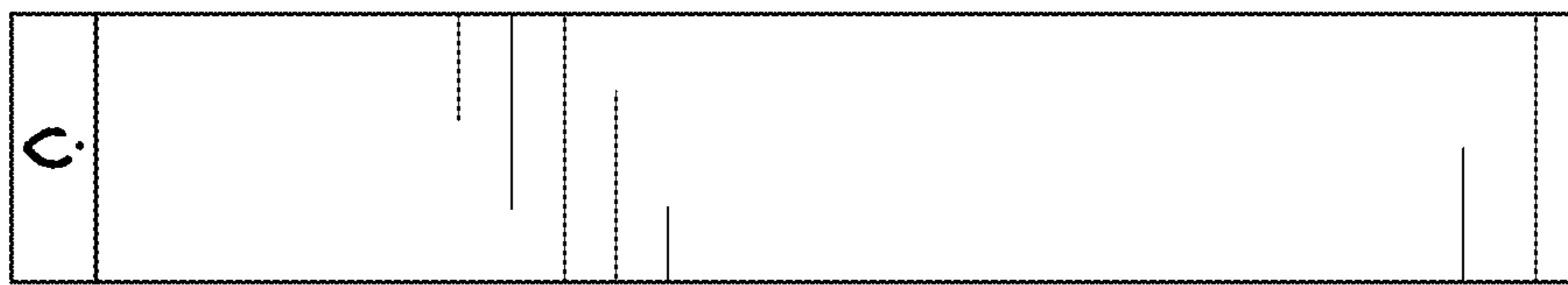


Fig. 7