



US00D888605S

(12) **United States Design Patent** (10) **Patent No.:** **US D888,605 S**
Eckerman (45) **Date of Patent:** **** Jun. 30, 2020**

(54) **IMITATION ARM**

(71) Applicant: **Brian Eckerman**, Woodstock, GA (US)

(72) Inventor: **Brian Eckerman**, Woodstock, GA (US)

(**) Term: **15 Years**

(21) Appl. No.: **29/648,457**

(22) Filed: **May 21, 2018**

(51) **LOC (12) Cl.** **11-02**

(52) **U.S. Cl.**
USPC **D11/160; D20/32**

(58) **Field of Classification Search**
USPC D6/599; D8/333, 349, 354, 356, 358,
D8/367, 373, 382, 383, 394-396;
D11/121, 184, 30-32, 48, 53, 54, 81-83,
D11/99, 101, 102, 104, 133, 136, 157,
D11/160, 172, 174, 223, 224, 232, 233,
D11/238, 239, 240; D20/10, 22-31, 36,
D20/42, 43; D21/578, 579, 585-588,
D21/593, 594, 621; D26/145; 40/124.13,
40/312, 316, 358, 368, 369, 584, 591,
40/593, 596, 607.09, 610, 611.12, 616,
40/617, 624, 62, 628, 630, 765;
242/400.1, 405.1, 405.2, 600, 916;
248/65, 74.1-74.4, 201, 204, 214, 215,
248/229.26, 302, 316.7, 316.8; D12/400
CPC G09F 7/16; G09F 2007/122; G09F 13/00;
G09F 13/04; G09F 13/06; G09F 13/18;
G09F 13/22; G09F 13/24; G09F 13/26;
G09F 2013/1895; G09F 15/00
See application file for complete search history.

(56) **References Cited**

U.S. PATENT DOCUMENTS

3,731,426 A * 5/1973 Lewis A63H 3/001
446/320
4,310,927 A 1/1982 DeBose
D310,109 S * 8/1990 Vega D20/32
D335,605 S * 5/1993 Roberts 5/640

5,221,222 A 6/1993 Townes
D347,658 S 6/1994 Scapillato
D368,822 S 4/1996 Gibree
D386,530 S 11/1997 Pesta
D397,740 S 9/1998 Georgevich
D404,172 S * 1/1999 Lamb D27/148
D429,285 S 8/2000 Schiri
6,108,817 A 8/2000 Kostelac
D439,214 S * 3/2001 Cockerham D11/160
D442,487 S * 5/2001 Pruitt D3/328

(Continued)

FOREIGN PATENT DOCUMENTS

WO 2006133281 12/2006

OTHER PUBLICATIONS

U.S. Appl. No. 29/648,460, filed May 21, 2018.

Primary Examiner — Cathron C Brooks
Assistant Examiner — Christian P. McLean
(74) *Attorney, Agent, or Firm* — Withers & Keys, LLC

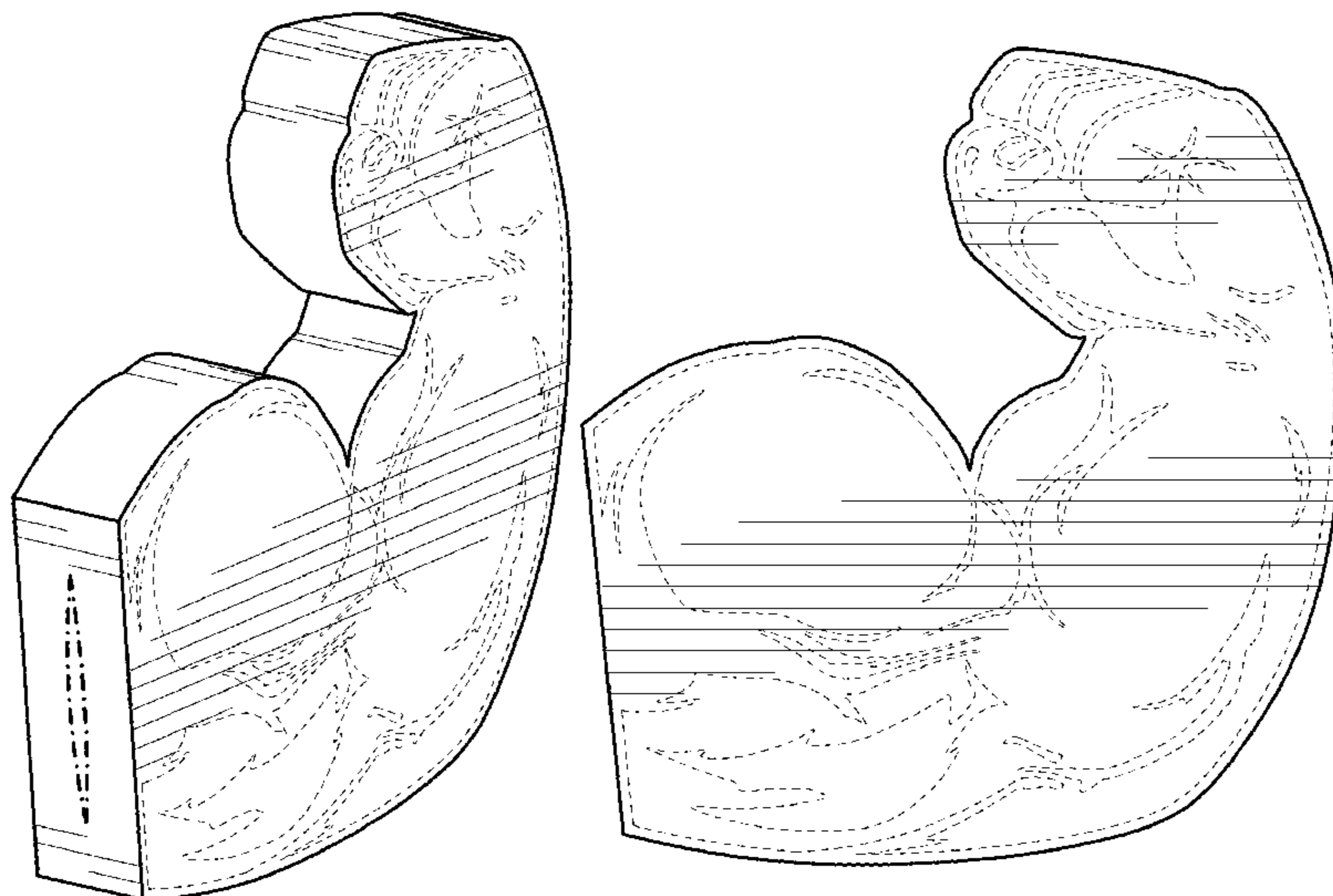
(57) **CLAIM**

The ornamental design for an imitation arm, as shown and described.

DESCRIPTION

FIG. 1 shows a perspective view of an imitation arm.
FIG. 2 shows a front view of the imitation arm.
FIG. 3 shows a rear view of the imitation arm.
FIG. 4 shows a left side view of the imitation arm.
FIG. 5 shows a right side view of the imitation arm.
FIG. 6 shows a top view of the imitation arm; and,
FIG. 7 shows a bottom view of the imitation arm.
The dot-dash-dot broken lines shown in the drawings define boundaries of the claimed design and form no part thereof. The dashed broken lines shown in the drawings illustrate portions of the imitation arm that form no part of the claimed design.

1 Claim, 7 Drawing Sheets



(56)

References Cited

U.S. PATENT DOCUMENTS

D464,376 S 10/2002 Zimmerman
 D475,099 S * 5/2003 Manville D21/658
 D480,016 S * 9/2003 Plank D11/160
 6,612,056 B1 9/2003 Thomas, II
 D481,651 S * 11/2003 Homesley D11/121
 D489,772 S 5/2004 Fine et al.
 D495,749 S 9/2004 Van Vee et al.
 6,834,453 B1 12/2004 Nemeth
 D513,133 S 12/2005 Harum
 D525,311 S * 7/2006 Meredith D20/11
 D526,463 S * 8/2006 Deion D2/610
 D529,097 S * 9/2006 Meredith D20/11
 D536,156 S 2/2007 McSweeney
 D558,273 S 12/2007 Keith
 D607,514 S 1/2010 Cardea
 D610,944 S * 3/2010 Tristram D11/160
 D613,339 S * 4/2010 Young D20/25
 D628,120 S * 11/2010 Walterscheid D11/160
 D633,945 S 3/2011 Scott
 D635,736 S 4/2011 Warman

D636,823 S * 4/2011 Stambler D21/394
 D666,677 S 9/2012 Bengyak
 D676,514 S 2/2013 Dudley et al.
 D684,499 S * 6/2013 Crouch D11/121
 D695,547 S * 12/2013 Robilotto D6/599
 D696,324 S * 12/2013 Takahashi D15/199
 D709,955 S 7/2014 Bengyak
 D742,456 S * 11/2015 Lee D20/30
 D770,566 S 11/2016 Harris
 D774,309 S * 12/2016 Brenner D4/107
 D804,587 S * 12/2017 Cohen D21/615
 D857,809 S * 8/2019 Kataoka D21/578
 2002/0026794 A1 * 3/2002 Shahinpoor A61F 2/08
 60/508
 2003/0046840 A1 * 3/2003 Evans G09F 1/08
 40/538
 2003/0074819 A1 4/2003 Corona
 2005/0034208 A1 2/2005 Fung
 2007/0101502 A1 * 5/2007 Bierbauer A01K 13/006
 5/636
 2013/0081312 A1 4/2013 McFadden
 2013/0118045 A1 5/2013 Sample et al.

* cited by examiner

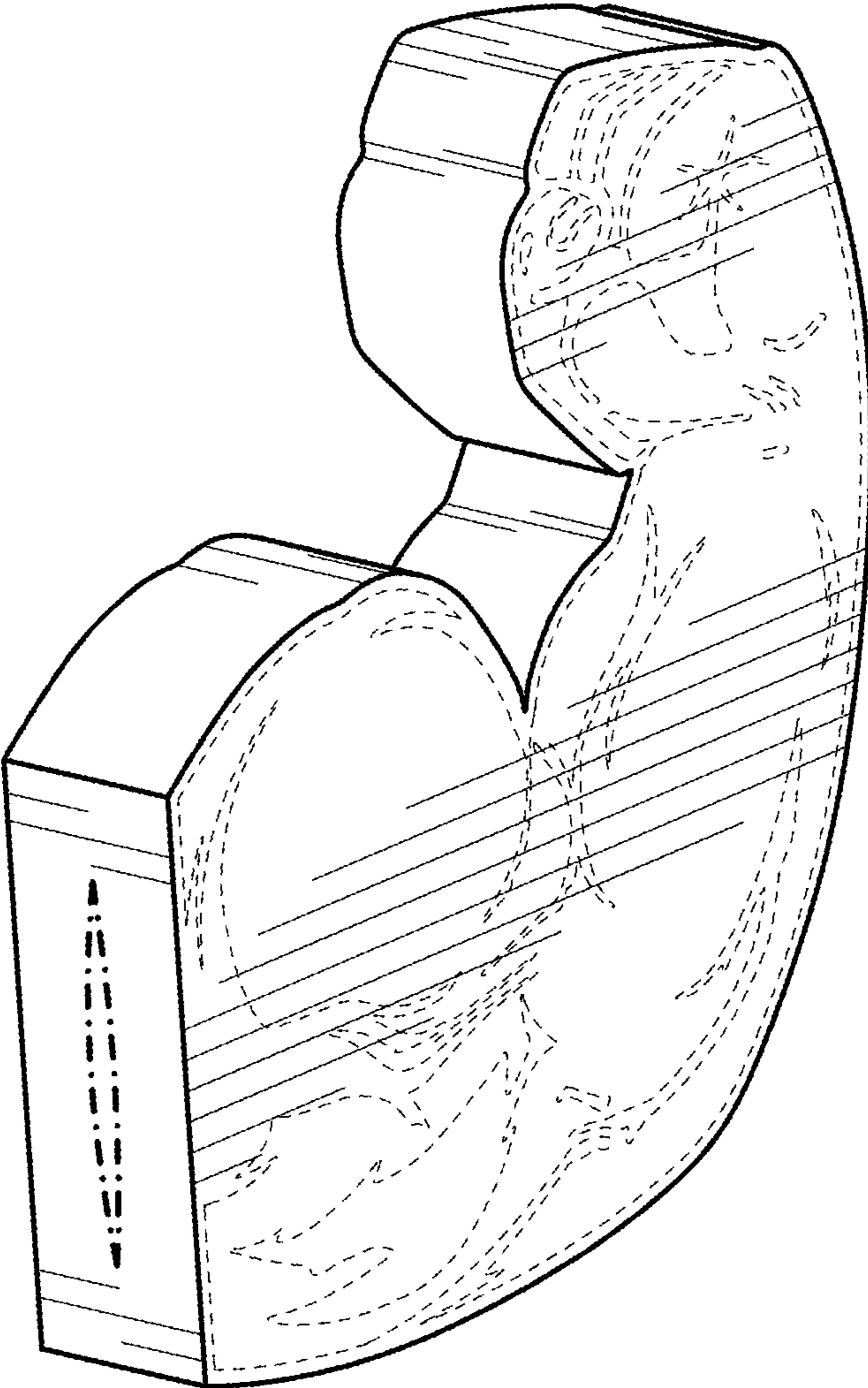


Fig. 1

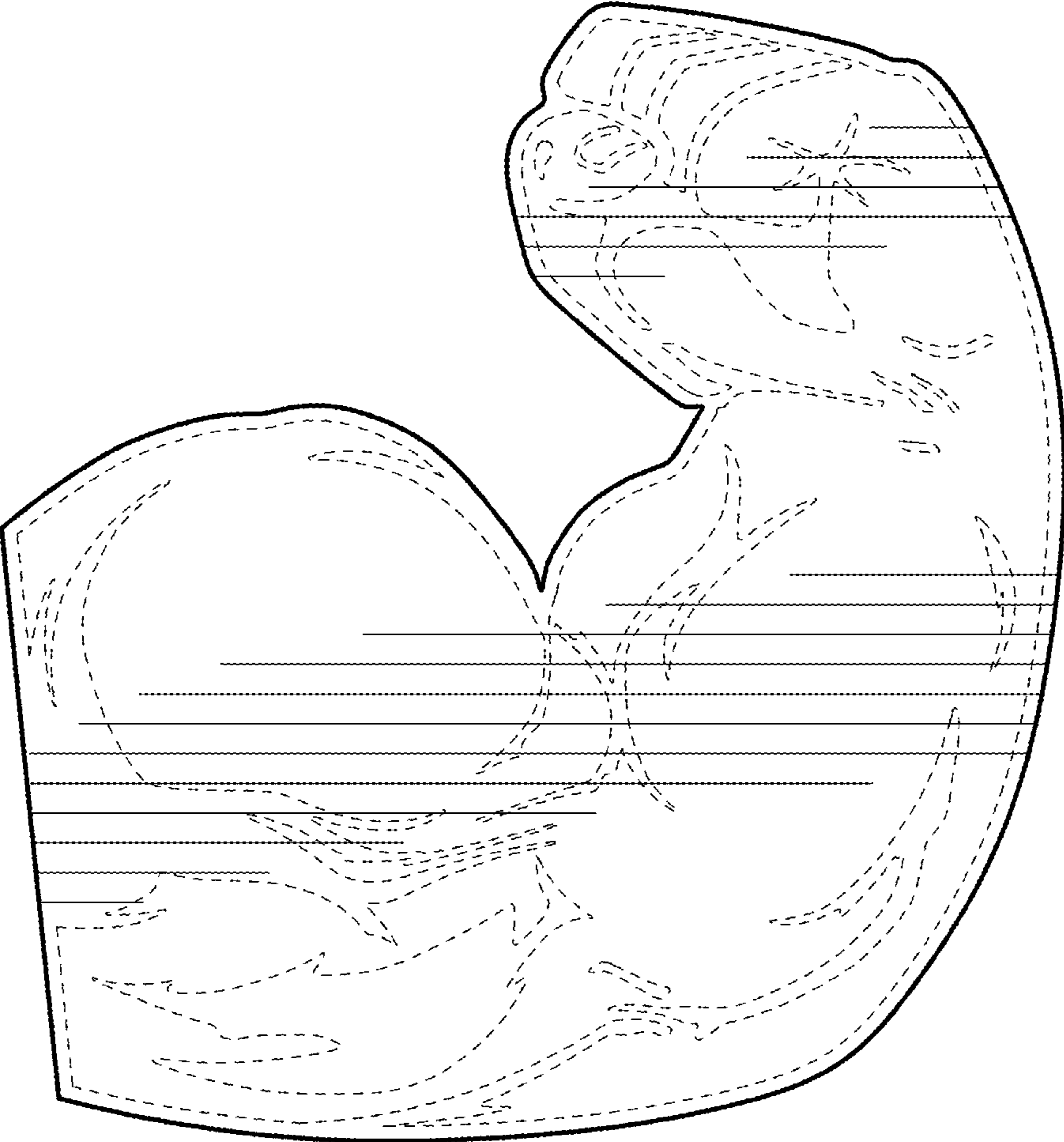


Fig. 2

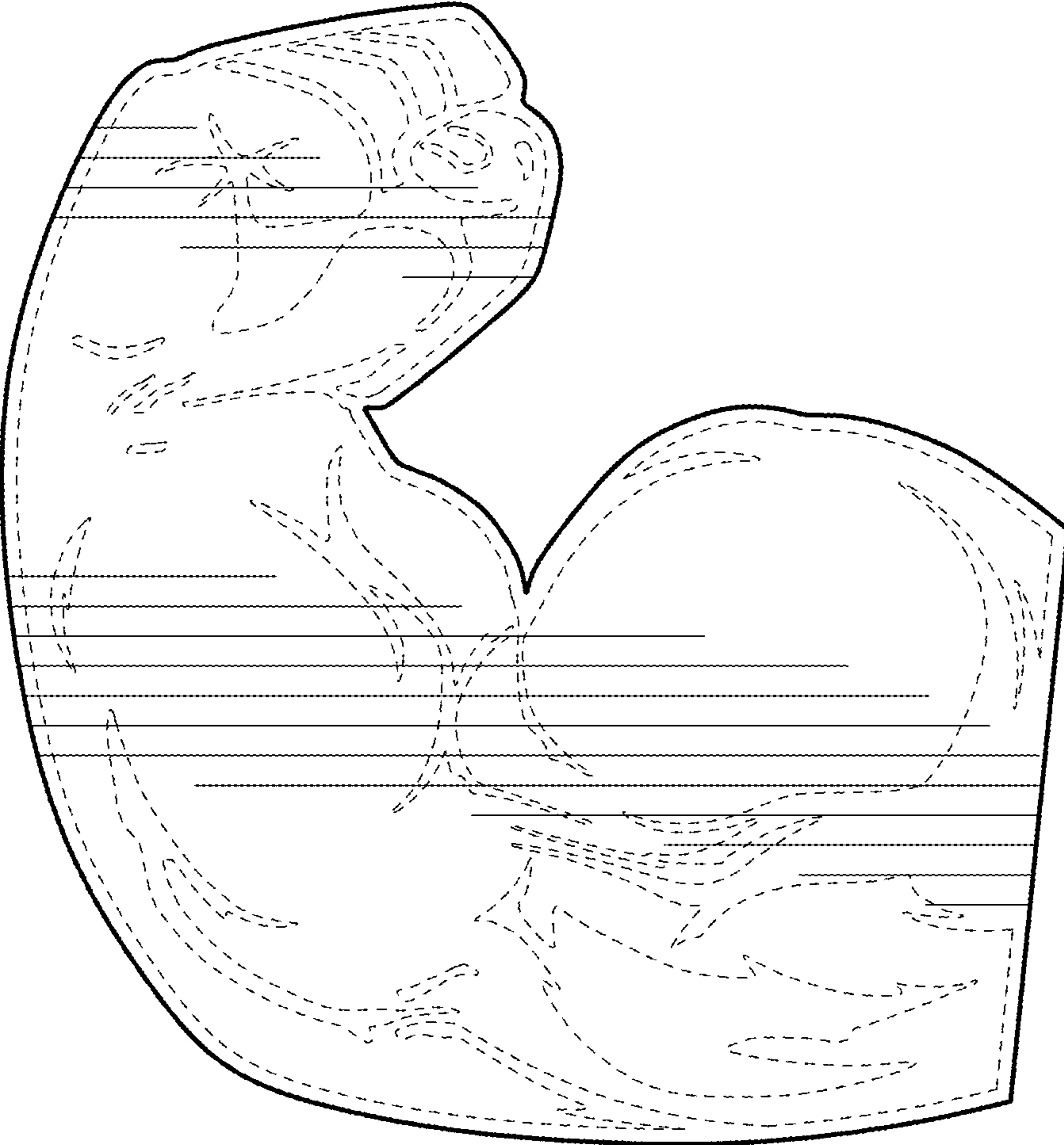


Fig. 3

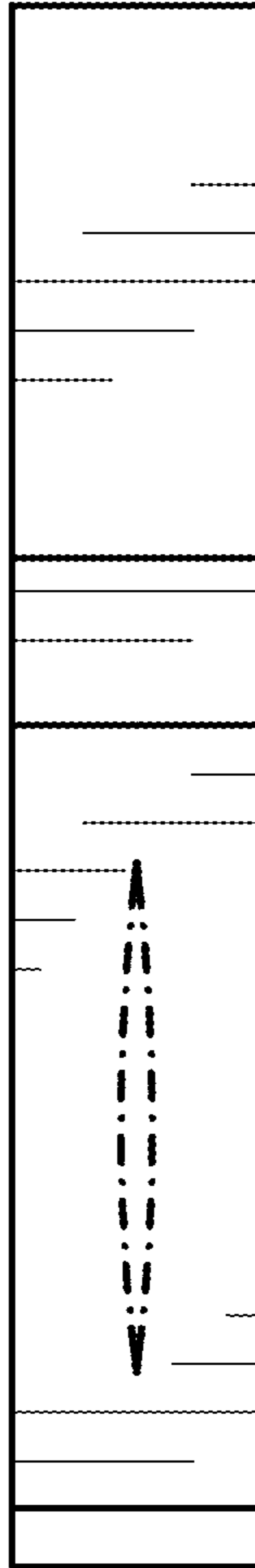


Fig. 4




Fig. 5

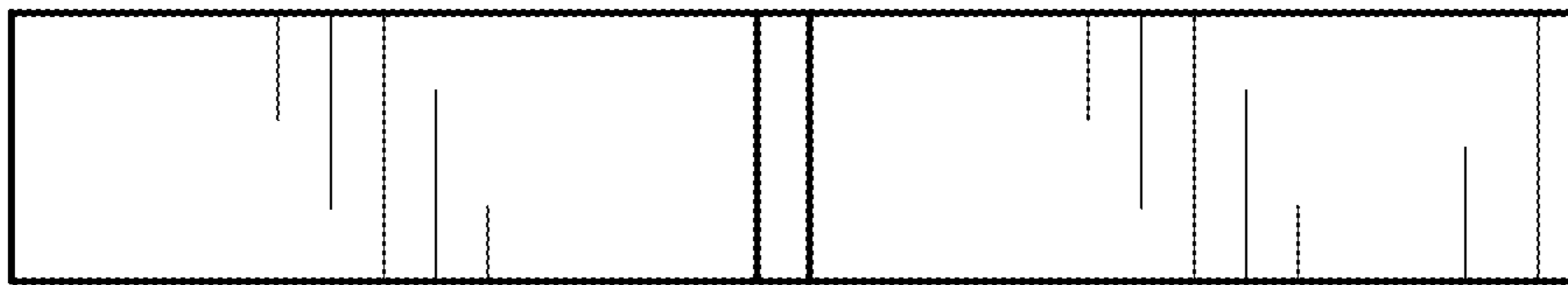


Fig. 6

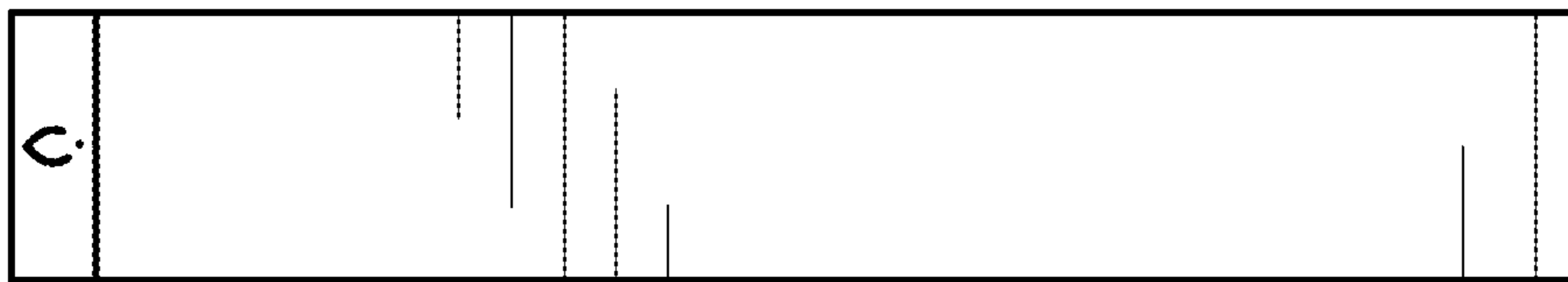


Fig. 7