



US00D888601S

(12) **United States Design Patent**
Weinroth

(10) **Patent No.:** **US D888,601 S**

(45) **Date of Patent:** **** Jun. 30, 2020**

(54) **SCULPTURE**

(71) Applicant: **Netta Weinroth**, D.N. Ashkelon (IL)

(72) Inventor: **Netta Weinroth**, D.N. Ashkelon (IL)

(**) Term: **15 Years**

(21) Appl. No.: **29/649,315**

(22) Filed: **May 29, 2018**

(30) **Foreign Application Priority Data**

Nov. 30, 2017 (IL) 61299

(51) **LOC (12) Cl.** **11-02**

(52) **U.S. Cl.**
USPC **D11/131; D11/157**

(58) **Field of Classification Search**
USPC D11/131, 132, 140, 142, 157, 164, 184;
D6/512, 514, 552; D13/179
See application file for complete search history.

(56) **References Cited**

U.S. PATENT DOCUMENTS

- 1,316,015 A * 9/1919 Bristow et al. B42F 17/08
211/11
- 2,936,409 A * 5/1960 Power H01L 23/467
257/722
- 3,280,907 A * 10/1966 Hoffman H01L 23/4093
165/185
- 3,391,796 A * 7/1968 Cross G09F 15/0087
211/169
- D219,342 S * 12/1970 Koltuniak et al. D13/179
- 3,566,958 A * 3/1971 Zelina H01L 23/051
165/80.3
- D225,553 S * 12/1972 Moore D15/29
- 4,187,711 A * 2/1980 Lavochkin B21C 23/14
72/256
- D257,680 S * 12/1980 Bell D11/142

- D267,005 S * 11/1982 Dennis D13/179
- 4,584,226 A * 4/1986 Vitale B29C 53/564
156/172
- D304,397 S * 11/1989 Wright D6/679
- D308,228 S * 5/1990 Gecchelin D19/75
- D313,399 S * 1/1991 Earl D13/179
- D326,379 S * 5/1992 Gilbey D6/683
- D332,361 S * 1/1993 Lewis D6/691
- 5,180,058 A * 1/1993 Hu G11B 33/0466
206/308.1
- D338,449 S * 8/1993 Sahyoun D13/179
- D340,942 S * 11/1993 Smith D15/29
- 5,356,306 A * 10/1994 Ackerman F16L 23/125
174/47
- D369,620 S * 5/1996 Boutsakis D19/86
- D393,379 S * 4/1998 Alber D6/679
- 5,797,192 A * 8/1998 Curtis A47G 27/0487
30/289
- 5,937,936 A * 8/1999 Furukawa F28D 15/0233
165/104.33
- D426,195 S * 6/2000 Kuo D13/179

(Continued)

Primary Examiner — W. A. Teddy Falloway
(74) *Attorney, Agent, or Firm* — Roach, Brown,
McCarthy & Gruber, P.C.; Kevin D. McCarthy


(57) **CLAIM**

The ornamental design for a sculpture, as shown and described.

DESCRIPTION

FIG. 1 is a front view of a sculpture;
FIG. 2 is a rear view of FIG. 1;
FIG. 3 is a right side view of FIG. 1;
FIG. 4 is a left side view of FIG. 1;
FIG. 5 is a top view of FIG. 1;
FIG. 6 is a bottom view of FIG. 1; and,
FIG. 7 is an isometric view of the right side view and top view of FIG. 1.

1 Claim, 7 Drawing Sheets






FIG. 1




FIG. 2




FIG. 3




FIG. 4

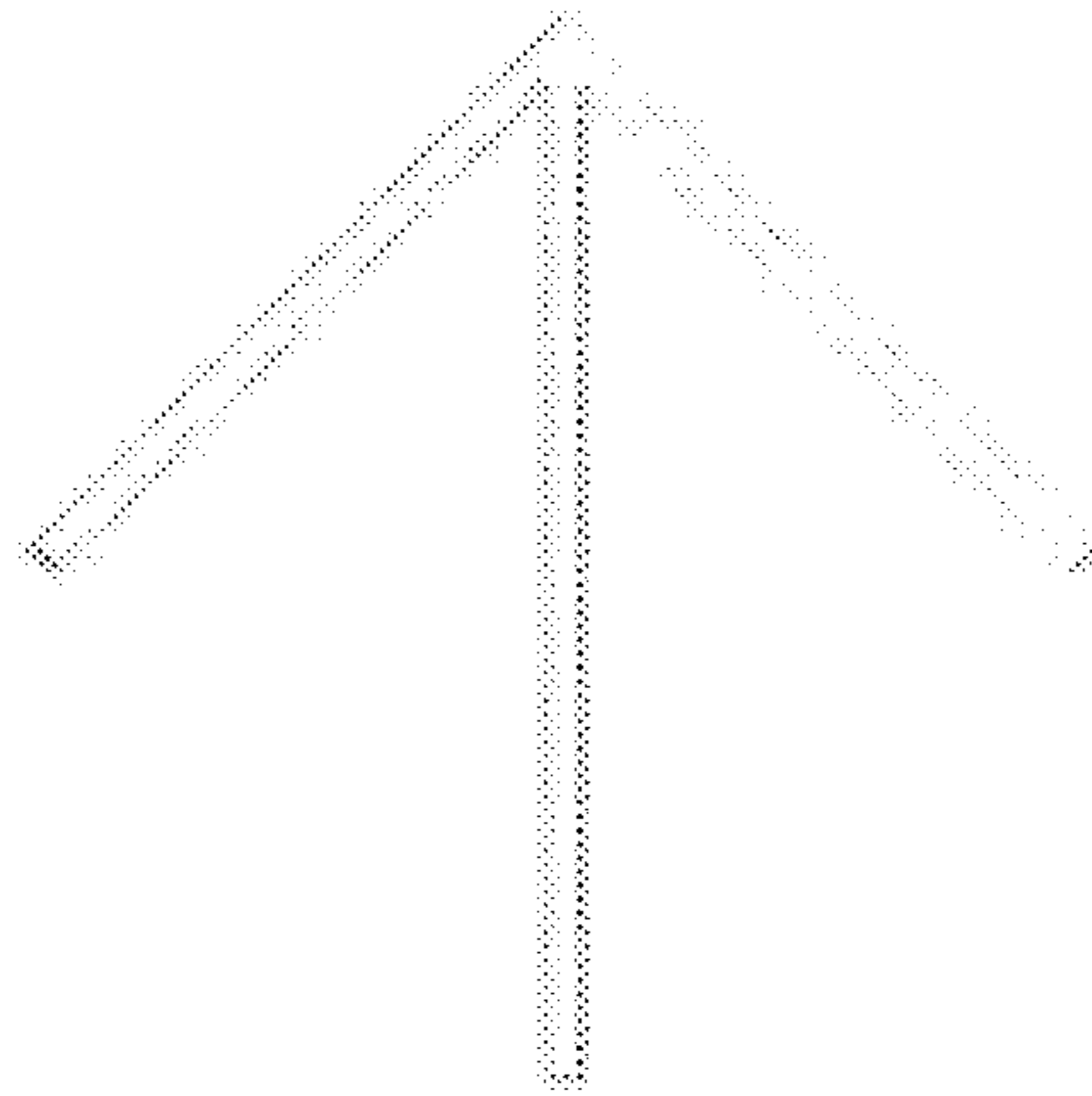


FIG. 5

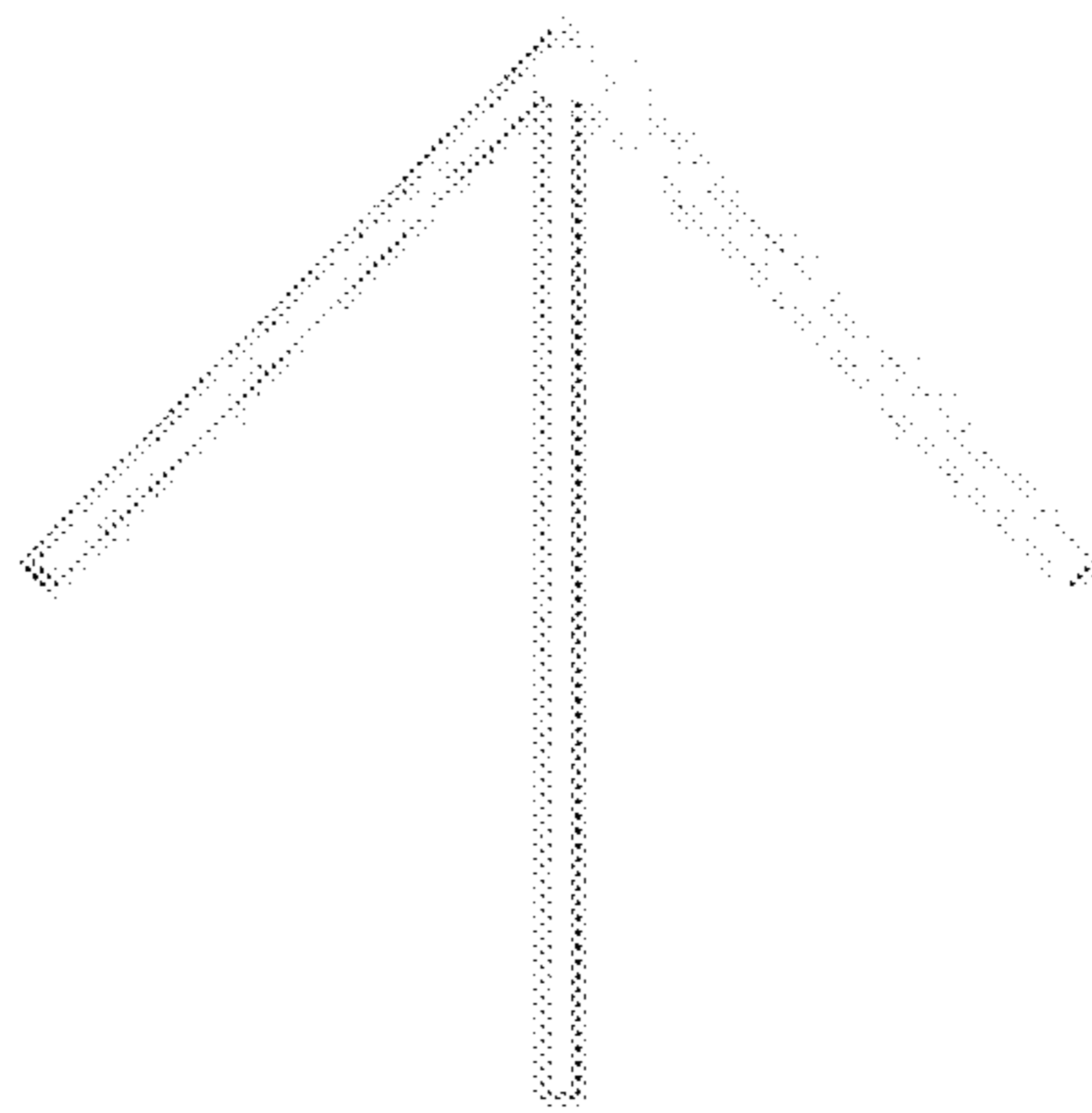


FIG. 6




FIG. 7