



US00D888600S

(12) **United States Design Patent**
Weinroth

(10) **Patent No.:** **US D888,600 S**
(45) **Date of Patent:** **** Jun. 30, 2020**

(54) **SCULPTURE**

(71) Applicant: **Netta Weinroth**, D.N. Ashkelon (IL)

(72) Inventor: **Netta Weinroth**, D.N. Ashkelon (IL)

(**) Term: **15 Years**

(21) Appl. No.: **29/649,287**

(22) Filed: **May 29, 2018**

(30) **Foreign Application Priority Data**

Nov. 30, 2017 (IL) 61298

(51) **LOC (12) Cl.** **11-02**

(52) **U.S. Cl.**
USPC **D11/131; D11/157**

(58) **Field of Classification Search**
USPC D11/131, 132, 140, 142, 157, 164, 184;
D6/512, 514, 552; D13/179
See application file for complete search history.

(56) **References Cited**

U.S. PATENT DOCUMENTS

- 1,316,015 A * 9/1919 Bristow et al. B42F 17/08
211/11
- 2,936,409 A * 5/1960 Power H01L 23/467
257/722
- 3,280,907 A * 10/1966 Hoffman H01L 23/4093
165/185
- 3,391,796 A * 7/1968 Cross G09F 15/0087
211/169
- D219,342 S * 12/1970 Koltuniak et al. D13/179
- 3,566,958 A * 3/1971 Zelina H01L 23/051
165/80.3
- D225,553 S * 12/1972 Moore D15/29
- 4,187,711 A * 2/1980 Lavochkin B21C 23/14
72/256
- D257,680 S * 12/1980 Bell D11/142

- D267,005 S * 11/1982 Dennis D13/179
- D304,397 S * 11/1989 Wright D6/679
- D308,228 S * 5/1990 Gecchelin D19/75
- D313,399 S * 1/1991 Earl D13/179
- D326,379 S * 5/1992 Gilbey D6/683
- D332,361 S * 1/1993 Lewis D6/691
- 5,180,058 A * 1/1993 Hu G11B 33/0466
206/308.1
- D338,449 S * 8/1993 Sahyoun D13/179
- D340,942 S * 11/1993 Smith D15/29
- D369,620 S * 5/1996 Boutsakis D19/86
- D393,379 S * 4/1998 Alber D6/679
- 5,937,936 A * 8/1999 Furukawa F28D 15/0233
165/104.33
- D426,195 S * 6/2000 Kuo D13/179
- D426,814 S * 6/2000 Lee D13/179
- 6,138,489 A * 10/2000 Eriksson B21D 53/02
29/890.03
- D458,232 S * 6/2002 Lee D13/179
- D538,507 S * 3/2007 Tansey D1/125
- D586,077 S * 2/2009 Shulman D1/125

(Continued)

Primary Examiner — W. A. Teddy Falloway
(74) *Attorney, Agent, or Firm* — Roach, Brown,
McCarthy & Gruber, P.C.; Kevin D. McCarthy


(57) **CLAIM**

The ornamental design for a sculpture, as shown and described.

DESCRIPTION

FIG. 1 is a front view of a sculpture;
FIG. 2 is a rear view of FIG. 1;
FIG. 3 is a right side view of FIG. 1;
FIG. 4 is a left side view of FIG. 1;
FIG. 5 is a top view of FIG. 1;
FIG. 6 is a bottom view of FIG. 1; and,
FIG. 7 is an isometric view of the right side view and top view of FIG. 1.

1 Claim, 7 Drawing Sheets



(56)

References Cited

U.S. PATENT DOCUMENTS

D609,941 S * 2/2010 Schmid D6/683.1
D611,120 S * 3/2010 Brockdorff D23/207
D616,382 S * 5/2010 Lin D13/179
D617,749 S * 6/2010 Huang D13/179
D618,629 S * 6/2010 Blumenfeld D13/179
D620,459 S * 7/2010 Huang D13/179
D642,217 S * 7/2011 Von Der Lancken D19/91
D687,101 S * 7/2013 Sternberg D19/69
9,062,873 B2 * 6/2015 Auyeung G09F 9/33
D743,241 S * 11/2015 Nieves, Sr. D8/354
D804,743 S * 12/2017 Park D30/160
D810,034 S * 2/2018 Mira D13/179
D842,822 S * 3/2019 Mira D13/179
D862,635 S * 10/2019 Madden D22/120
2008/0149305 A1 * 6/2008 Chen F21K 9/00
165/80.3
2010/0200206 A1 * 8/2010 Mandrone H01L 23/4093
165/185
2010/0258269 A1 * 10/2010 Yang B21D 53/04
165/67
2014/0153248 A1 * 6/2014 Yeh F21V 29/713
362/294
2017/0194751 A1 * 7/2017 Little H05K 7/20445
2018/0077817 A1 * 3/2018 Tang-Kong H01L 23/367
2018/0336875 A1 * 11/2018 Patterson F21S 2/00

* cited by examiner




FIG. 1




FIG. 2

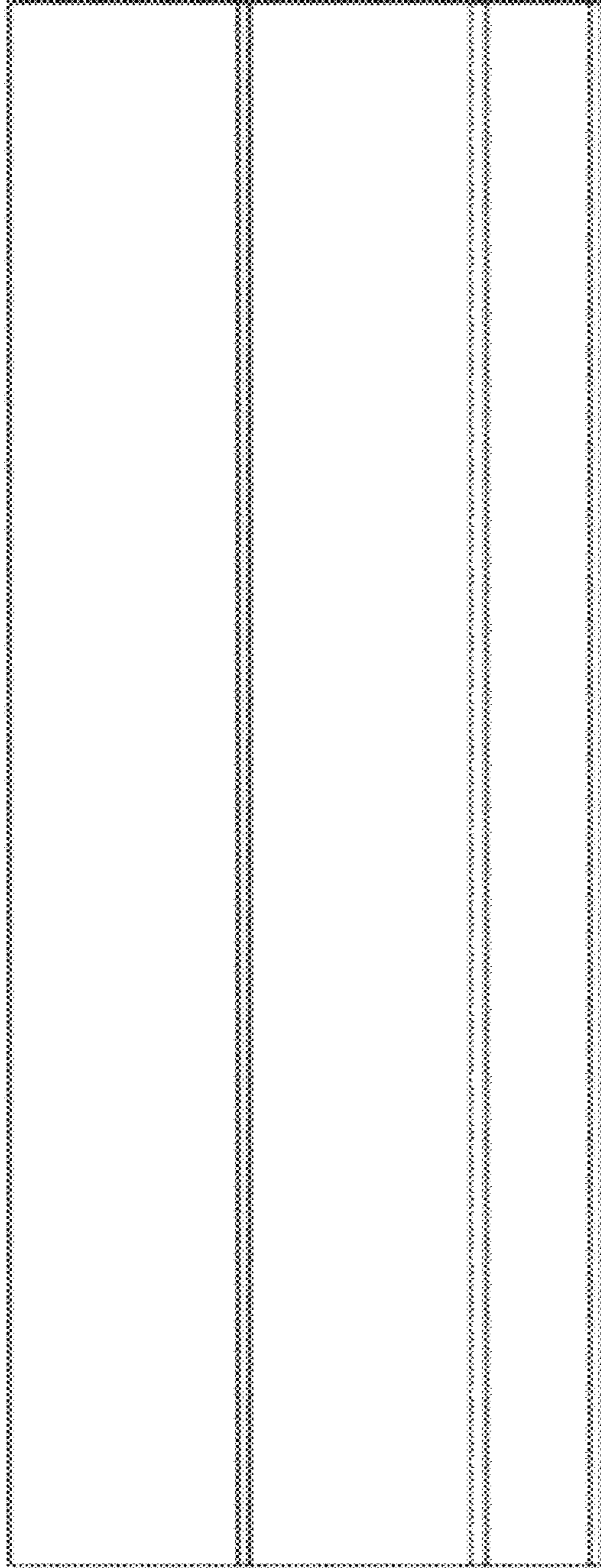


FIG. 3

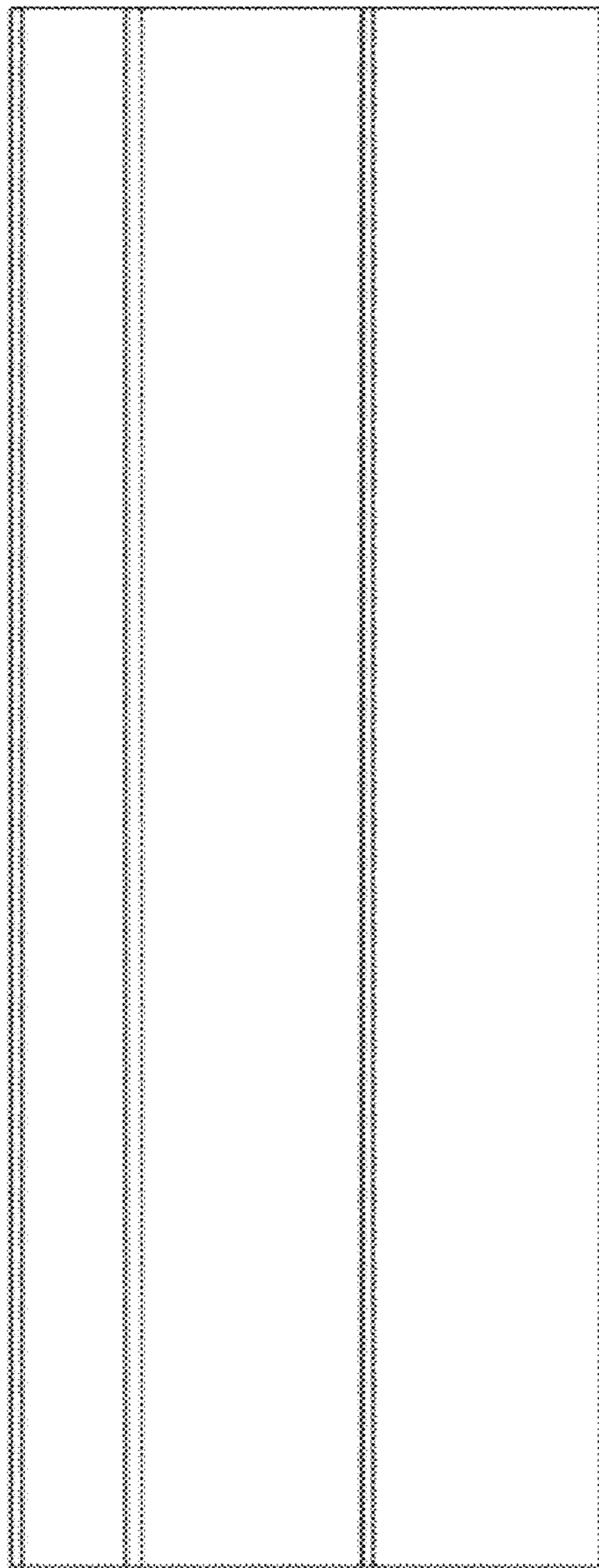


FIG. 4




FIG. 5

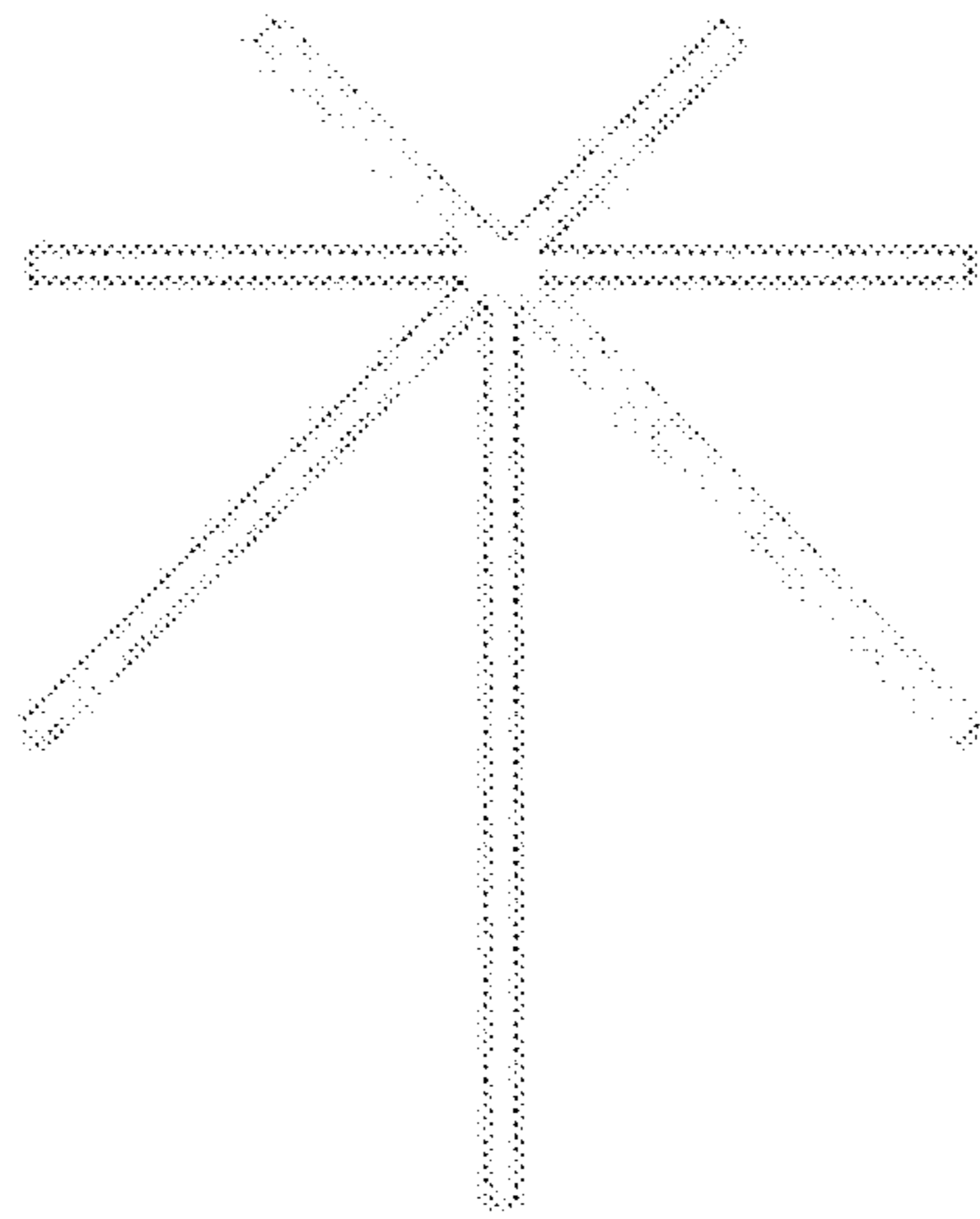


FIG. 6

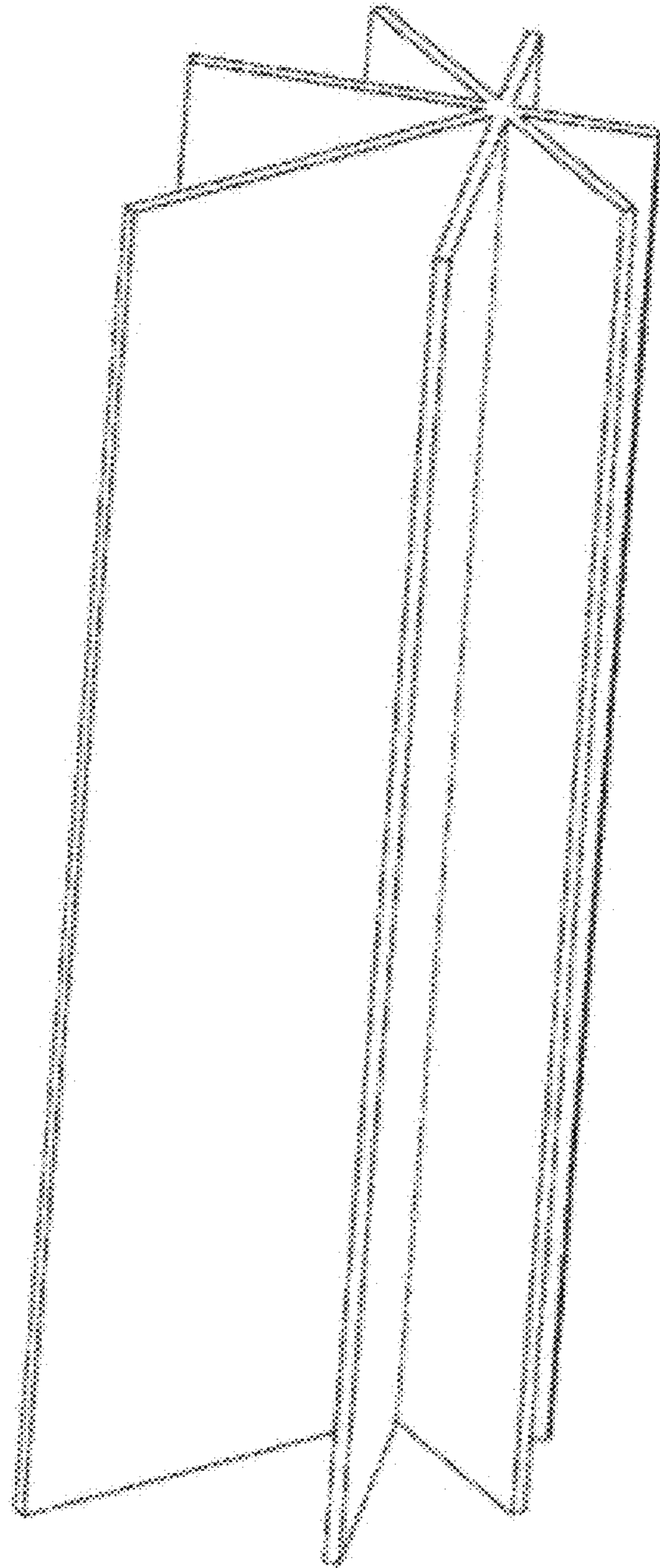


FIG. 7