



US00D888585S

(12) **United States Design Patent** (10) **Patent No.:** **US D888,585 S**
Logue (45) **Date of Patent:** **** Jun. 30, 2020**

(54) **MEASURING CUP**

CPC A47G 21/00; A47G 21/02; A47G 21/023;
A47G 21/04; A47J 43/28; A47J 43/281;
A47J 43/288; A47J 43/1087; G01F
19/00-007

(71) Applicant: **LOGUE AND CO. PTY LTD., AS
TRUSTEE FOR A.T. & L.M.
LOGUE FAMILY TRUST**, Yowie
Bay, NSW (AU)

See application file for complete search history.

(72) Inventor: **Anthony Thomas Logue**, Yowie Bay
(AU)

(56) **References Cited**

U.S. PATENT DOCUMENTS

(73) Assignee: **LOGUE AND CO. PTY LTD. AS
TRUSTEE FOR A.T. & L.M.
LOGUE FAMILY TRUST**, Yowie
Bay, NSW (AU)

202,268 A 4/1878 Keller
397,885 A * 2/1889 Abbe A47G 21/04
30/327

(Continued)

Primary Examiner — Brett Miller

(**) Term: **15 Years**

(74) *Attorney, Agent, or Firm* — Sughrue Mion, PLLC

(21) Appl. No.: **29/625,557**

(57) **CLAIM**

(22) Filed: **Nov. 10, 2017**

The ornamental design for a measuring cup, as shown and described.

DESCRIPTION

Related U.S. Application Data

(62) Division of application No. 29/564,458, filed on May
13, 2016, now Pat. No. Des. 843,855.

FIG. 1 is a front perspective view of a first exemplary
embodiment of my design;
FIG. 2 is a front view thereof
FIG. 3 is rear view thereof;
FIG. 4 is right side view thereof;
FIG. 5 is left side view thereof;
FIG. 6 is top view thereof;
FIG. 7 is bottom view thereof;
FIG. 8 is a front perspective view of a second exemplary
embodiment of my design;
FIG. 9 is a front view thereof
FIG. 10 is rear view thereof;
FIG. 11 is right side view thereof;
FIG. 12 is left side view thereof;
FIG. 13 is top view thereof; and,
FIG. 14 is bottom view thereof.

(30) **Foreign Application Priority Data**

Nov. 15, 2015 (AU) 16128/2015
Nov. 15, 2015 (AU) 16129/2015
Nov. 15, 2015 (AU) 16130/2015
Nov. 15, 2015 (AU) 16131/2015
Nov. 15, 2015 (AU) 16132/2015

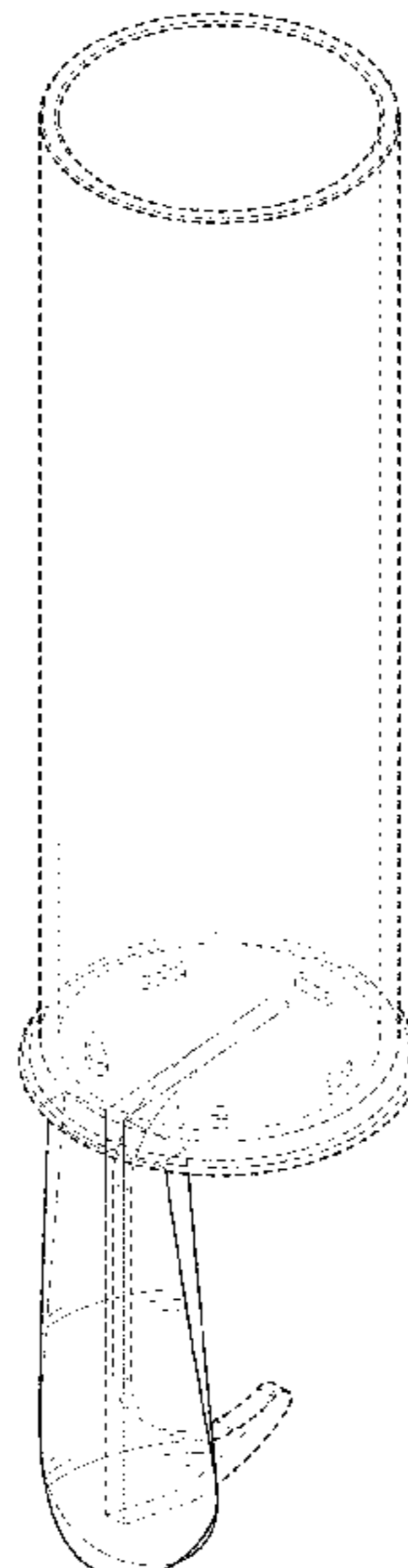
The broken lines shown in the drawings represent portions
of the measuring cup which form no part of the claimed
design.

(51) **LOC (12) Cl.** **10-04**

(52) **U.S. Cl.**
USPC **D10/46.2**

(58) **Field of Classification Search**
USPC D8/107, 308; D7/393, 401.2, 653, 395,
D7/642, 664, 649, 643, 688-692, 695;
D9/455; D10/46.2, 46.3; D4/138;
D28/48

1 Claim, 8 Drawing Sheets



(56)

References Cited

U.S. PATENT DOCUMENTS

433,276 A *	7/1890	Decker	A47G 21/04	D326,816 S	6/1992	Abrams	
				30/327	D332,577 S	1/1993	Peterson	
512,162 A *	1/1894	Cuddy	A47G 21/02	5,330,081 A	7/1994	Davenport	
				7/112	5,337,879 A	8/1994	Fischer	
535,125 A	3/1895	Vincent			D366,840 S	2/1996	Schagerstrom et al.	
1,406,135 A *	2/1922	Abrell	A47G 21/04	D402,168 S *	12/1998	Joergensen D7/691
				30/327	D419,090 S	1/2000	Folos et al.	
1,419,580 A	6/1922	Molinari			D499,023 S	11/2004	Amos et al.	
RE15,680 E *	8/1923	Small	A47G 21/023	D525,549 S	7/2006	Crewz	
				30/129	D612,237 S	3/2010	Richey	
1,648,512 A	11/1927	Stock			D686,076 S	7/2013	Traxler	
2,133,318 A	10/1938	Arato et al.			D703,564 S	4/2014	Steffahn	
2,274,219 A *	2/1942	Seller	A47G 21/145	D720,241 S	12/2014	Logue	
				24/3.9	D723,342 S *	3/2015	Donovan D7/401.2
2,317,046 A	4/1943	Fleming			D723,869 S *	3/2015	Joseph D7/401.2
2,678,142 A	5/1954	Creed			D730,730 S	6/2015	Haley et al.	
3,045,723 A	7/1962	Gainor			D741,645 S	10/2015	Lau	
3,059,252 A *	10/1962	Comeau	A47J 43/281	D747,935 S *	1/2016	Schock D7/642
				30/147	D777,031 S	1/2017	Katopis	
D197,025 S	12/1963	Marcus			D781,645 S	3/2017	Lau	
4,105,142 A	8/1978	Morris, Jr.			D839,691 S *	2/2019	Fleming D7/688
D252,371 S	7/1979	Folli			2003/0110644 A1 *	6/2003	Miller A47G 21/02
D276,555 S	11/1984	Noble						30/322
D311,321 S *	10/1990	Jans	D8/308	2004/0140315 A1	7/2004	Reinoso	
					2005/0173467 A1 *	8/2005	Pickering, Jr. G01F 19/002
								222/460
					2015/0284150 A1	10/2015	Doubles et al.	

* cited by examiner




FIG. 1




FIG. 2




FIG. 3




FIG. 4




FIG. 5

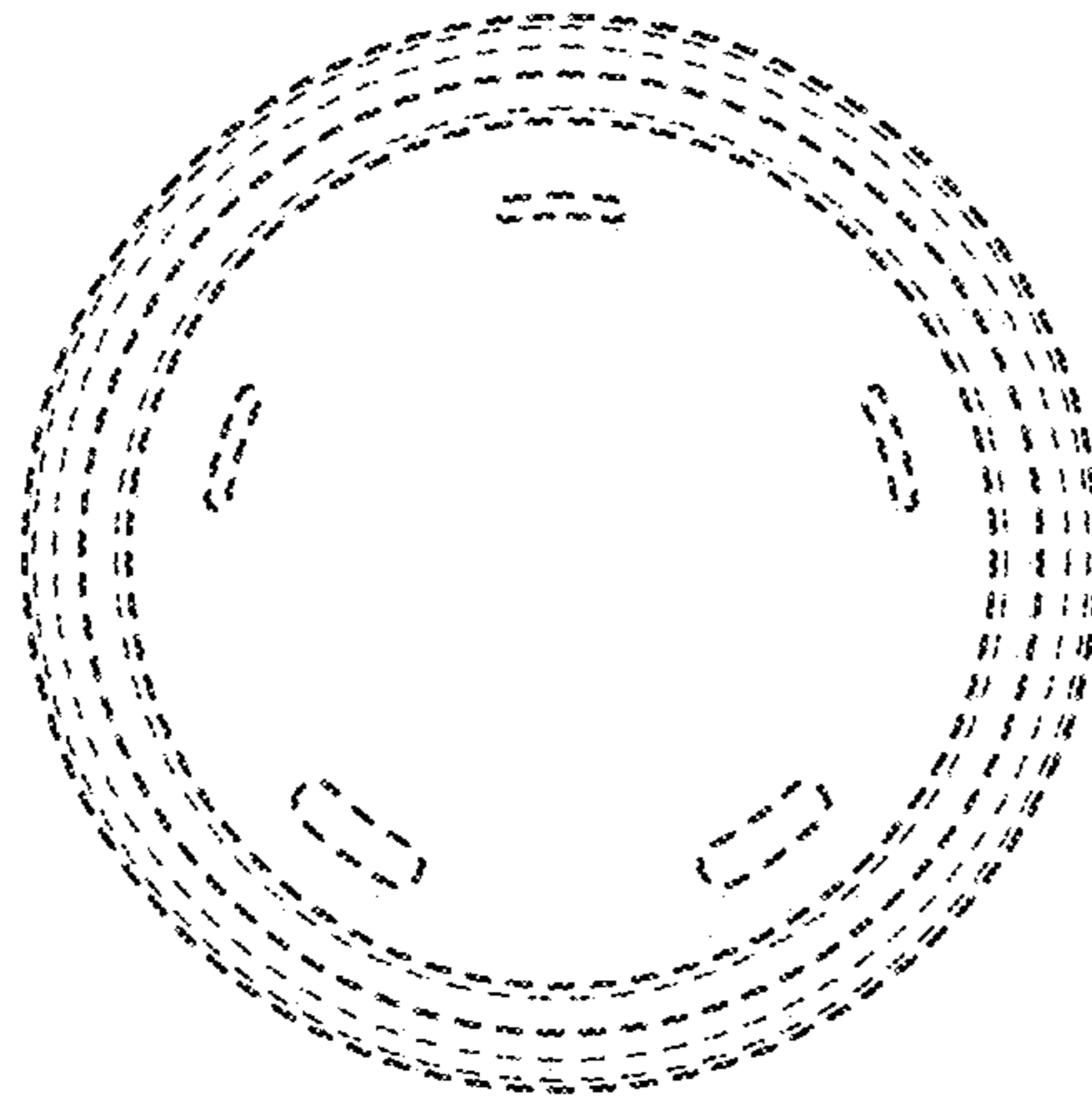


FIG. 6

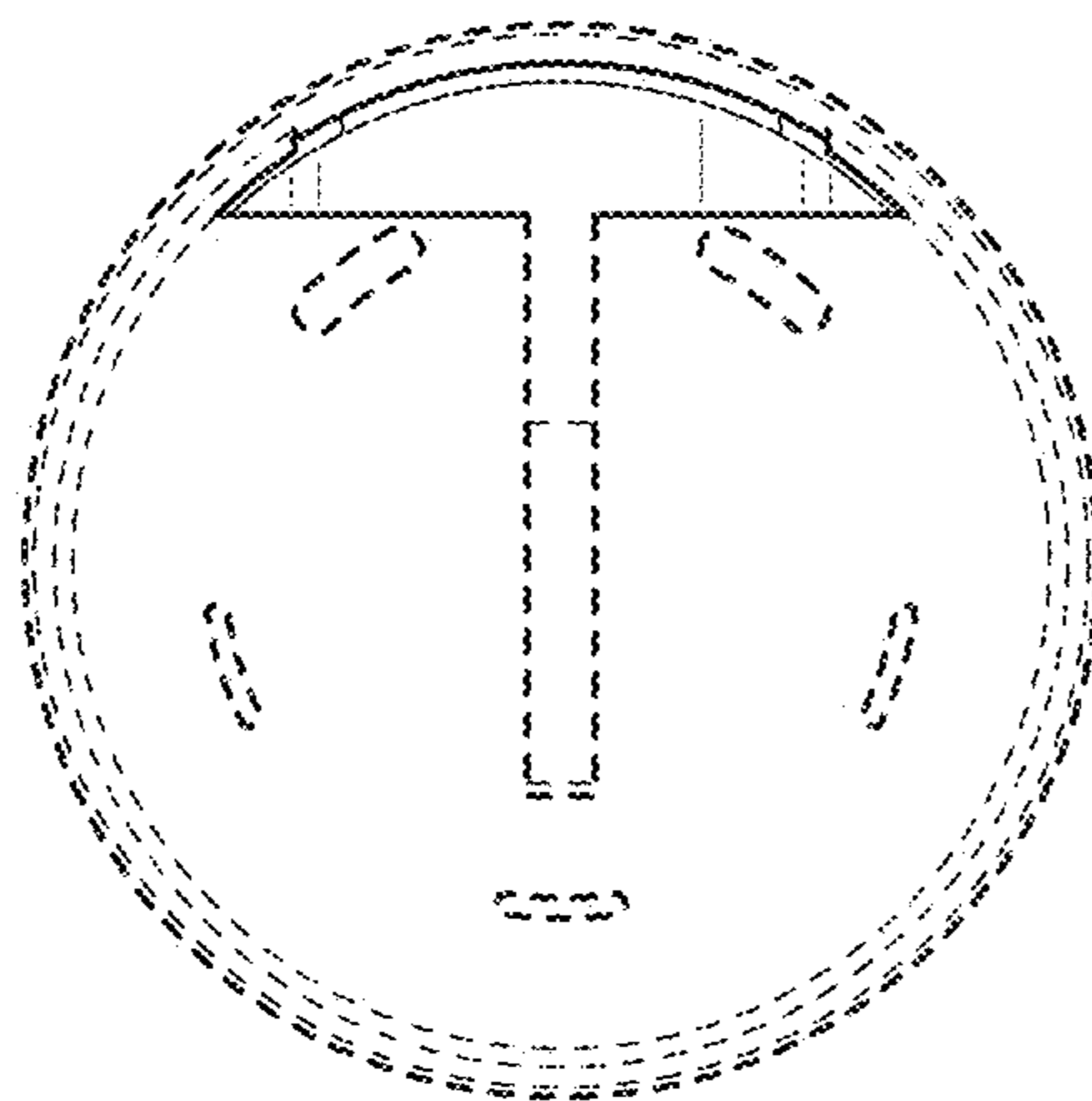


FIG. 7

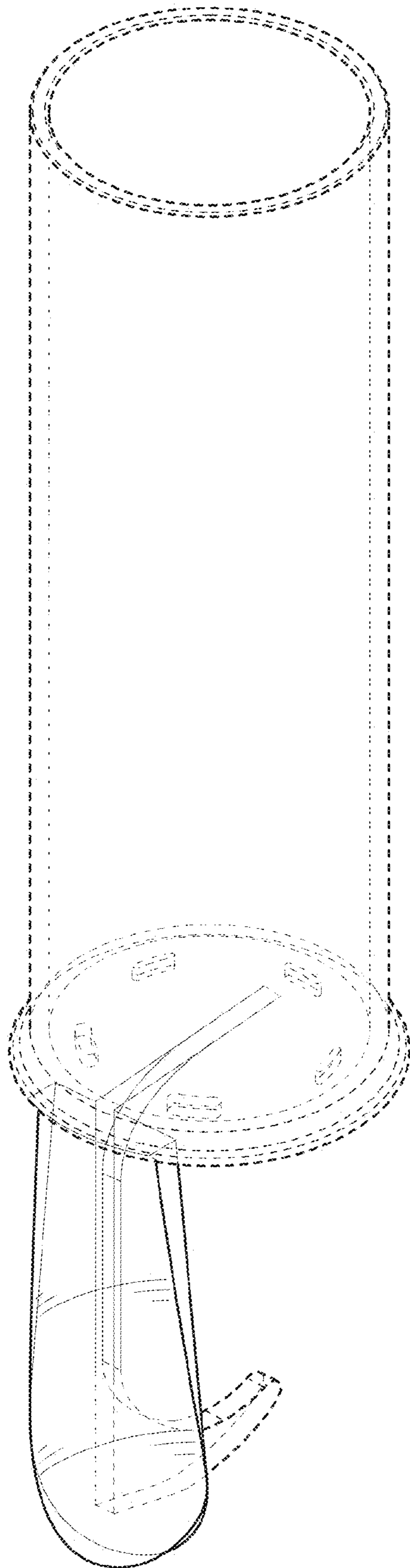


FIG. 8




FIG. 9




FIG. 10




FIG. 11




FIG. 12

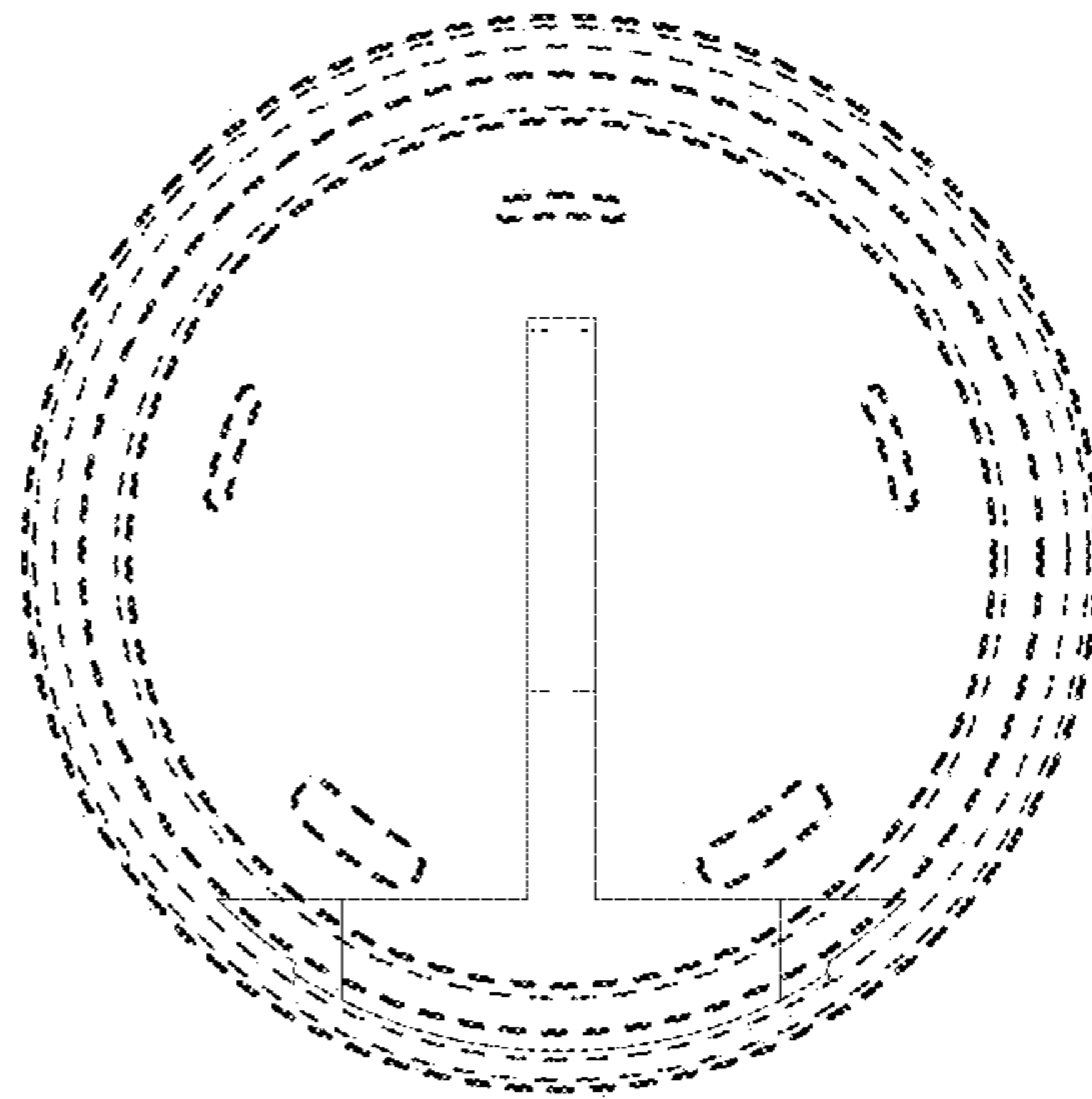


FIG. 13

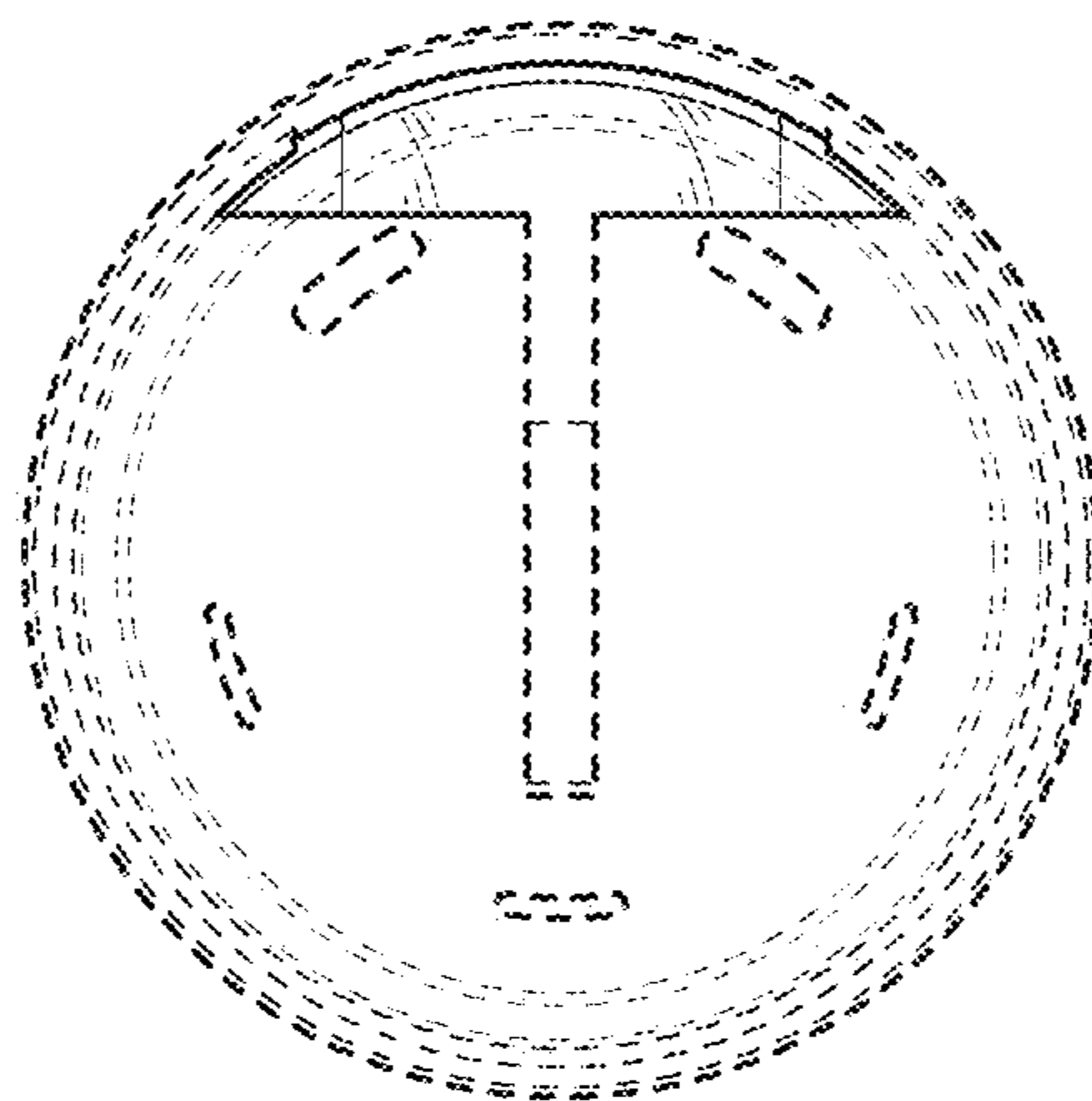


FIG. 14