



US00D888574S

(12) **United States Design Patent**  
**Goserud**

(10) **Patent No.:** **US D888,574 S**  
(45) **Date of Patent:** **\*\* Jun. 30, 2020**

(54) **STACKED GOLF BALLS AND GOLF TEES SECURED BY TRANSPARENT FILM TO A FLAT BASE**

(71) Applicant: **J. Thomas Goserud**, Landisville, PA (US)

(72) Inventor: **J. Thomas Goserud**, Landisville, PA (US)

(\*\*) Term: **15 Years**

(21) Appl. No.: **29/721,167**

(22) Filed: **Jan. 17, 2020**

**Related U.S. Application Data**

(63) Continuation-in-part of application No. 29/675,083, filed on Dec. 28, 2018.

(51) **LOC (12) Cl.** ..... **09-01**

(52) **U.S. Cl.**  
USPC ..... **D9/715**

(58) **Field of Classification Search**  
USPC ..... D9/702, 704, 713, 715, 720, 722;  
D3/257

CPC ..... B65D 77/24; B65D 75/68; B65D 51/28;  
B65D 75/66; B65D 2543/00296; B65D  
5/4204; B65D 75/38; B65D 75/58; B65D  
85/60; B65D 85/36; B65D 75/28; B65D  
85/816; B65D 75/5827; B65D 75/5844;  
B65D 75/26; B65D 75/5833; B65D  
85/72; B65D 81/24; B65D 75/14; B65D  
77/02; B65D 2571/0066; B65D 75/522

See application file for complete search history.

(56) **References Cited**

**U.S. PATENT DOCUMENTS**

3,047,140 A \* 7/1962 Robins ..... A63B 47/00  
206/315.9  
D194,243 S \* 12/1962 Robins ..... D9/715

4,082,209 A \* 4/1978 Sanders ..... A63B 47/002  
211/15  
4,106,678 A \* 8/1978 Thomas ..... A63B 47/001  
224/269  
5,511,666 A \* 4/1996 Grip ..... B65D 59/04  
206/315.9  
5,772,090 A \* 6/1998 Rodriguez ..... A63B 47/00  
224/251  
6,021,896 A \* 2/2000 Marshall ..... B65D 21/0205  
206/315.9  
6,029,850 A \* 2/2000 Pate ..... A63B 47/00  
221/64  
D456,245 S \* 4/2002 Ferris ..... D9/503  
D536,990 S \* 2/2007 Admire ..... D9/519  
D621,456 S \* 8/2010 Cathro ..... D21/718  
2009/0032419 A1 \* 2/2009 Kealy ..... A63B 47/00  
206/315.9

(Continued)

*Primary Examiner* — Lauren R Calve

(74) *Attorney, Agent, or Firm* — Patent Law of Virginia, PLLC; Brian J. Teague

(57) **CLAIM**

I claim the ornamental design for stacked golf balls and golf tees secured by transparent film to a flat base, as shown and described.

**DESCRIPTION**

FIG. 1 is a perspective view of stacked golf balls and golf tees secured by transparent film to a flat base.

FIG. 2 is a left side view thereof.

FIG. 3 is a right side view thereof.

FIG. 4 is a front view thereof.

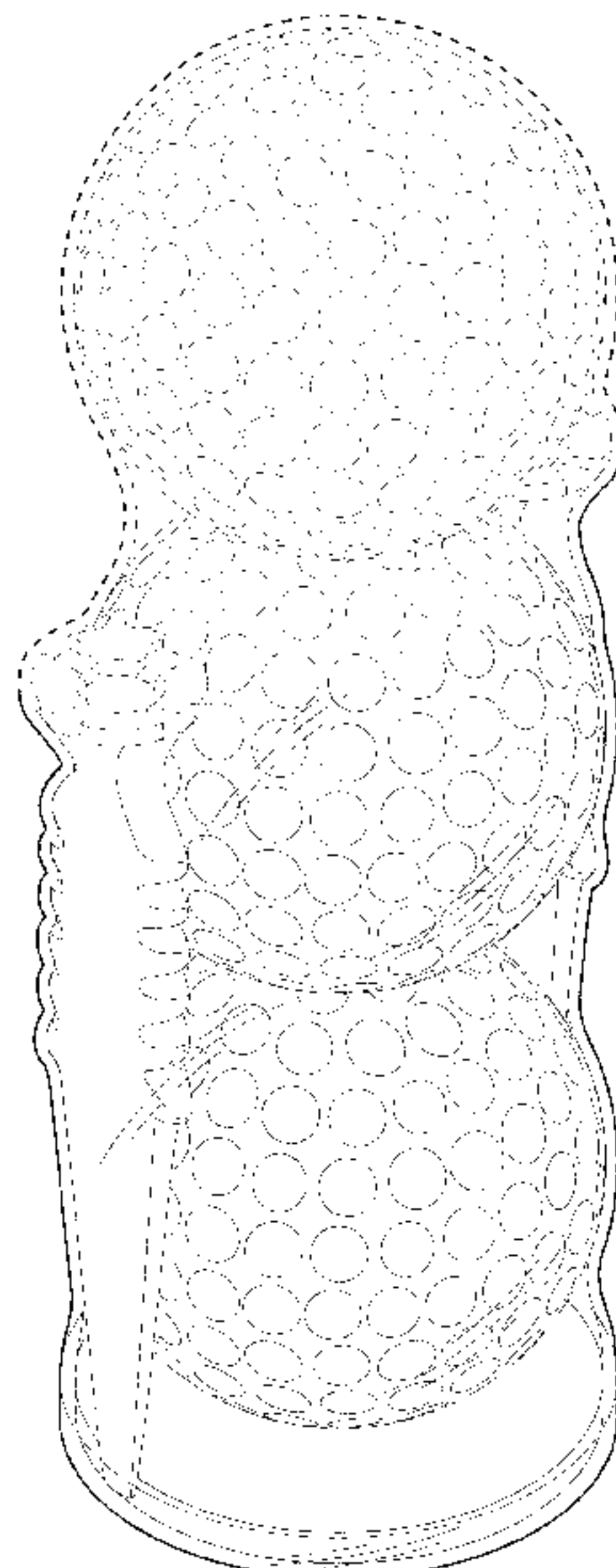
FIG. 5 is a rear view thereof.

FIG. 6 is a top view thereof; and,

FIG. 7 is a bottom view thereof.

In the drawings, the broken lines shown in the figures depict unclaimed subject matter and form no part of the claimed design.

**1 Claim, 7 Drawing Sheets**



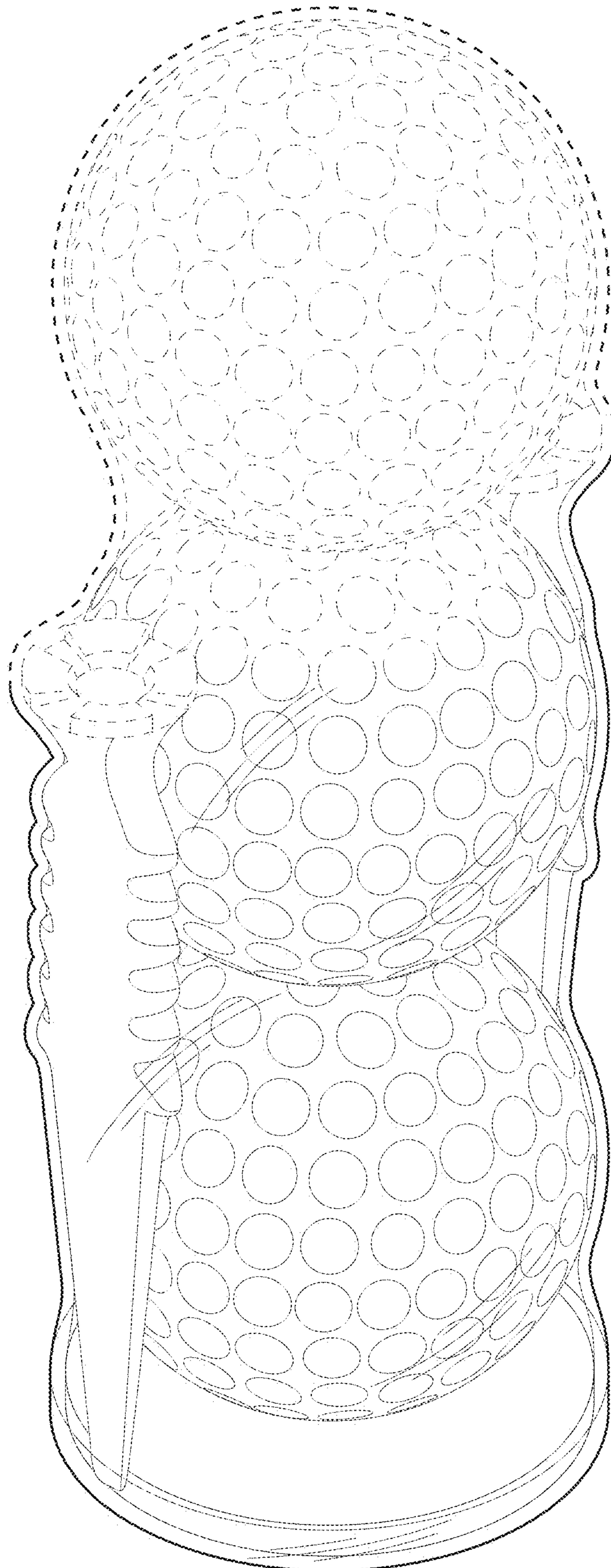
(56)

**References Cited**

U.S. PATENT DOCUMENTS

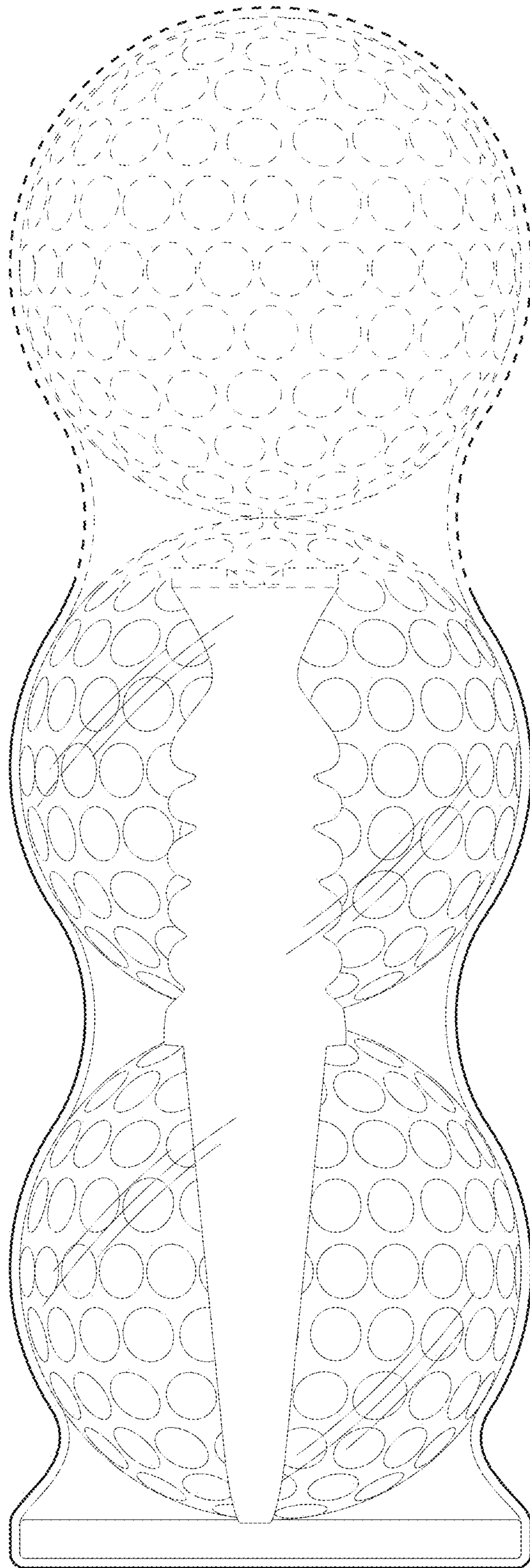
2012/0024731 A1\* 2/2012 Fitchett ..... B65D 5/001  
206/315.9

\* cited by examiner

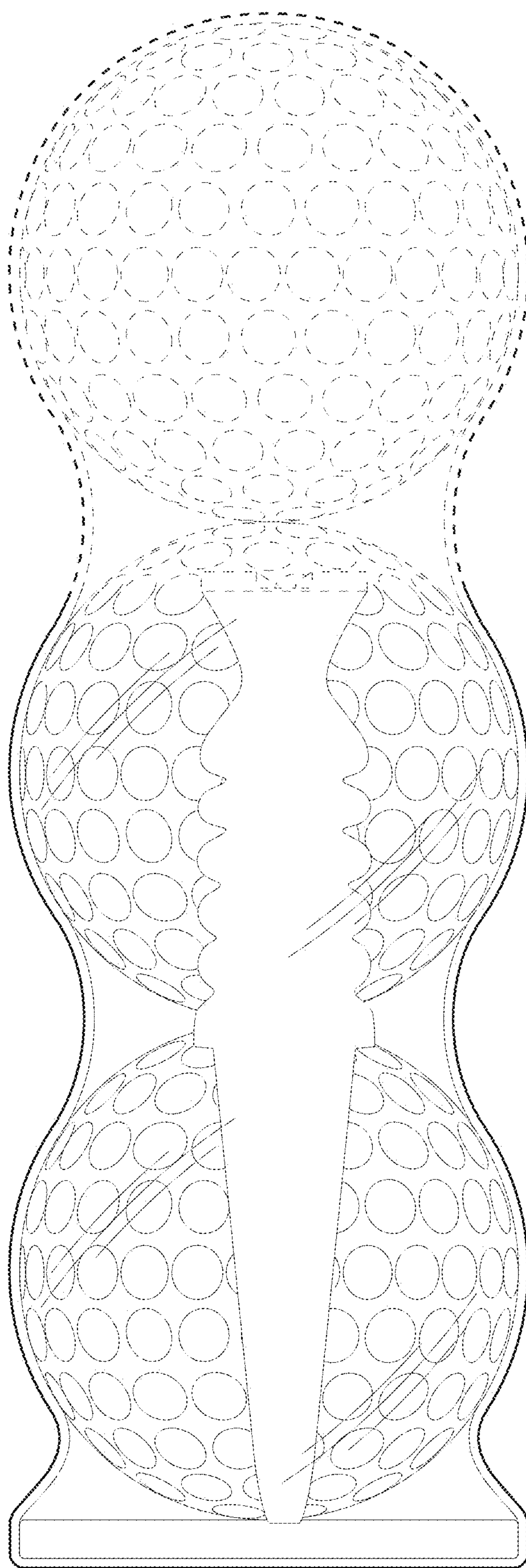


**FIG. 1**

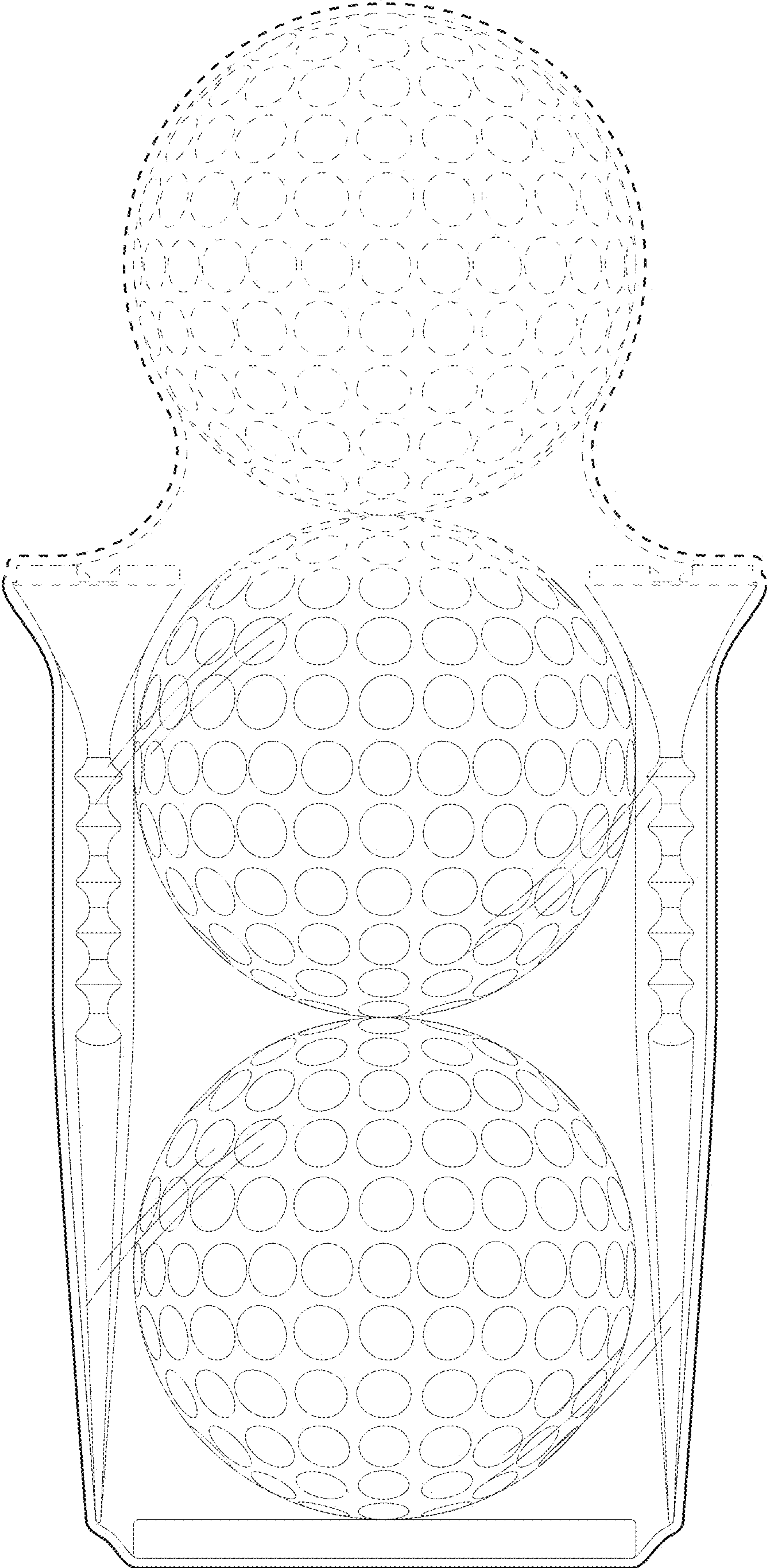




**FIG. 2**

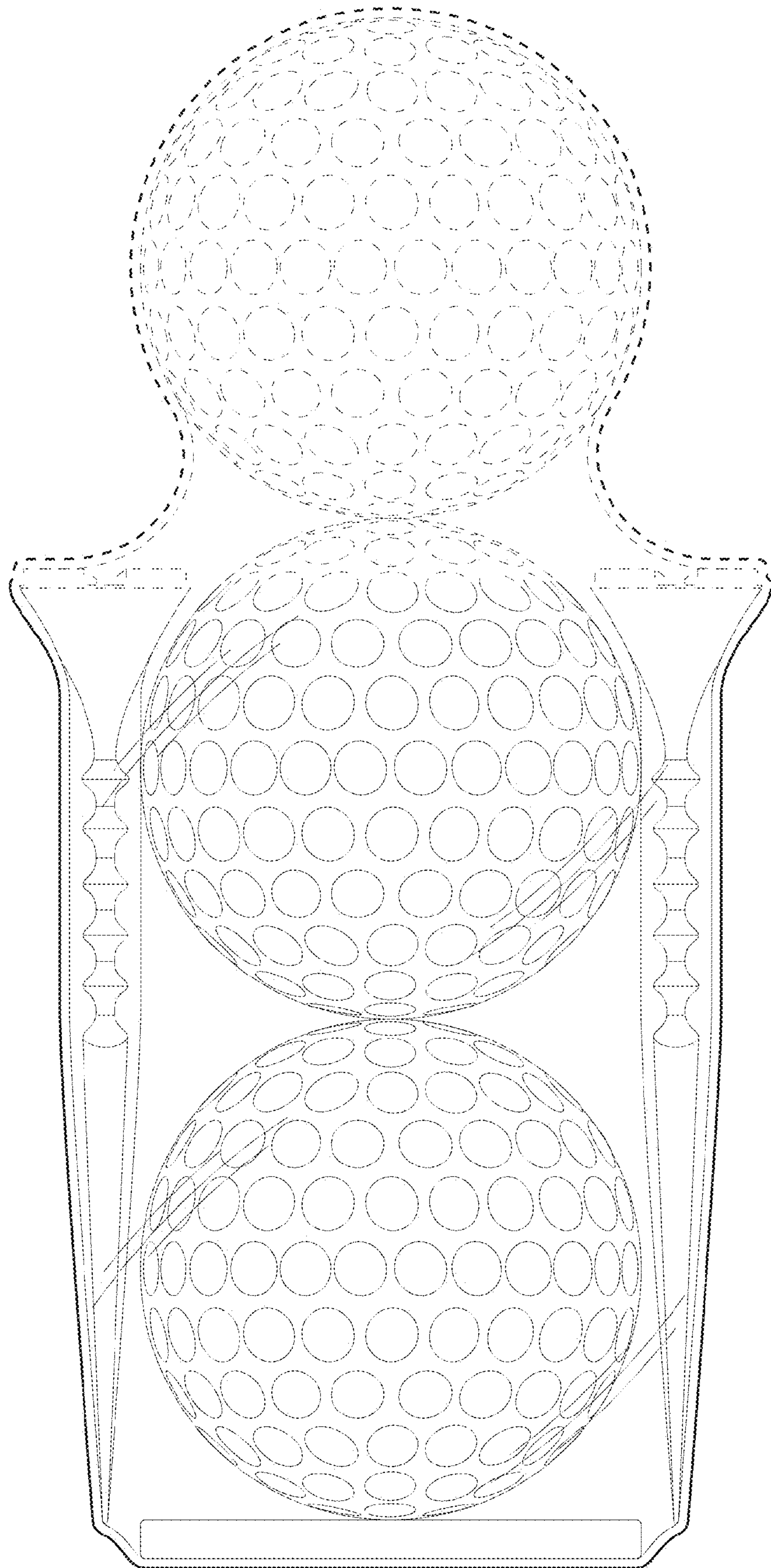


**FIG. 3**

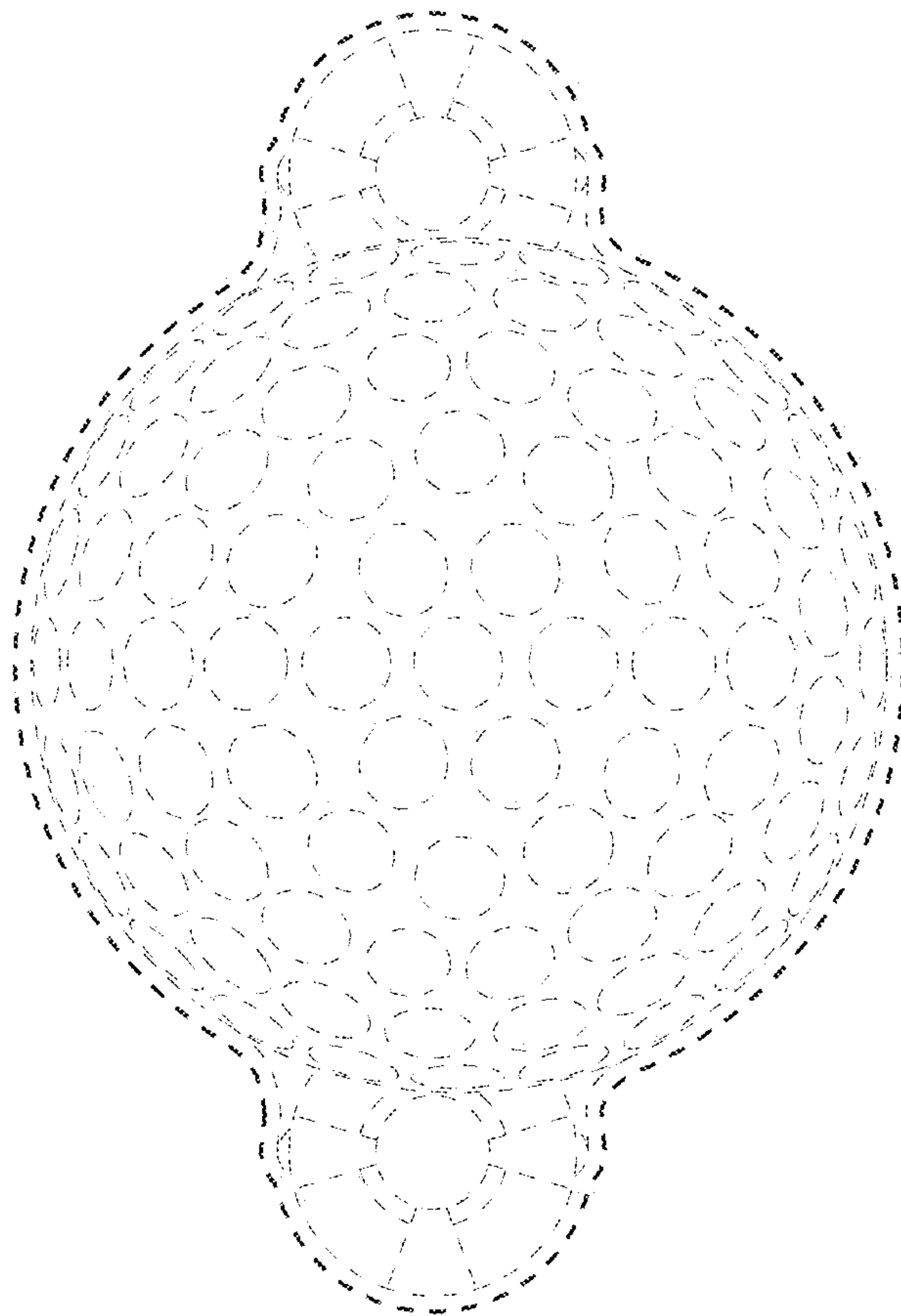


**FIG. 4**



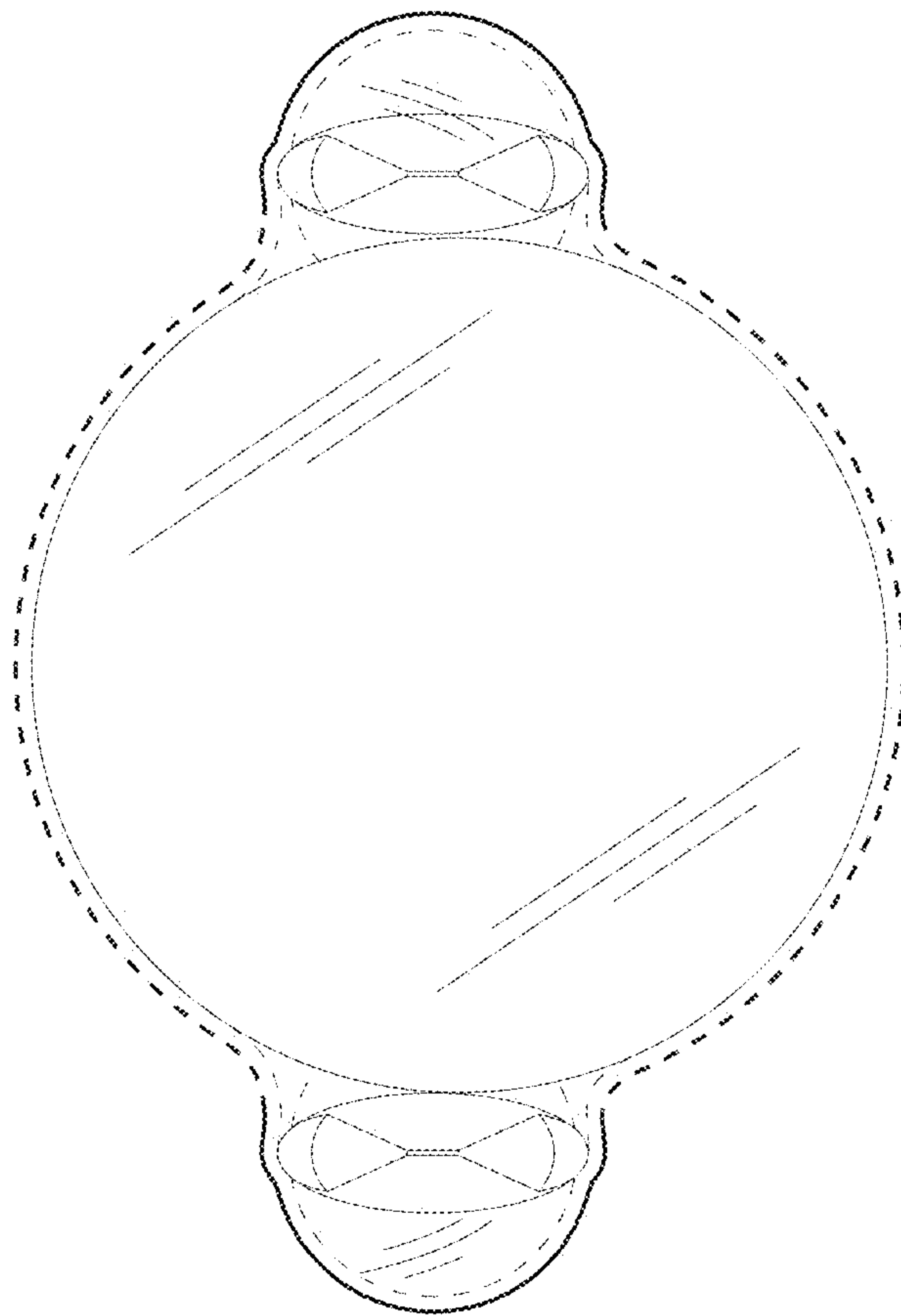


**FIG. 5**



**FIG. 6**





**FIG. 7**