



US00D888572S

(12) **United States Design Patent**
Rubin

(10) **Patent No.:** **US D888,572 S**
(45) **Date of Patent:** **** Jun. 30, 2020**

(54) **POCKET ENVELOPE CONTAINER**
(71) Applicant: **Jared Lee Rubin**, New York, NY (US)
(72) Inventor: **Jared Lee Rubin**, New York, NY (US)
(**) Term: **15 Years**

D587,131 S * 2/2009 Friedland D9/707
D658,060 S * 4/2012 Anderson D20/22
D778,716 S * 2/2017 Takahashi D9/418
D779,878 S * 2/2017 Marneweck D7/504
D839,102 S * 1/2019 Boyd D9/709
D876,240 S * 2/2020 Eijkenaar D9/712

* cited by examiner

(21) Appl. No.: **29/679,956**

Primary Examiner — Abraham Bahta

(22) Filed: **Feb. 12, 2019**

(51) **LOC (12) Cl.** **09-05**

(57) **CLAIM**

(52) **U.S. Cl.**

The ornamental design for a pocket envelope container, as shown and described.

USPC **D9/702**

(58) **Field of Classification Search**

USPC D9/702-714, 443, 447, 499, 516-517,
D9/523-524, 526-528, 530, 719, 572;
222/92, 210, 212, 215; D23/211.1, 212;
220/200, 260, 288, 768, 901; 206/815;
215/200, 217-218, 382-385, 396, 371;
D7/312, 321; 383/61.1, 80-81, 104, 901,
383/8, 109, 111, 122, 127, 207, 94, 107;
428/35.2; 229/87.01-87.09, 87.11-87.19

DESCRIPTION

CPC . B65D 1/00; B65D 1/02; B65D 1/023; B65D
1/32; B65D 11/00; B65D 11/04; B65D
35/08; B65D 35/00; B65D 33/04; B65D
33/24; A61J 1/10; A61J 1/47; A61J 9/001
See application file for complete search history.

FIG. 1 is a perspective view of a pocket envelope container showing my new design;
FIG. 2 is a front elevational view thereof;
FIG. 3 is a rear elevational view thereof;
FIG. 4 is a right side elevational view thereof;
FIG. 5 is a left side elevational view thereof;
FIG. 6 is a top plan view thereof; and,
FIG. 7 is a bottom plan view thereof.

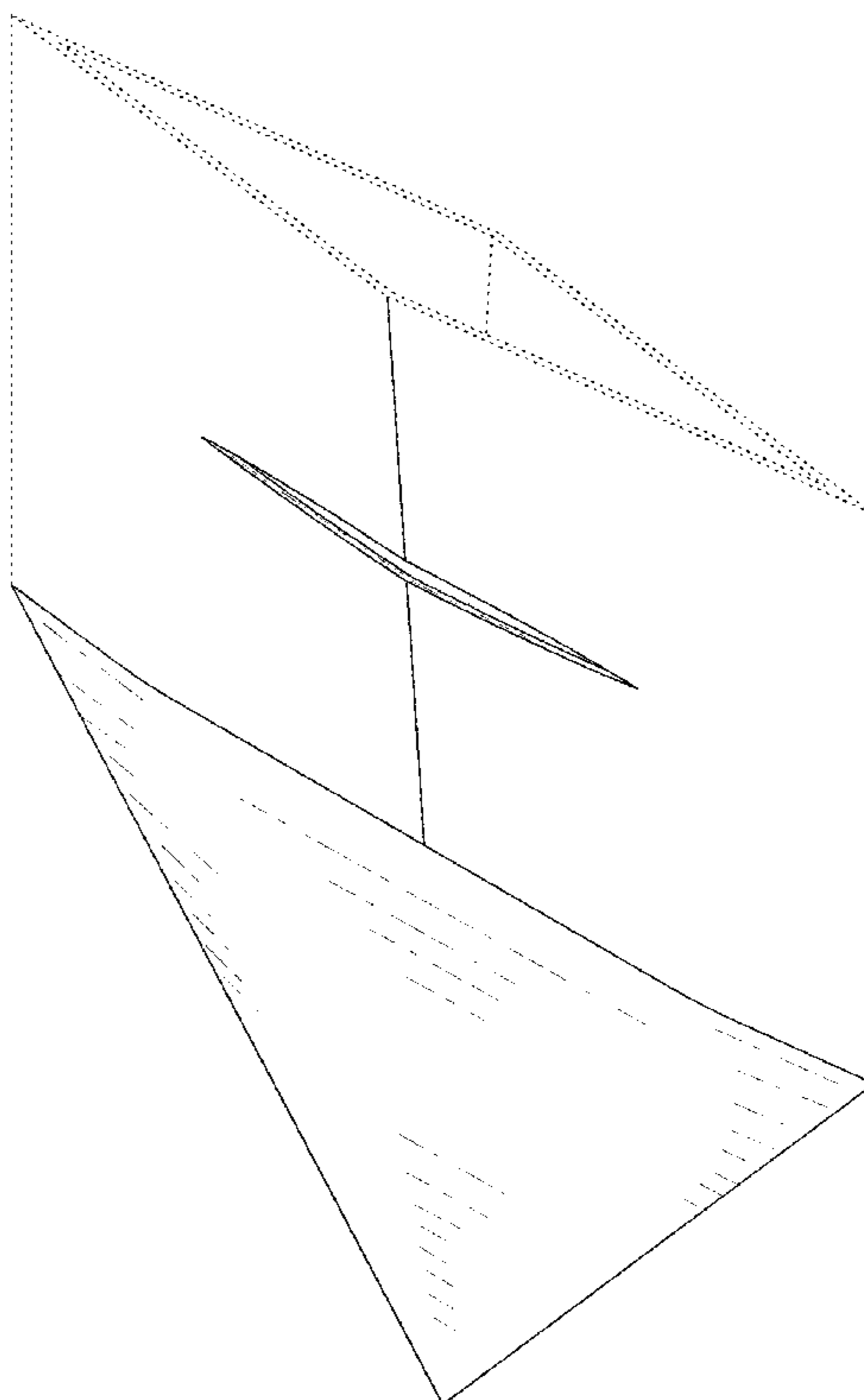
The broken line showing of an upper first sleeve body is included for the purpose of illustrating environmental structure that may employ any sleeve geometry/profile body terminally connected to the top of the trilinear sleeve and forms no part of the claimed design.

(56) **References Cited**

U.S. PATENT DOCUMENTS

D529,377 S * 10/2006 Heiss D9/431
D534,022 S * 12/2006 Sab D6/518

1 Claim, 7 Drawing Sheets



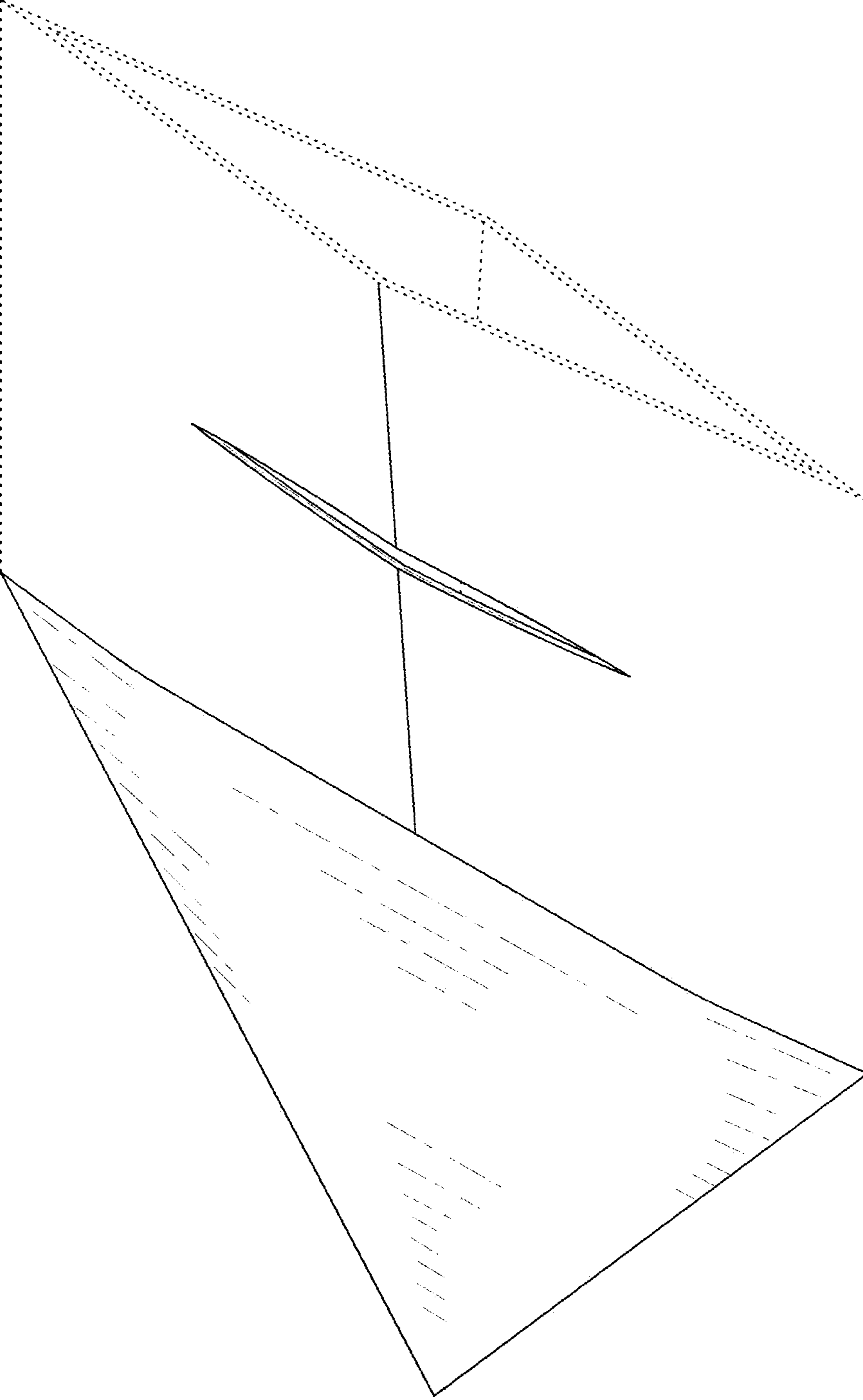


FIG. 1

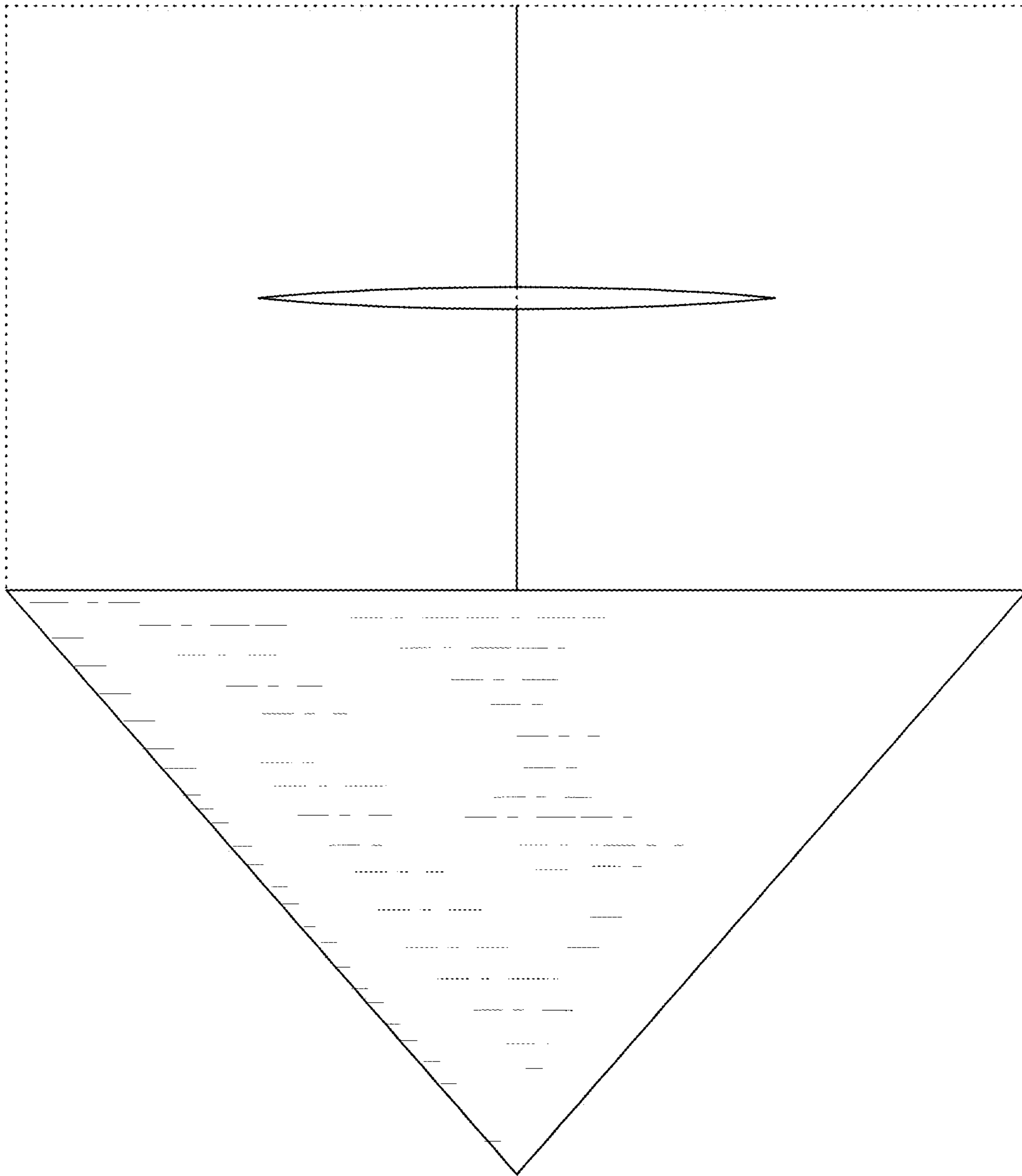


FIG. 2




FIG. 3

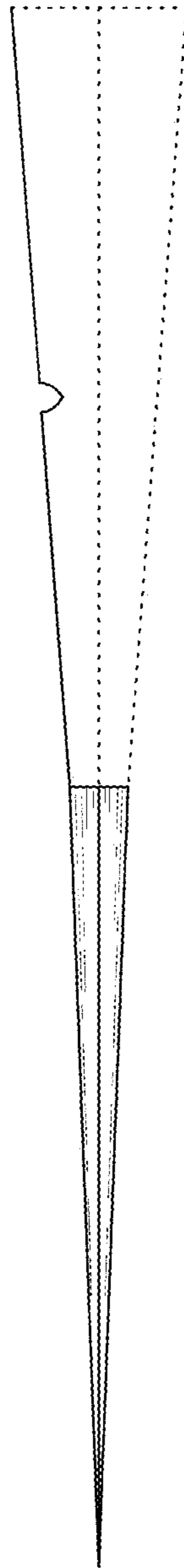


FIG. 4

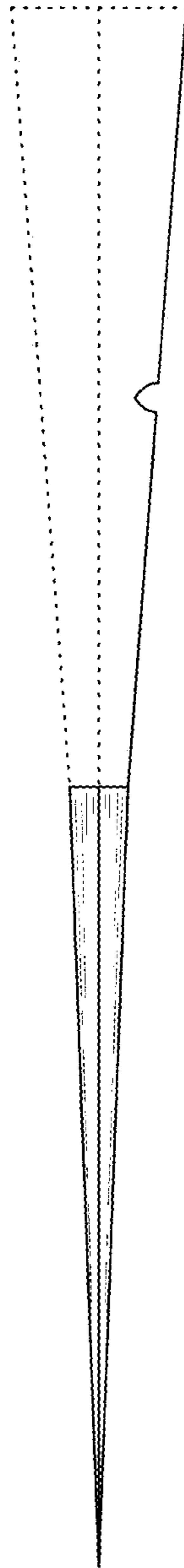


FIG. 5

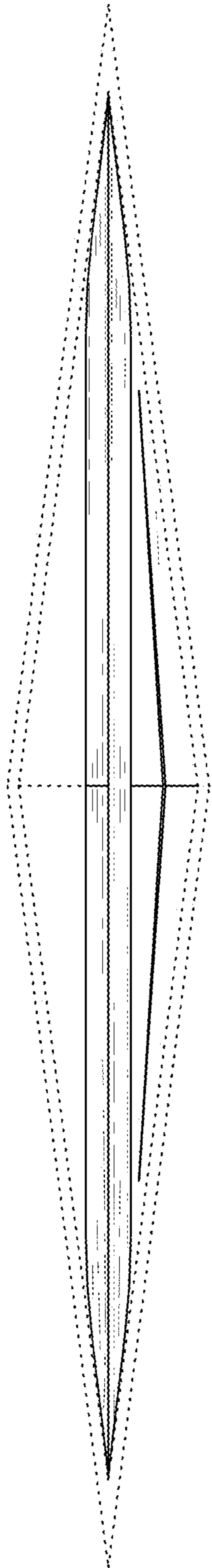


FIG. 6

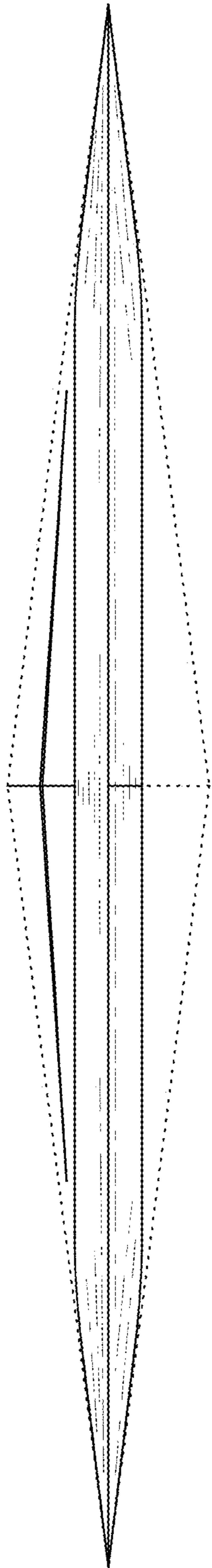


FIG. 7