



US00D888553S

(12) **United States Design Patent** (10) **Patent No.:** **US D888,553 S**
Pintar (45) **Date of Patent:** **** Jun. 30, 2020**

- (54) **STOPPER FOR THE WATER BLADDER**
- (71) Applicant: **Tomaž Pintar**, Gorica pri Slivnici (SI)
- (72) Inventor: **Tomaž Pintar**, Gorica pri Slivnici (SI)
- (73) Assignee: **G-Trade d.o.o.**, Dobrova (SI)
- (**) Term: **15 Years**
- (21) Appl. No.: **29/667,661**
- (22) Filed: **Oct. 23, 2018**
- (51) **LOC (12) Cl.** **09-07**
- (52) **U.S. Cl.**
USPC **D9/439; D3/202; D7/396.2**
- (58) **Field of Classification Search**
USPC D7/387, 392.1, 396.2; D9/434–436, 440,
D9/443–445, 447, 449, 450, 499, 439,
D9/454
CPC .. B67D 1/0017; B67D 1/0018; B67D 1/0081;
A45F 2003/166
See application file for complete search history.

D830,050 S * 10/2018 Gordon D3/202
D830,767 S * 10/2018 Gordon D7/392.1
D836,388 S * 12/2018 Abante D7/392.1
2004/0094552 A1 * 5/2004 Featherston A47G 19/2272
220/259.3

OTHER PUBLICATIONS

Best Hiking Reviews. 10 best hydration bladders of 2018. Oct. 4, 2018. <https://besthikingreviews.com/best-hydration-bladder/> (Year: 2018).*

Amazon. 2L Hydration Pack Water Bladder & Cooler Bag | Keeps Drink Cool & Protects review by Cathy Pham. Mar. 10, 2019. <https://www.amazon.com/FREEMOVE-Hydration-Bladder-Protects-Reservoir/dp/B07HX5DXF6> (Year: 2019).*

* cited by examiner

Primary Examiner — Darcey E Gottschalk
(74) *Attorney, Agent, or Firm* — Inventa Capital PLC.

(57) **CLAIM**

I claim the ornamental design for a stopper for a water bladder, as shown and described.

(56) **References Cited**

U.S. PATENT DOCUMENTS

- D223,704 S * 5/1972 Cheladze D7/509
- D360,556 S * 7/1995 DeCoster D7/317
- 6,908,015 B2 * 6/2005 Choi F16L 37/0841
222/175
- D513,983 S * 1/2006 Erdie D9/439
- D513,984 S * 1/2006 Erdie D9/439
- D513,985 S * 1/2006 Erdie D9/439
- D533,396 S * 12/2006 Lipson D7/392.1
- D539,649 S * 4/2007 Smith D9/435
- D539,650 S * 4/2007 Smith D9/435
- D540,167 S * 4/2007 Smith D9/435
- D581,211 S * 11/2008 Lapsker D7/396.2
- D621,207 S * 8/2010 Bodum D7/392.1
- D658,431 S * 5/2012 Gilbert D7/392.1
- D715,590 S * 10/2014 Mangano D7/354
- D733,491 S * 7/2015 Gluck D7/392.1

DESCRIPTION

FIG. 1 is a front side view of a stopper for a water bladder; FIG. 2 is a left side view of the stopper for the water bladder; FIG. 3 is a right side view of the stopper for the water bladder; FIG. 4 is a top view of the stopper for the water bladder; FIG. 5 is a bottom view of the stopper for the water bladder; and, FIG. 6 is a back side view of the stopper for the water bladder. In the drawings, the broken lines show portions of a water bladder that form no part of the claim.

1 Claim, 4 Drawing Sheets

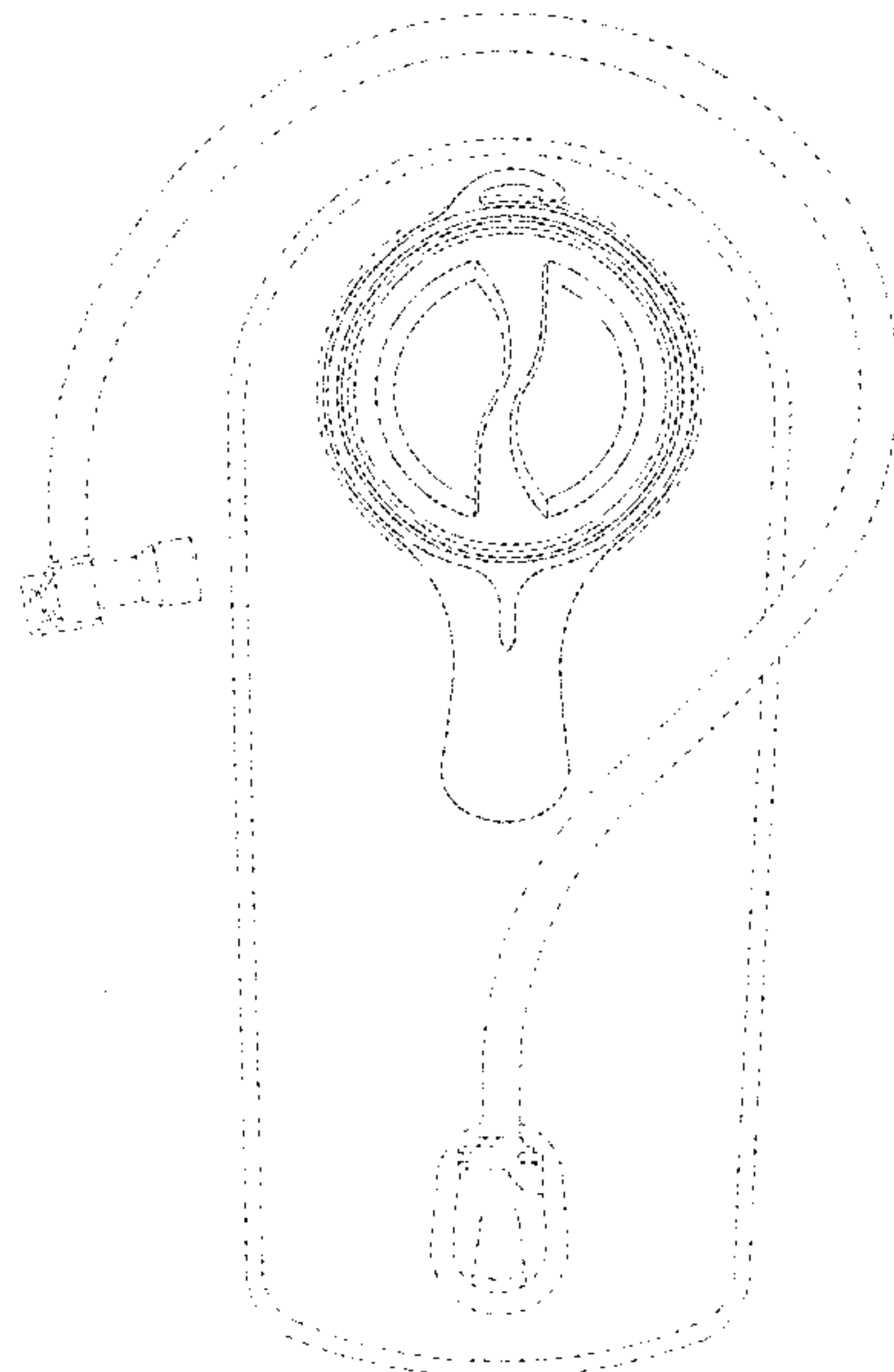
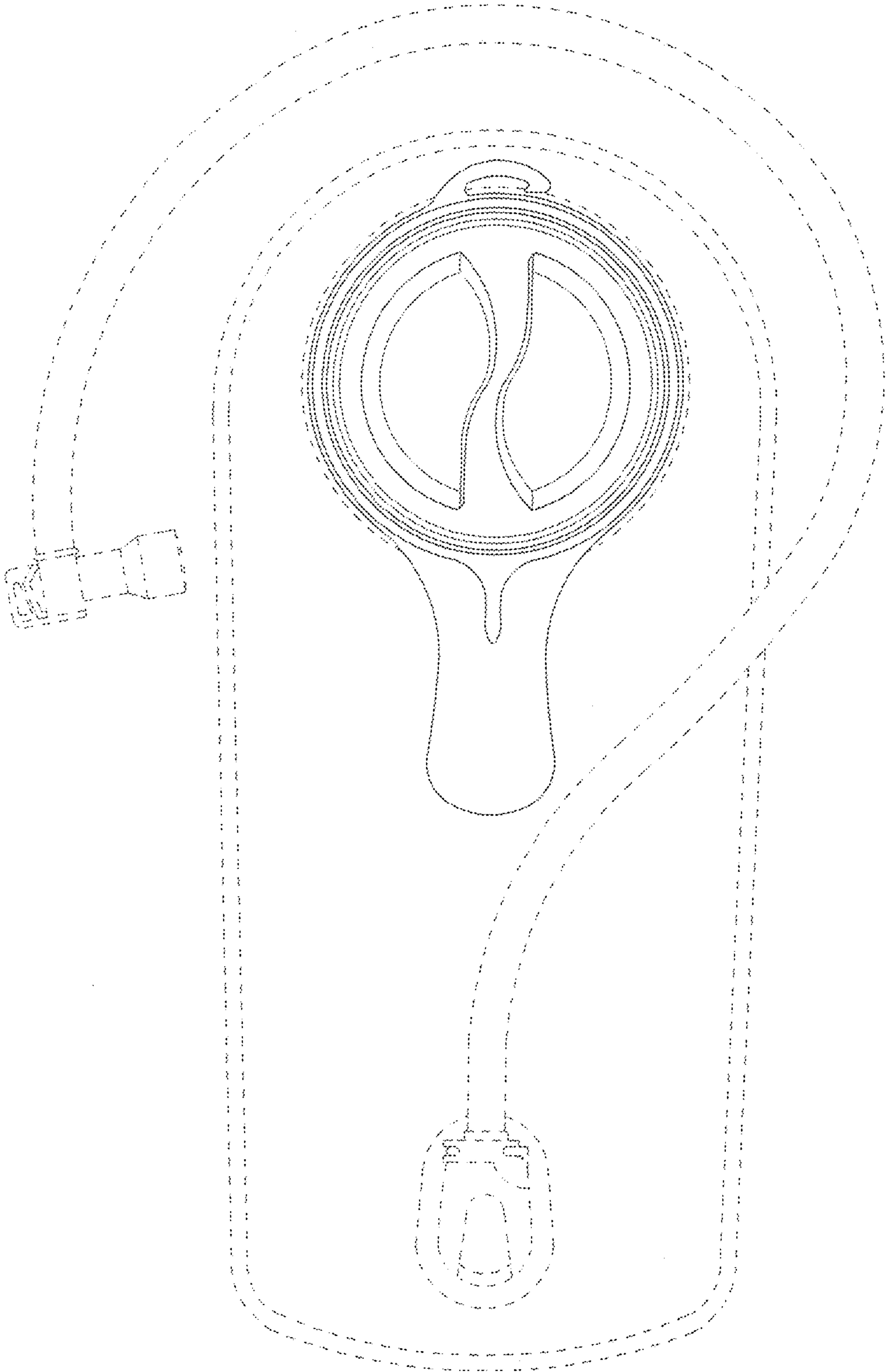


FIG.1



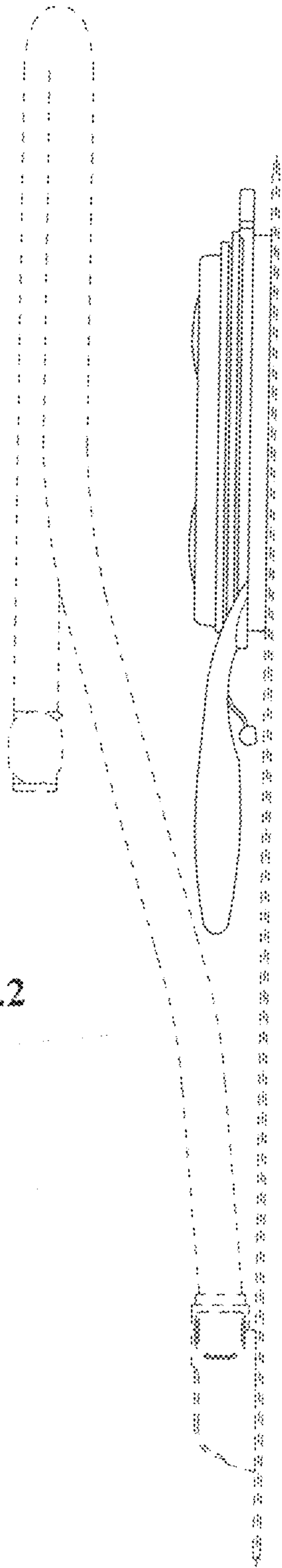


FIG. 2

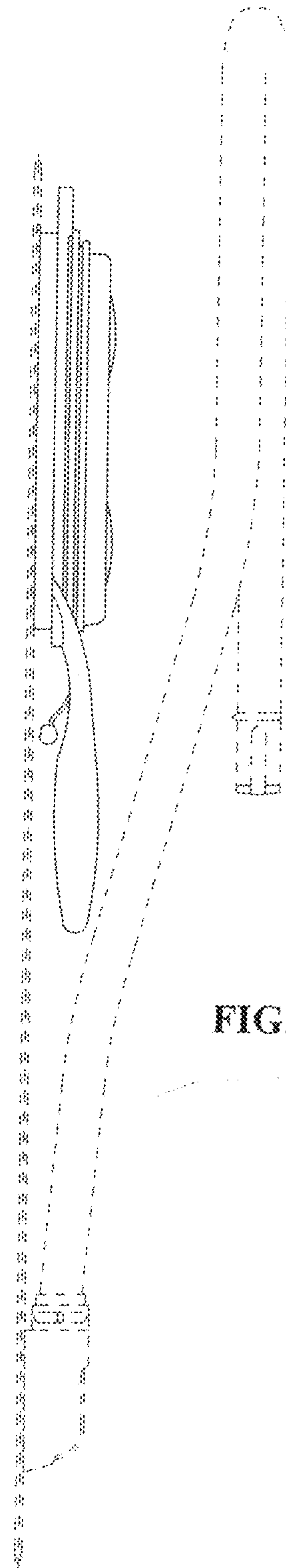


FIG. 3

FIG.4

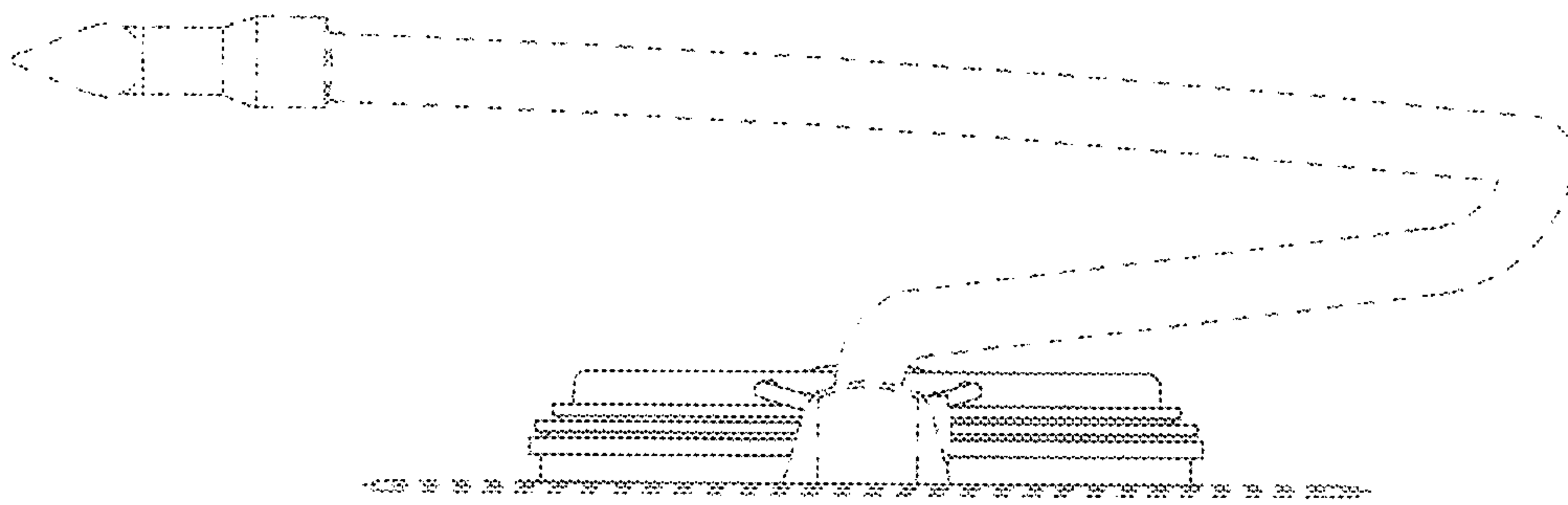
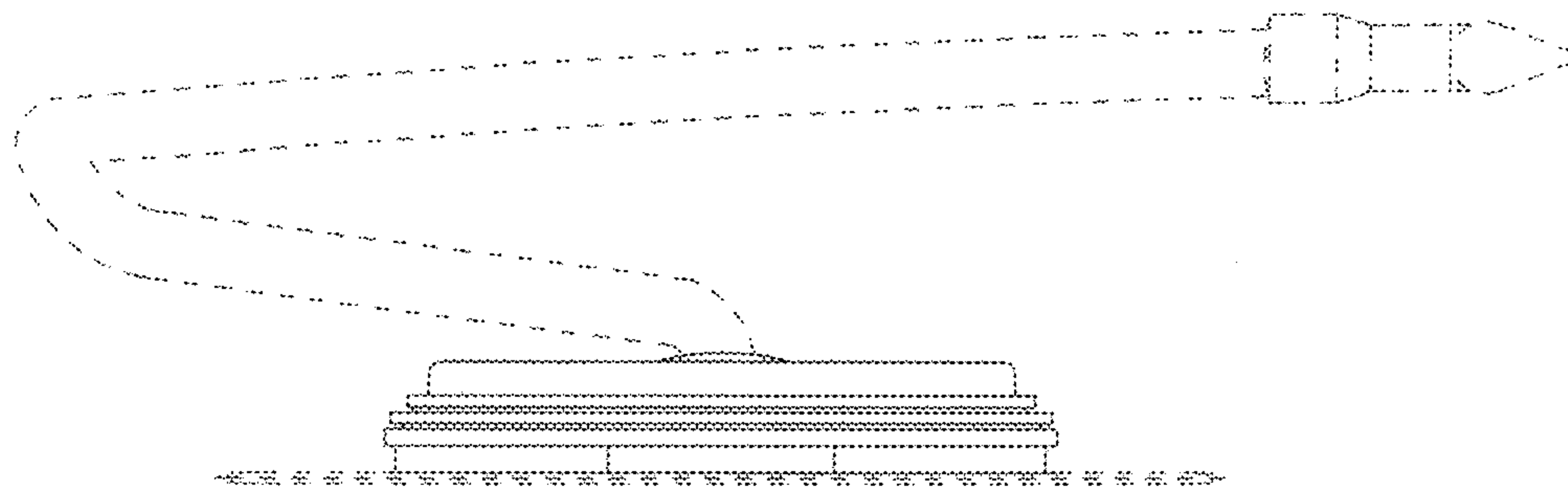


FIG.5



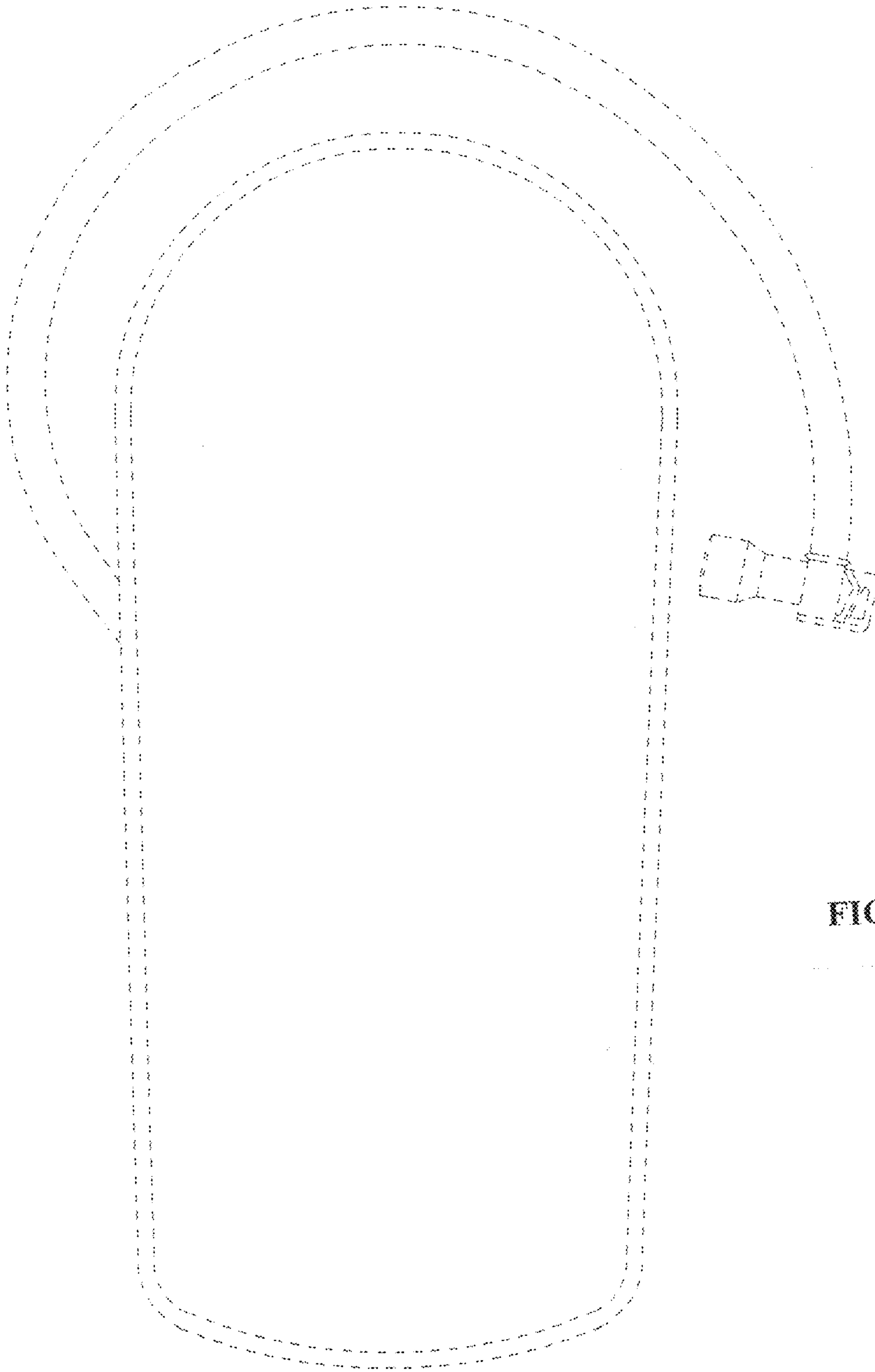


FIG. 6