



US00D888538S

(12) **United States Design Patent** (10) **Patent No.:** **US D888,538 S**
Chrispell et al. (45) **Date of Patent:** **** Jun. 30, 2020**

(54) **ONE PIECE SIDE RAIL COVER SHIFTER RAIL FOR FILTER PRESS**

(71) Applicant: **Evoqua Water Technologies LLC**, Lowell, MA (US)

(72) Inventors: **Jeffrey Scott Chrispell**, St. Fennville, MI (US); **Robert Ruurd Bosgraaf**, Holland, MI (US)

(73) Assignee: **Evoqua Water Technologies LLC**, Pittsburgh, PA (US)

(**) Term: **15 Years**

(21) Appl. No.: **29/577,305**

(22) Filed: **Sep. 12, 2016**

(51) **LOC (12) Cl.** **08-08**

(52) **U.S. Cl.**
USPC **D8/349**

(58) **Field of Classification Search**
USPC D6/672, 684, 680, 683.1, 703.5; D8/349, D8/354, 355, 330, 331, 333, 380, 382; D13/154, 133, 129, 199; D22/125; D25/119, 164, 199, 139, 141; D26/138, D26/76, 78, 79, 80

CPC .. F16C 2314/72; F16C 29/0623; F16C 29/06; F16C 29/0609; F16C 29/005; F16C 29/008; F16C 29/04; F16C 29/0657; F16C 29/004; F16C 29/12; A47B 1/10; A47B 88/493; A47B 88/423; A47B 2088/4235; B44C 5/02

See application file for complete search history.

(56) **References Cited**

U.S. PATENT DOCUMENTS

D246,928 S * 1/1978 Win D26/152
D246,929 S * 1/1978 Win D26/152

D621,961 S * 8/2010 Gardner D25/119
D649,690 S * 11/2011 Trzesniowski D26/138
D736,413 S * 8/2015 Sparks D25/121
D782,105 S * 3/2017 Klus D26/138
D794,245 S * 8/2017 Klus D26/142
D808,577 S * 1/2018 Klus D26/138
D808,578 S * 1/2018 Klus D26/138
D808,579 S * 1/2018 Klus D26/138
D818,186 S * 5/2018 Trzesniowski D26/138
D832,216 S * 10/2018 Tyrrell D13/139.2
D833,395 S * 11/2018 Tyrrell D13/139.2
D833,396 S * 11/2018 Tyrrell D13/139.2
D833,974 S * 11/2018 Tyrrell D13/139.2
D846,157 S * 4/2019 Luvison D25/123
2002/0109984 A1 * 8/2002 Bischel E04B 9/006
362/150

* cited by examiner

Primary Examiner — Mark A Goodwin
Assistant Examiner — Benjamin M Weeks

(57) **CLAIM**

We claim the ornamental design for a one piece side rail cover shifter rail for filter press, as shown and described.

DESCRIPTION

FIG. 1 is a top plan view of a one piece side rail cover shifter rail for filter press showing my new design;
FIG. 2 is a front view thereof;
FIG. 3 is a bottom plan view thereof;
FIG. 4 is a back view thereof; and,
FIG. 5 is a cross sectional view thereof taken along line 5-5 of FIG. 4.

The broken line showing is included for the purpose of illustrating portions of the article and forms no part of the claimed design.

1 Claim, 5 Drawing Sheets






FIG. 1




FIG. 2



FIG. 3

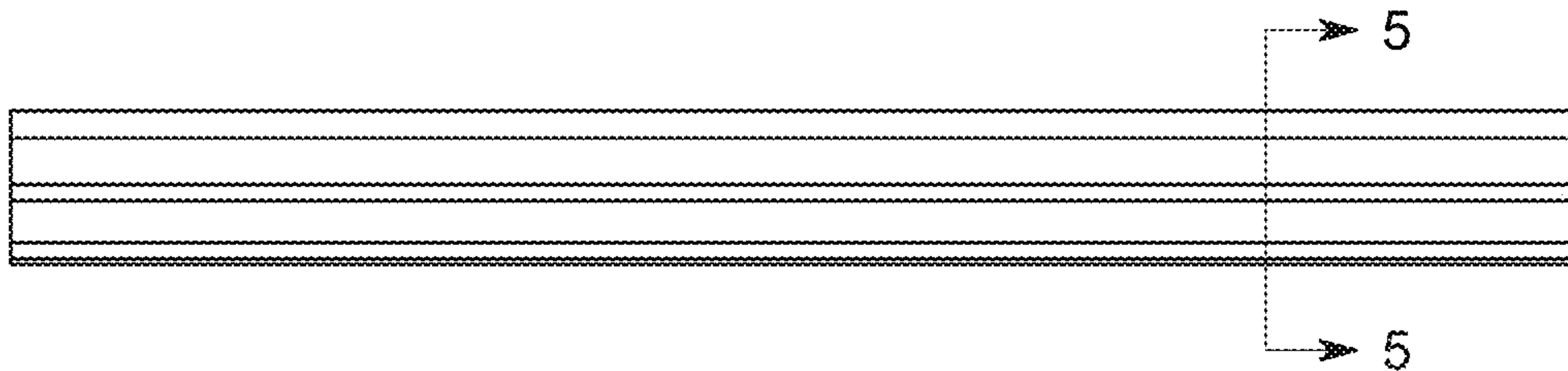


FIG. 4

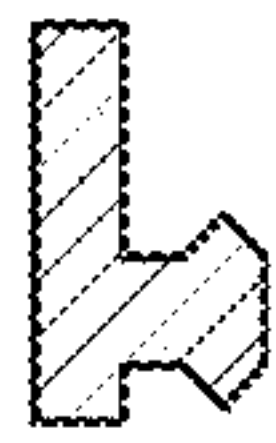


FIG. 5