



US00D888532S

(12) **United States Design Patent** (10) **Patent No.:** **US D888,532 S**
Smalls (45) **Date of Patent:** **** Jun. 30, 2020**

(54) **HINGE COVER**

FOREIGN PATENT DOCUMENTS

(71) Applicant: **ASSA ABLOY Accessories and Door Controls Group, Inc.**, Monroe, NC (US)

GB 4010767 4/2009
KR 300798151.0000 6/2015

(72) Inventor: **Damond Maurice Smalls**, Collierville, TN (US)

OTHER PUBLICATIONS

Pemko Manufacturing Company, Inc., Canadian Patent Application No. 175168, Examiner's Report, dated Jun. 19, 2017.

(73) Assignee: **ASSA ABLOY Accessories and Door Controls Group, Inc.**, Monroe, NC (US)

(Continued)

(**) Term: **15 Years**

Primary Examiner — Leanne Was-Englehart

(74) *Attorney, Agent, or Firm* — Moore & Van Allen PLLC; Jeffrey R. Gray

(21) Appl. No.: **29/644,208**

(57) **CLAIM**

(22) Filed: **Apr. 16, 2018**

The ornamental design for a hinge cover, as shown and described.

Related U.S. Application Data

DESCRIPTION

(62) Division of application No. 29/551,112, filed on Jan. 11, 2016, now Pat. No. Des. 818,340.

(51) **LOC (12) Cl.** **08-06**

(52) **U.S. Cl.**
USPC **D8/323**

(58) **Field of Classification Search**
USPC D8/323, 327, 328, 329, 339, 343;
D25/48.2, 119, 136
CPC E05D 11/0054; E05D 2011/0072; Y10T 16/00; Y10T 16/52; Y10T 16/521; Y10T 16/522; Y10T 16/528; Y10T 16/531; Y10T 16/533; Y10T 16/5275; Y10T 16/5335; Y10T 16/53247; E06B 1/70
See application file for complete search history.

FIG. 1 is a front perspective view of a hinge cover showing my new design.

FIG. 2 is a rear perspective view of the hinge cover as shown in FIG. 1.

FIG. 3 is an end elevation view of the hinge cover as shown in FIG. 1.

FIG. 4 is a close-up front perspective view of an end of the hinge cover as shown in FIG. 1.

FIG. 5 is a close-up rear perspective view of the end of the hinge cover as shown in FIG. 2.

FIG. 6 is a front plan view of the hinge cover as shown in FIG. 1.

FIG. 7 is a rear plan view of the hinge cover as shown in FIG. 1.

FIG. 8 is an outside elevation view of the hinge cover as shown in FIG. 1; and,

FIG. 9 is an inside elevation view of the hinge cover as shown in FIG. 1.

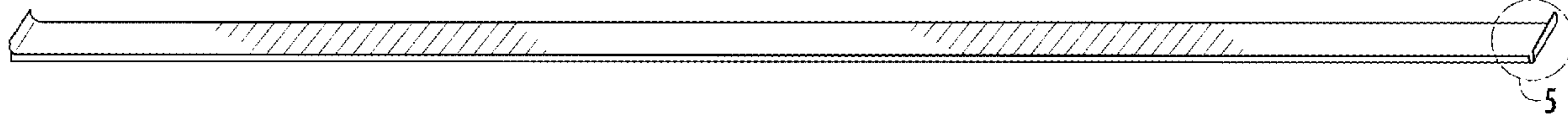
The broken line circles depict the limits of the enlarged views and form no part of the claimed design.

(56) **References Cited**

U.S. PATENT DOCUMENTS

824,001 A * 6/1906 Etter E06B 7/22
49/475.1
3,695,330 A 10/1972 Hasbrouck
(Continued)

1 Claim, 3 Drawing Sheets



(56)

References Cited

U.S. PATENT DOCUMENTS

4,796,330 A * 1/1989 Ziegler E05D 11/0054
 156/249
 4,802,259 A * 2/1989 Geslewitz E05D 11/0054
 16/251
 5,056,191 A 10/1991 Love
 D363,788 S * 10/1995 Caley D25/119
 D364,234 S * 11/1995 Caley D25/119
 D375,446 S * 11/1996 Nelson D8/343
 5,722,120 A 3/1998 Bindschatel et al.
 5,765,263 A 6/1998 Bolinas et al.
 D402,143 S * 12/1998 Zapf D6/705.5
 D424,909 S * 5/2000 Noblet D8/343
 D455,755 S * 4/2002 Levine D14/447
 6,721,992 B2 4/2004 Cotton
 6,735,823 B2 5/2004 Pelletier
 6,745,435 B2 6/2004 Bowers
 D583,083 S * 12/2008 Stackenwalt D25/136
 8,322,545 B1 * 12/2012 Golias, Jr. A47B 96/021
 211/119.003
 D701,323 S * 3/2014 Fortun E06B 1/70
 D25/48.2
 D719,010 S * 12/2014 Russo D8/323
 D719,011 S * 12/2014 Russo D8/323

D719,811 S * 12/2014 Cooper D8/323
 D741,141 S * 10/2015 Knudson D8/323
 D750,806 S * 3/2016 Singh D25/119
 D760,063 S * 6/2016 Mello D8/339
 D761,971 S * 7/2016 Apanovich D25/119
 D764,075 S * 8/2016 Honda D25/119
 D818,340 S * 5/2018 Smalls D8/323
 2005/0081333 A1 * 4/2005 Emerson E05D 11/0054
 16/250
 2007/0172618 A1 7/2007 Schivley
 2009/0313790 A1 12/2009 Schau

OTHER PUBLICATIONS

Pemko Manufacturing Company, Inc., Canadian Patent Application No. 175170, Examiner's Report, dated Jun. 15, 2017.
 Pemko Manufacturing Company, Inc., Canadian Patent Application No. 169406, Examiner's Report, dated Apr. 24, 2017.
 Pemko Manufacturing Company, Inc., Canadian Patent Application No. 169406, Examiner's Report, dated Nov. 10, 2016.
 Doorwarecom, Continuous Gear Hinges, <http://www.doorware.com/specials/help-center/continuous-gear-hinges.cfm>.
 U.S. Appl. No. 29/644,206, Office Action, dated Jun. 10, 2019.
 U.S. Appl. No. 29/644,203, Office Action, dated Jun. 10, 2019.

* cited by examiner

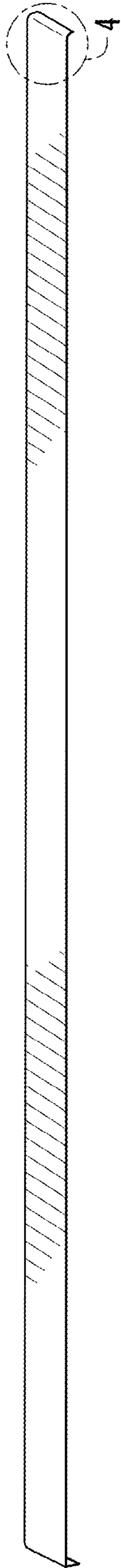


FIG. 1

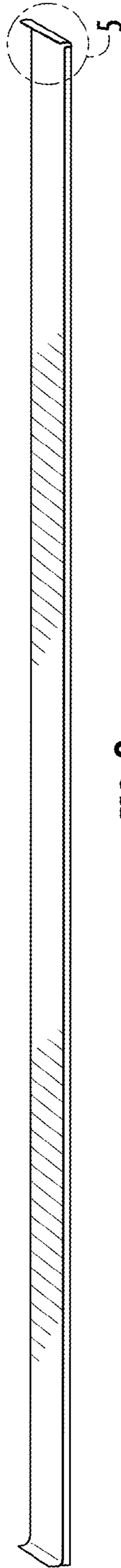


FIG. 2




FIG. 3

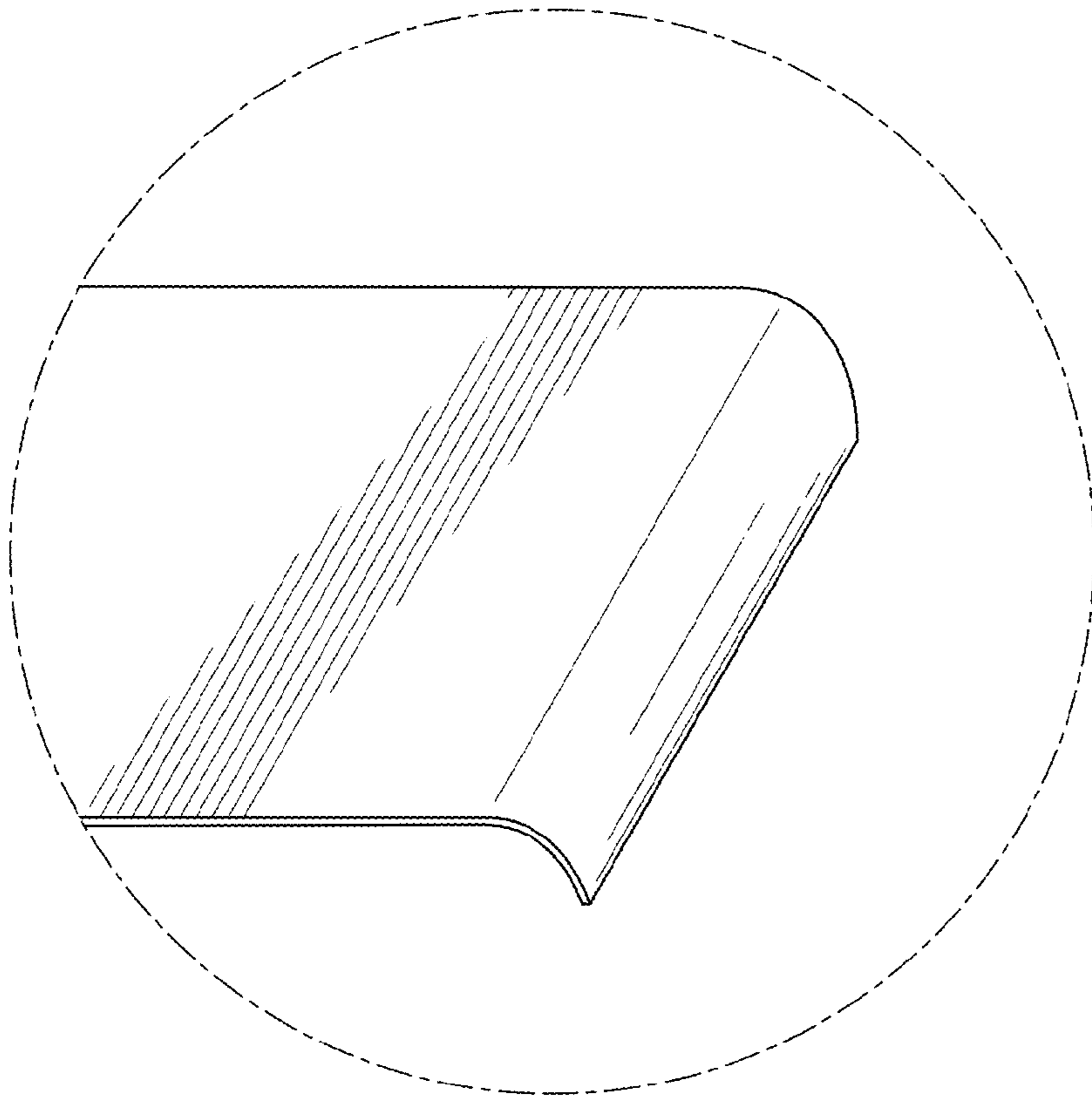


FIG. 4

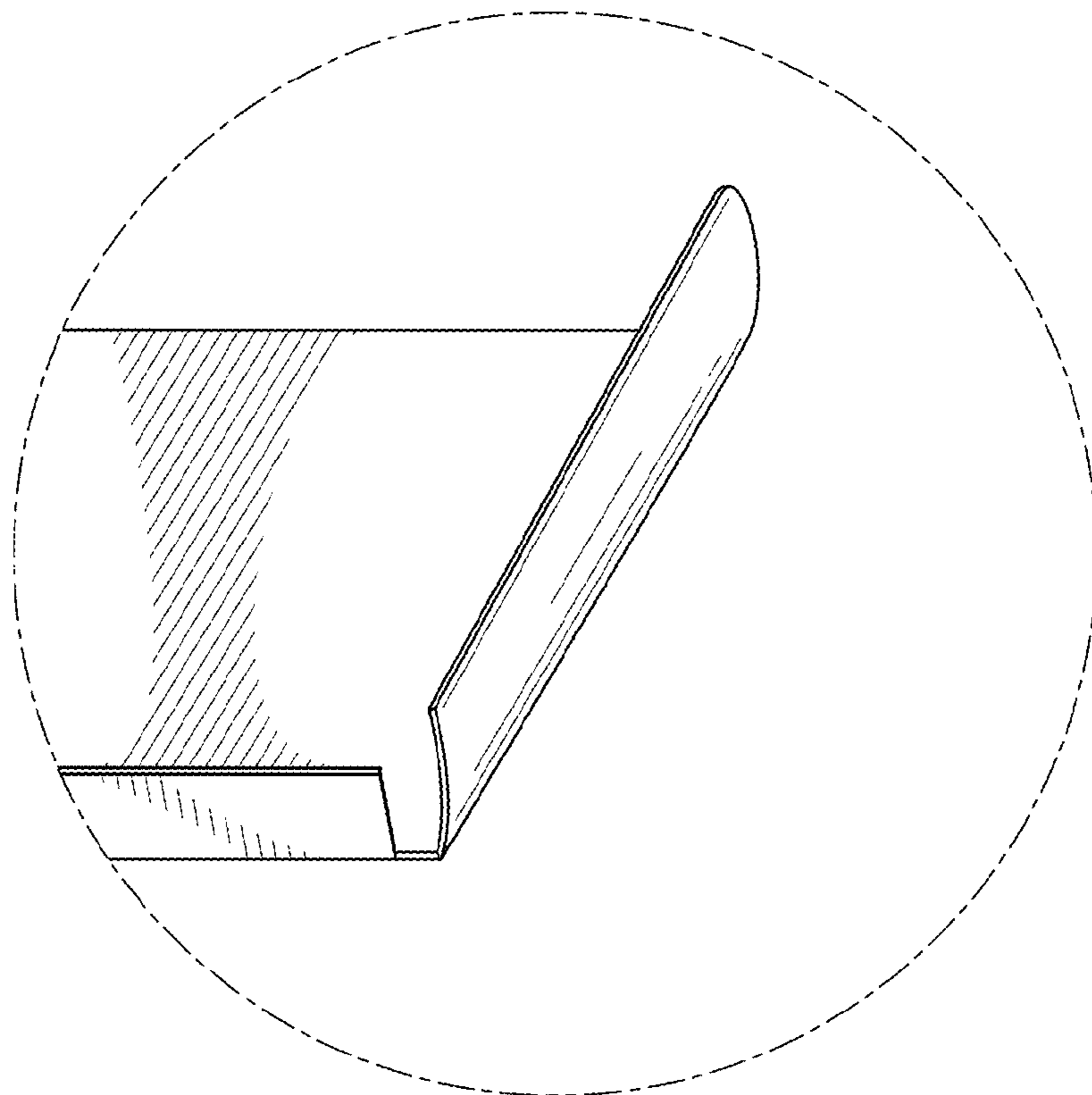


FIG. 5



FIG. 6



FIG. 7




FIG. 8



FIG. 9