



US00D888529S

(12) **United States Design Patent**
Hartel

(10) **Patent No.:** **US D888,529 S**
(45) **Date of Patent:** **** Jun. 30, 2020**

(54) **TOOL HANDLE**

(71) Applicant: **TBi Industries GmbH,**
Fernwald-Steinbach (DE)

(72) Inventor: **Marc A. Hartel,** Reiskirchen (DE)

(73) Assignee: **TBI INDUSTRIES GMBH,**
Fernwald-Steinbach (DE)

(**) Term: **15 Years**

(21) Appl. No.: **29/617,461**

(22) Filed: **Sep. 14, 2017**

(51) **LOC (12) Cl.** **08-05**

(52) **U.S. Cl.**
USPC **D8/107; D8/30; D15/144**

(58) **Field of Classification Search**
USPC **D8/30, 107; D15/144**
CPC ... **B23K 9/10; B23K 9/24; B23K 9/28; B23K**
9/29; B23K 9/32

See application file for complete search history.

(56) **References Cited**

U.S. PATENT DOCUMENTS

6,979,799	B2 *	12/2005	Centner	B23K 9/10
					200/321
D532,432	S *	11/2006	Owens	D15/144
D535,166	S *	1/2007	Kensrue	D8/30
D537,092	S *	2/2007	Owens	D15/144
D555,446	S *	11/2007	Picaza Ibarondo	D15/144
D638,270	S *	5/2011	Flattinger	D8/107
D735,002	S *	7/2015	Bondy	D8/30

D771,727	S *	11/2016	Imi	D15/144
D820,057	S *	6/2018	Tsai	D8/30
2004/0020909	A1 *	2/2004	Bauer	B23K 9/10
					219/137.31
2007/0164006	A1 *	7/2007	Burgstaller	B23K 9/0953
					219/130.01
2011/0062131	A1 *	3/2011	Binzel	B23K 9/32
					219/136

FOREIGN PATENT DOCUMENTS

WO DM/074944 4/2011

* cited by examiner

Primary Examiner — Philip S Hyder

(74) *Attorney, Agent, or Firm* — Edell, Shapiro & Finnan, LLC

(57) **CLAIM**

The ornamental design for a tool handle, as shown and described.

DESCRIPTION

FIG. 1 is a perspective view of a tool handle according to the present disclosure;

FIG. 2 is another perspective view of the tool handle of FIG. 1;

FIG. 3 is a front view of the tool handle of FIG. 1;

FIG. 4 is a rear view of the tool handle of FIG. 1;


FIG. 5 is a left side view of the tool handle of FIG. 1;

FIG. 6 is a right side view of the tool handle of FIG. 1;

FIG. 7 is a top view of the tool handle of FIG. 1; and,

FIG. 8 is a bottom view of the tool handle of FIG. 1.

1 Claim, 5 Drawing Sheets



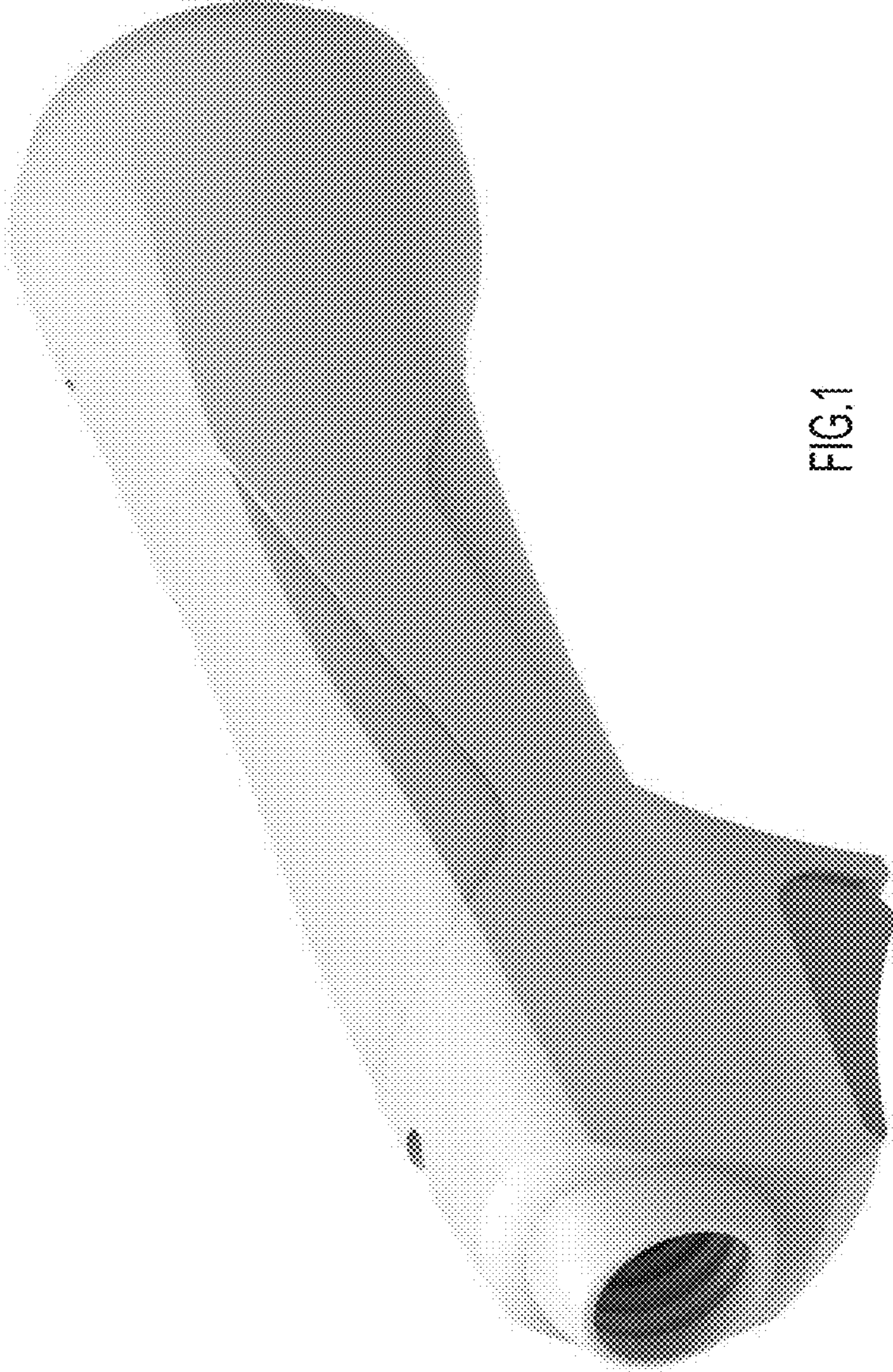


FIG. 1



FIG.2

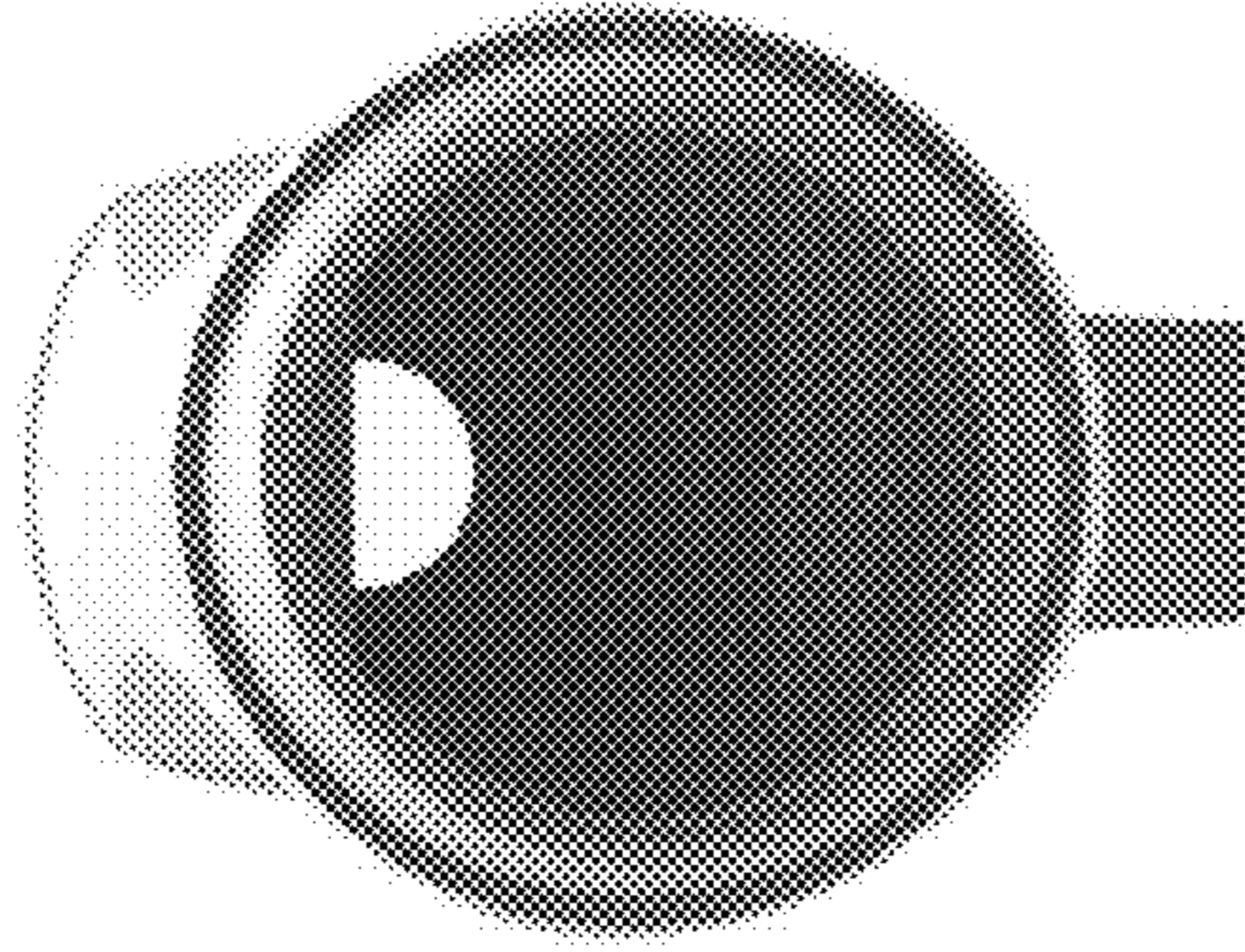


FIG.4




FIG.3




FIG. 5




FIG. 6




FIG. 7




FIG. 8