



US00D888520S

(12) **United States Design Patent** (10) **Patent No.:** **US D888,520 S**
Nguyen Le Viet (45) **Date of Patent:** **** Jun. 30, 2020**

(54) **CULINARY SCISSORS**
(71) Applicant: **Chuong Nguyen Le Viet**, Quang Nam (VN)
(72) Inventor: **Chuong Nguyen Le Viet**, Quang Nam (VN)
(**) Term: **15 Years**

D646,942 S * 10/2011 Bhasin D8/57
D647,378 S * 10/2011 Bhasin D8/57
D649,851 S * 12/2011 Numata D8/57
D651,494 S * 1/2012 Bhasin D8/57
D651,495 S * 1/2012 Bhasin D8/57
D651,496 S * 1/2012 Bhasin D8/57
D680,836 S * 4/2013 Bhasin D8/57
D703,507 S * 4/2014 Bhasin D8/57
D705,026 S * 5/2014 Bonacina D8/57

(Continued)

(21) Appl. No.: **29/655,515**
(22) Filed: **Jul. 4, 2018**
(51) **LOC (12) Cl.** **08-03**
(52) **U.S. Cl.**
USPC **D8/57**
(58) **Field of Classification Search**
USPC D8/4, 5, 52, 54, 57, 51, 14; 30/131,
30/296.1, 134, 251, 252, 253, 261, 262
See application file for complete search history.

OTHER PUBLICATIONS

US Trademark Serial No. 87880406; Mark-Genior Filing date: Apr. 17, 2018 Publication date: Sep. 11, 2018.

(Continued)

Primary Examiner — Cynthia R Underwood
(74) *Attorney, Agent, or Firm* — LegalForce RAPC
Worldwide

(56) **References Cited**

(57) **CLAIM**

The ornamental design for a culinary scissors, as shown and described.

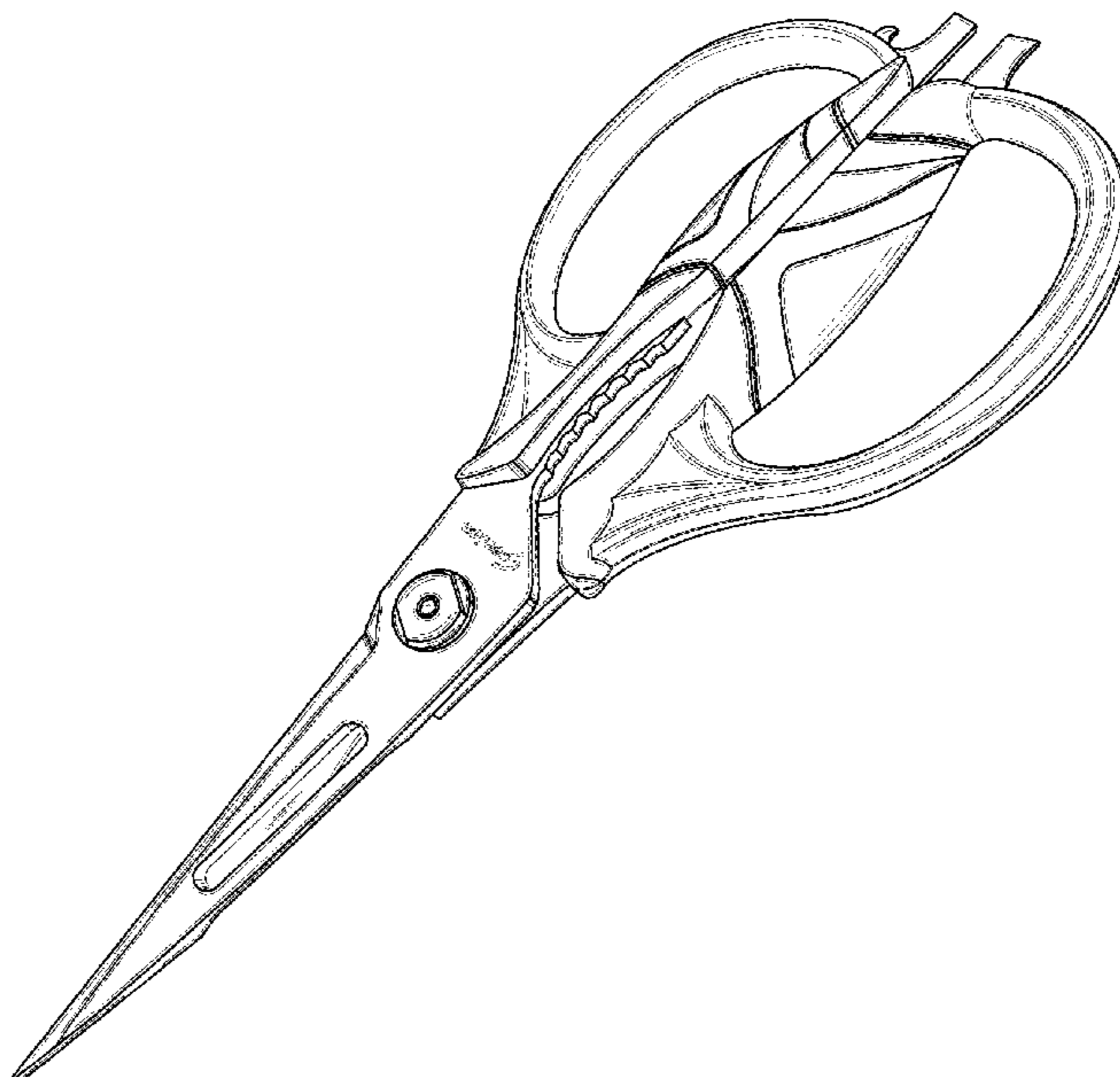
U.S. PATENT DOCUMENTS

DESCRIPTION

D246,223 S 11/1977 Hayashi
D251,178 S 2/1979 Hayashi
D272,410 S 1/1984 Huang
D290,808 S 7/1987 Linden
D305,294 S 1/1990 Cohen et al.
D310,469 S 9/1990 Dressler
D337,248 S * 7/1993 Tanfoglio D8/57
D338,604 S * 8/1993 Ramsey D8/57
D394,593 S 5/1998 Komori
D398,502 S * 9/1998 Jacquet D8/57
D431,436 S * 10/2000 Gstalder D8/57
D455,941 S * 4/2002 Gstalder D8/57
D507,947 S * 8/2005 Haquin D8/58
D522,331 S 6/2006 Peterson
D523,307 S * 6/2006 Chang D8/107
D529,774 S 10/2006 Davis
D631,716 S * 2/2011 Roberts D8/57
D646,940 S * 10/2011 Bhasin D8/57

FIG. 1 is a front right side perspective view for a culinary scissors, showing my new design;
FIG. 2 is a rear left side perspective view of FIG. 1 thereof;
FIG. 3 is a front elevational view of FIG. 1 thereof;
FIG. 4 is a rear elevational view of FIG. 1 thereof;
FIG. 5 is a left side elevational view of FIG. 1 thereof;
FIG. 6 is a right side elevational view of FIG. 1 thereof;
FIG. 7 is a top plan view of FIG. 1 thereof;
FIG. 8 is a bottom plan view of FIG. 1 thereof; and,
FIG. 9 is an exploded view of FIG. 1 thereof.
The broken lines indicate unclaimed portions of the design and form no part of the claimed design.

1 Claim, 8 Drawing Sheets



(56)

References Cited

U.S. PATENT DOCUMENTS

D705,622 S	*	5/2014	Bonacina	D8/57
D748,961 S	*	2/2016	Bhasin	D8/57
D755,030 S	*	5/2016	Cozzolino	D8/57
D755,031 S	*	5/2016	McConnell	D8/57
D771,450 S	*	11/2016	Maille	D7/693
D772,668 S	*	11/2016	Fortier-Meyer	D8/57
D789,758 S	*	6/2017	Scimone	D8/57
D801,143 S		10/2017	Liu	
D835,230 S	*	12/2018	Rauwerdink	D22/150

OTHER PUBLICATIONS

“Come Apart Kitchen Shears”, by Gerior, Published Online on [Sep. 1, 2017] https://cdn.shopify.com/s/files/1/1823/0819/products/B074D3QHN8.01_1024x1024.jpg?v=1504037923.

“Kitchen Scissors”, by Gerior, Found Online on [Oct. 11, 2018] https://cdn.shopify.com/s/files/1/1823/0819/products/B06XDGFS9J.kitchen_scissors.Main_No_Stam_1024x1024.jpg?v=1506780343.

“Color Scissor Set”, by Messermeister, Found Online on [Oct. 11, 2018] https://cdn.shopify.com/files/1/0023/2515/1795/products/cba49e03a023400feb2f5da8cc8e31c3_800x.jpg?v=1527079196.

“Taskmaster Shears”, by Kershaw, Found Online on [Oct. 11, 2018] https://kershaw.kiausalt.com/images/uploads/products/1119/1120_profile_1020x400.png.

“Ultra Sharp Premium Heavy Duty Kitchen Shears and Multi Purpose Scissors”, by Kershaw, Found Online on [Oct. 11, 2018] https://cdn.shopify.com/files/1/2970/1440/products/Main_1024x1024.jpg?v=1522300458.

* cited by examiner

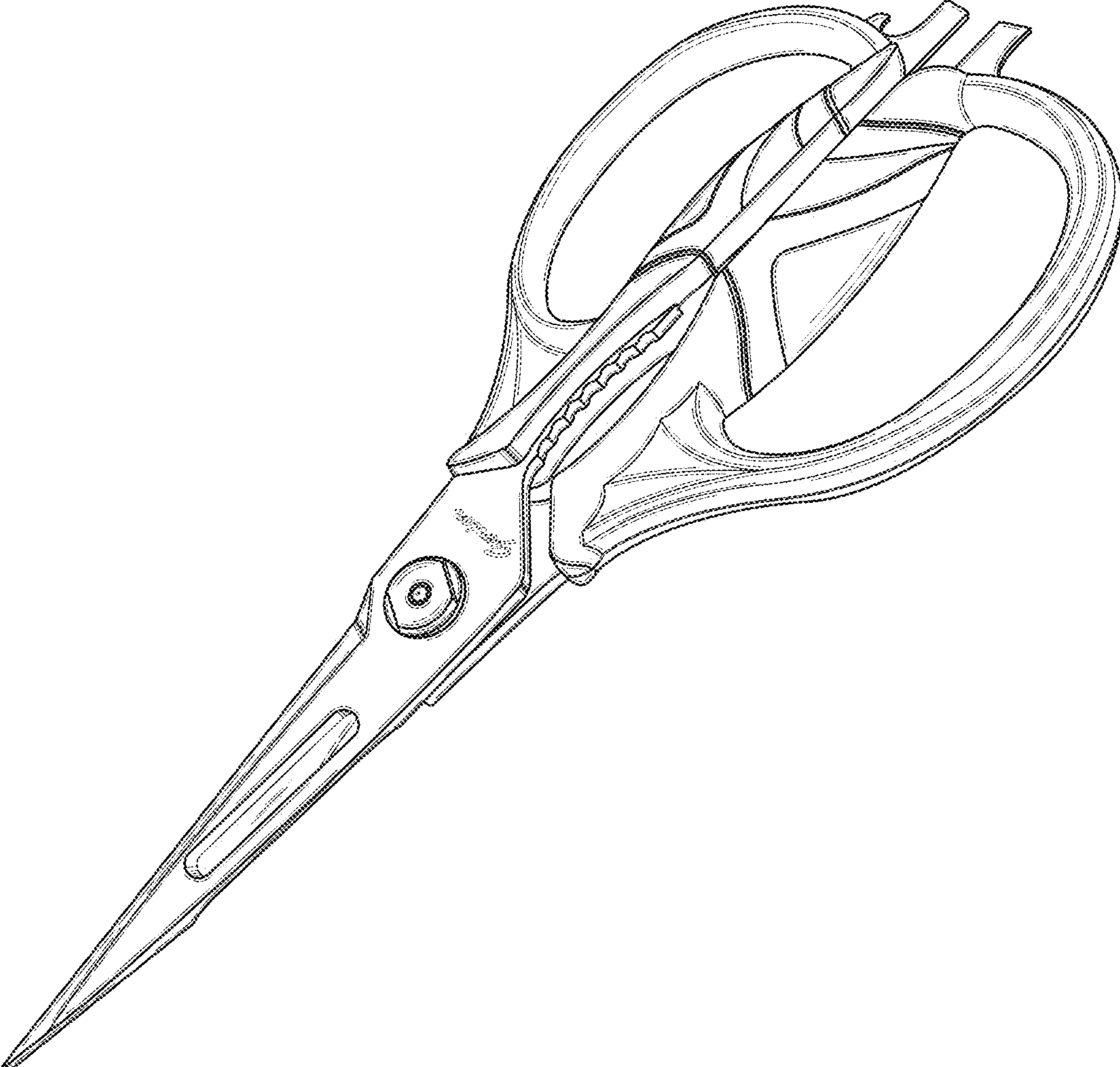


FIG. 1

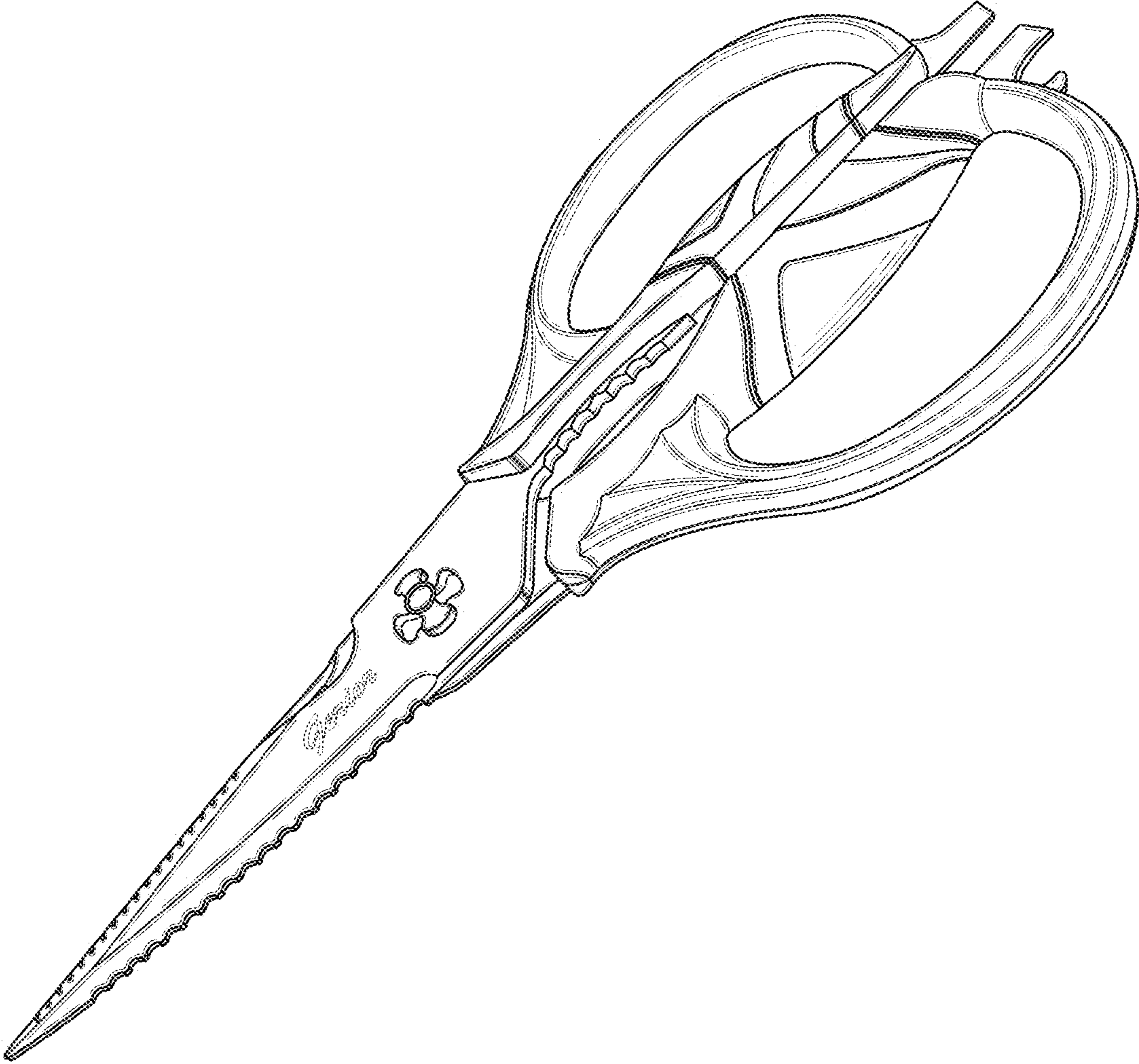


FIG. 2

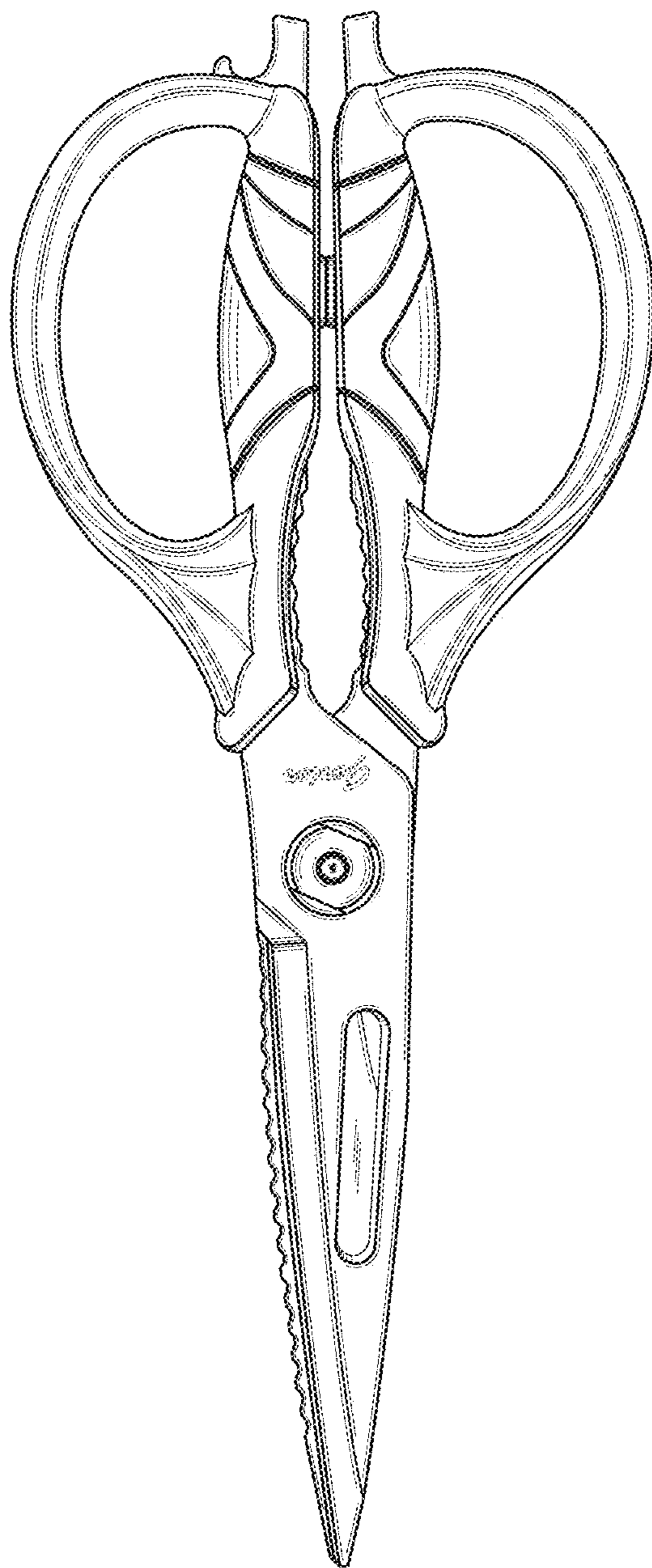


FIG. 3

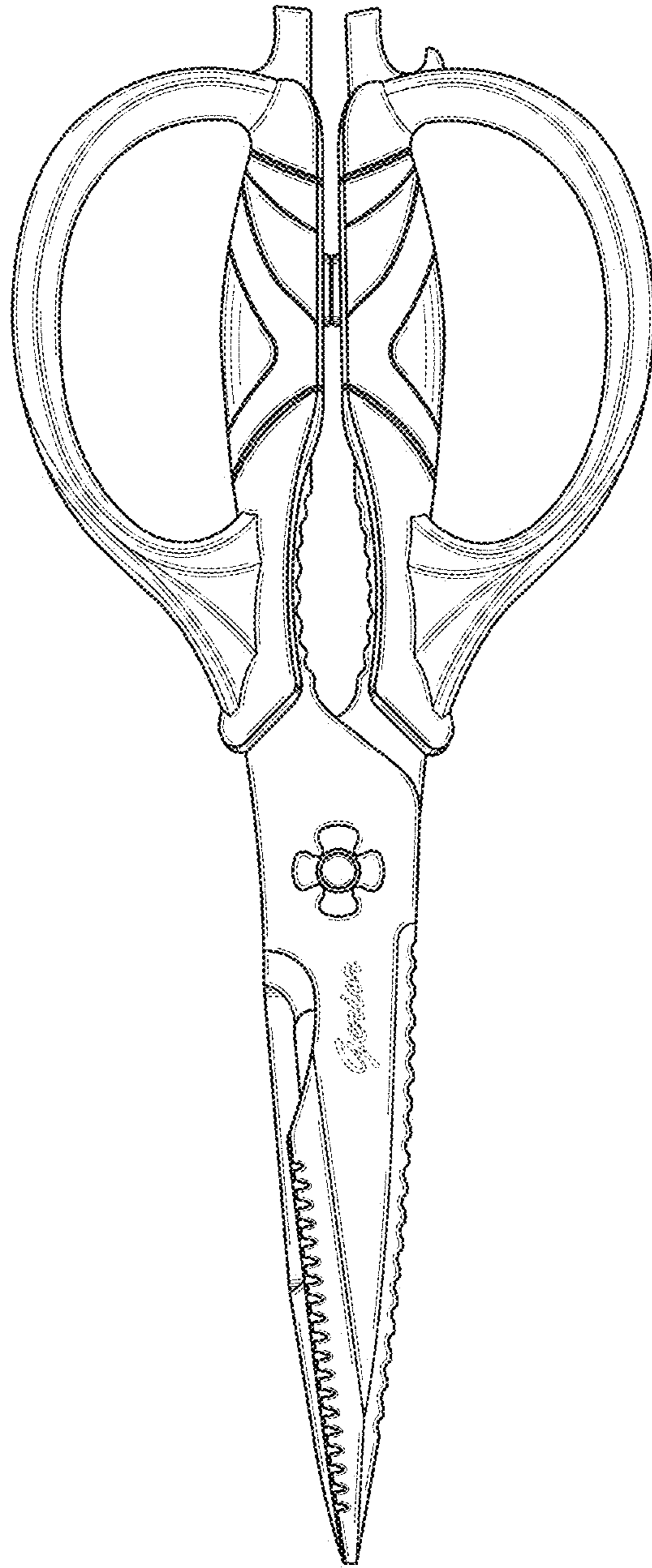


FIG. 4

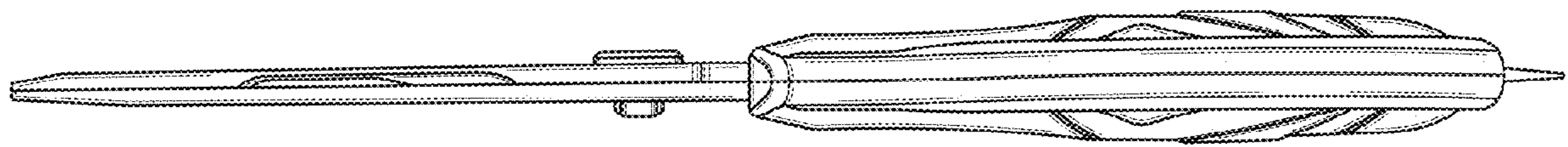


FIG. 5

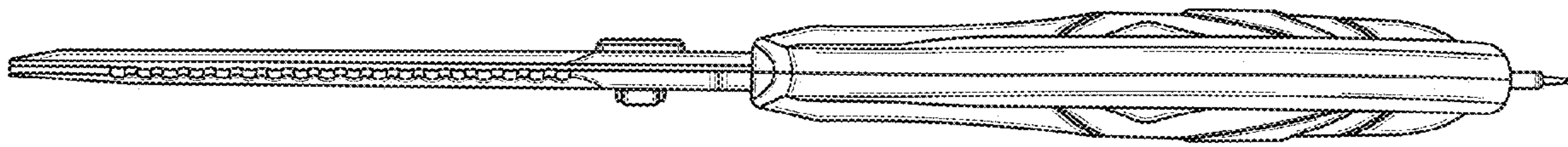


FIG. 6

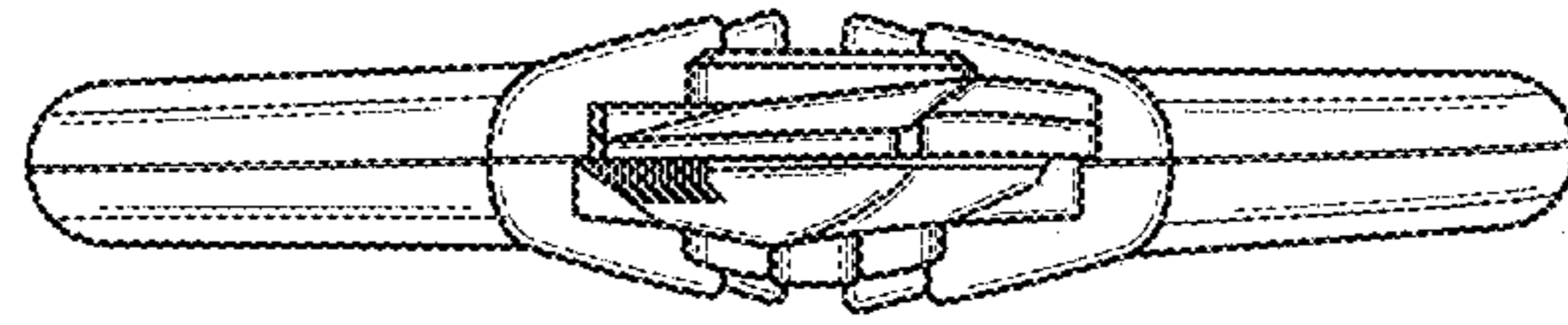


FIG. 7



FIG. 8

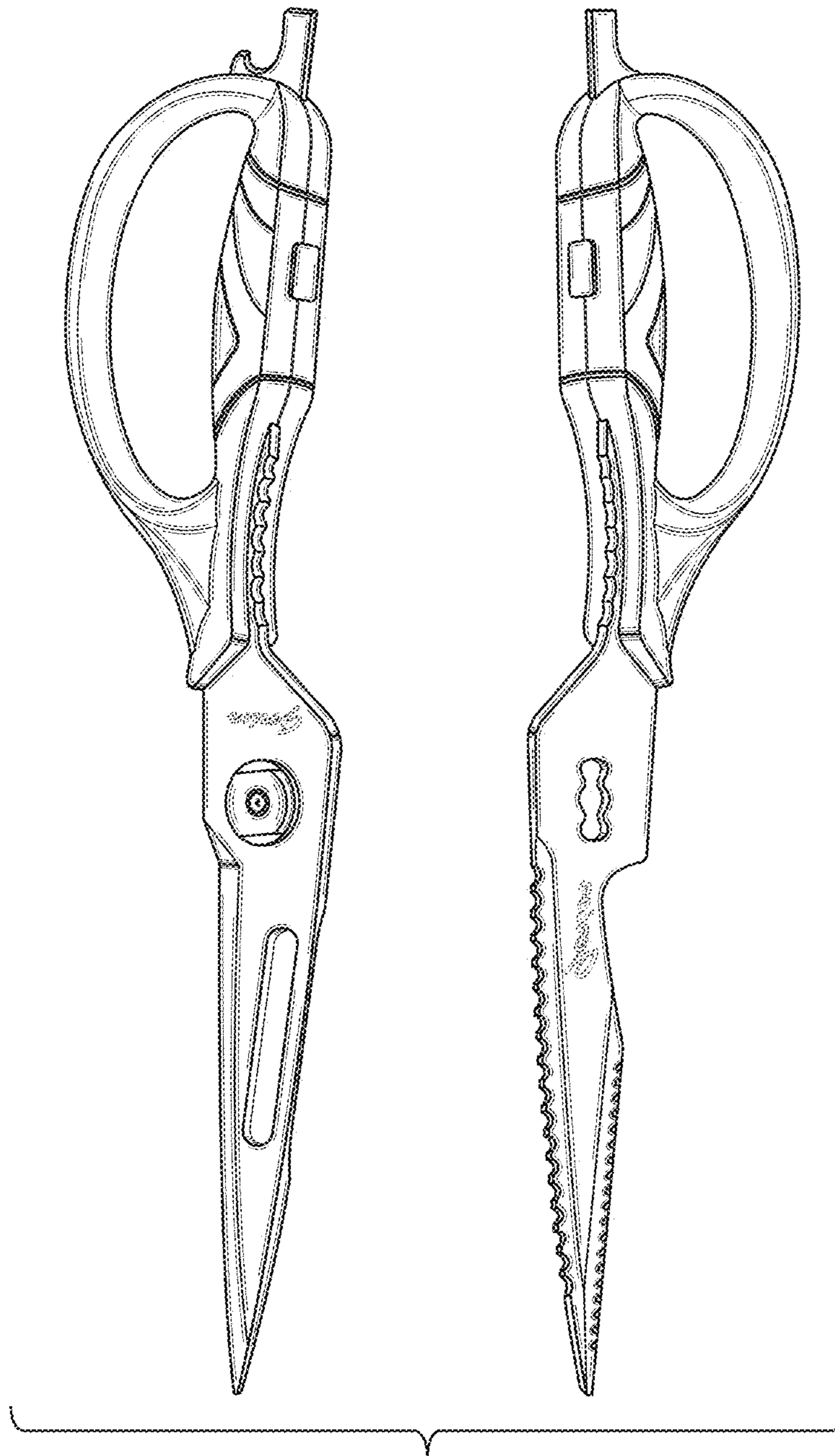


FIG. 9