



US00D888513S

(12) **United States Design Patent** (10) **Patent No.:** **US D888,513 S**
Dangler (45) **Date of Patent:** **** Jun. 30, 2020**

(54) **COASTER**

(71) Applicant: **The Kentucky Double LLC**, Waddy, KY (US)

(72) Inventor: **Christopher Dillon Dangler**, Waddy, KY (US)

(73) Assignee: **The Kentucky Double LLC**, Waddy, KY (US)

(**) Term: **15 Years**

(21) Appl. No.: **29/702,399**

(22) Filed: **Aug. 19, 2019**

Related U.S. Application Data

(63) Continuation of application No. 29/642,309, filed on Mar. 28, 2018, now Pat. No. Des. 856,762, and a continuation of application No. 29/642,310, filed on Mar. 28, 2018, now Pat. No. Des. 856,763, and a continuation of application No. 29/642,311, filed on Mar. 28, 2018, now Pat. No. Des. 856,764.

(51) **LOC (12) Cl.** **07-06**

(52) **U.S. Cl.**
USPC **D7/701**; D27/109; D27/126

(58) **Field of Classification Search**
USPC D7/701-708, 619.1-625, 387, 388, 389; D27/102, 108, 109, 125, 126
CPC A47G 23/0309; A47G 23/0313; A47G 23/0316; A47G 23/032; A47G 23/03; B60N 3/106; B60N 3/102; A24F 19/00; A24F 19/0014; A24F 19/0042; A24F 19/0035; A24F 19/0071; A24F 19/0078; A24F 19/14

See application file for complete search history.

(56) **References Cited**

U.S. PATENT DOCUMENTS

D179,410 S *	12/1956	Burke	D27/126
D243,142 S *	1/1977	Chmela	D27/104
D263,784 S *	4/1982	Butler	D27/126
5,325,876 A *	7/1994	Yang	A24F 19/0042 131/231
D444,683 S *	7/2001	Corrion	D12/420
D499,029 S *	11/2004	Maarberg	D10/46.3
7,487,945 B2 *	2/2009	Liu	B60N 3/106 248/311.2
D592,911 S *	5/2009	Buchanan	D7/605
D707,503 S *	6/2014	Dorn	D7/701
D777,528 S *	1/2017	Landphere	D12/419
2009/0188511 A1 *	7/2009	Wu	A24F 19/14 131/231

* cited by examiner

Primary Examiner — Terry A Wallace

(74) *Attorney, Agent, or Firm* — Middleton Reutlinger

(57) **CLAIM**

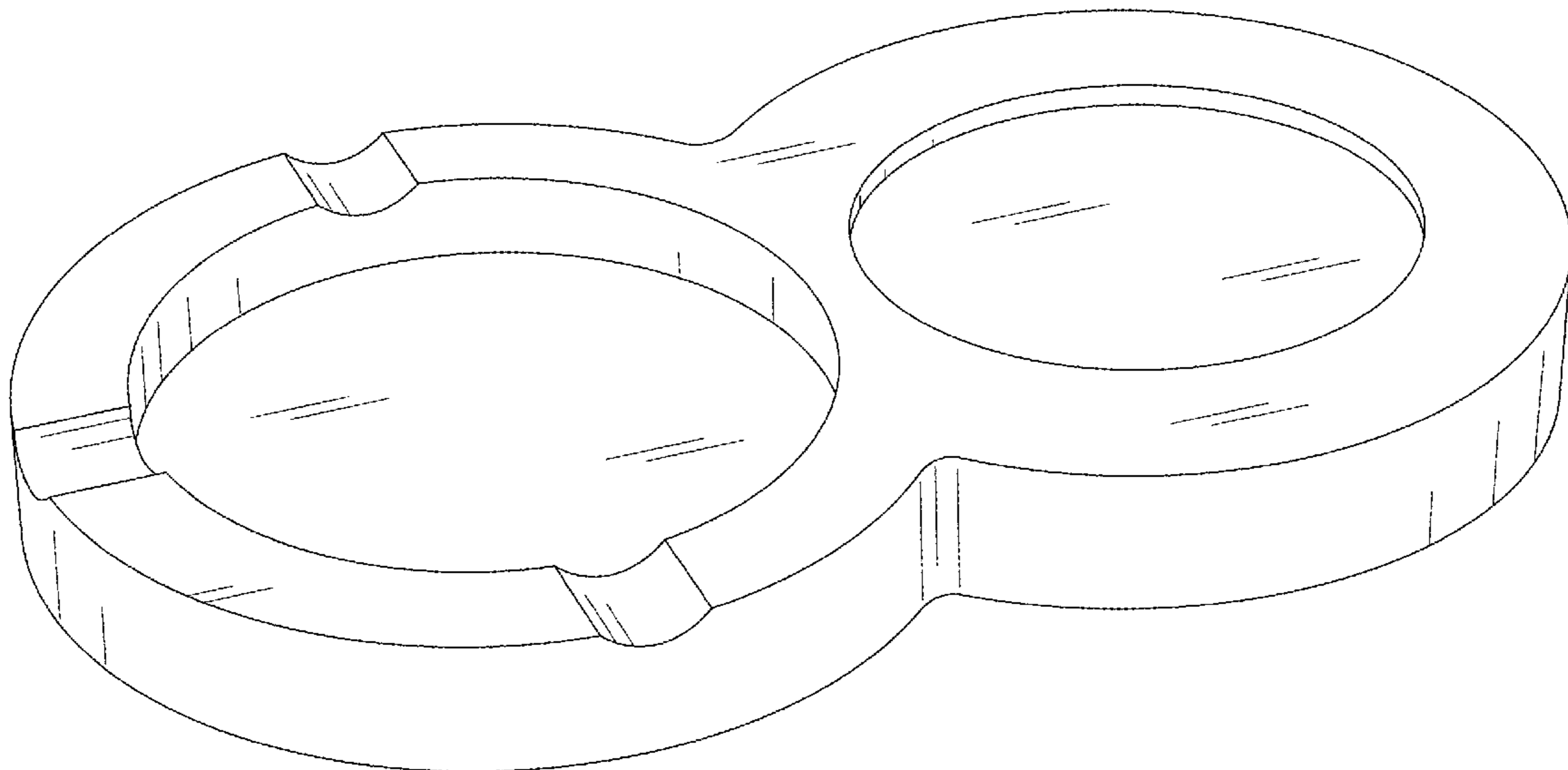
The ornamental design for a coaster, as shown and described.

DESCRIPTION

FIG. 1 is an upper perspective view of a coaster design; FIG. 2 is a top view of the coaster design of FIG. 1; FIG. 3 is a first side view of the coaster design of FIG. 1; FIG. 4 is a second side view of the coaster design of FIG. 1; FIG. 5 is a front view of the coaster design of FIG. 1; and, FIG. 6 is a rear view of the coaster of FIG. 1.

The surface shade lines illustrated in the drawings are provided to highlight the contour of the design; they are not intended to be illustrative of texture or gloss.

1 Claim, 6 Drawing Sheets



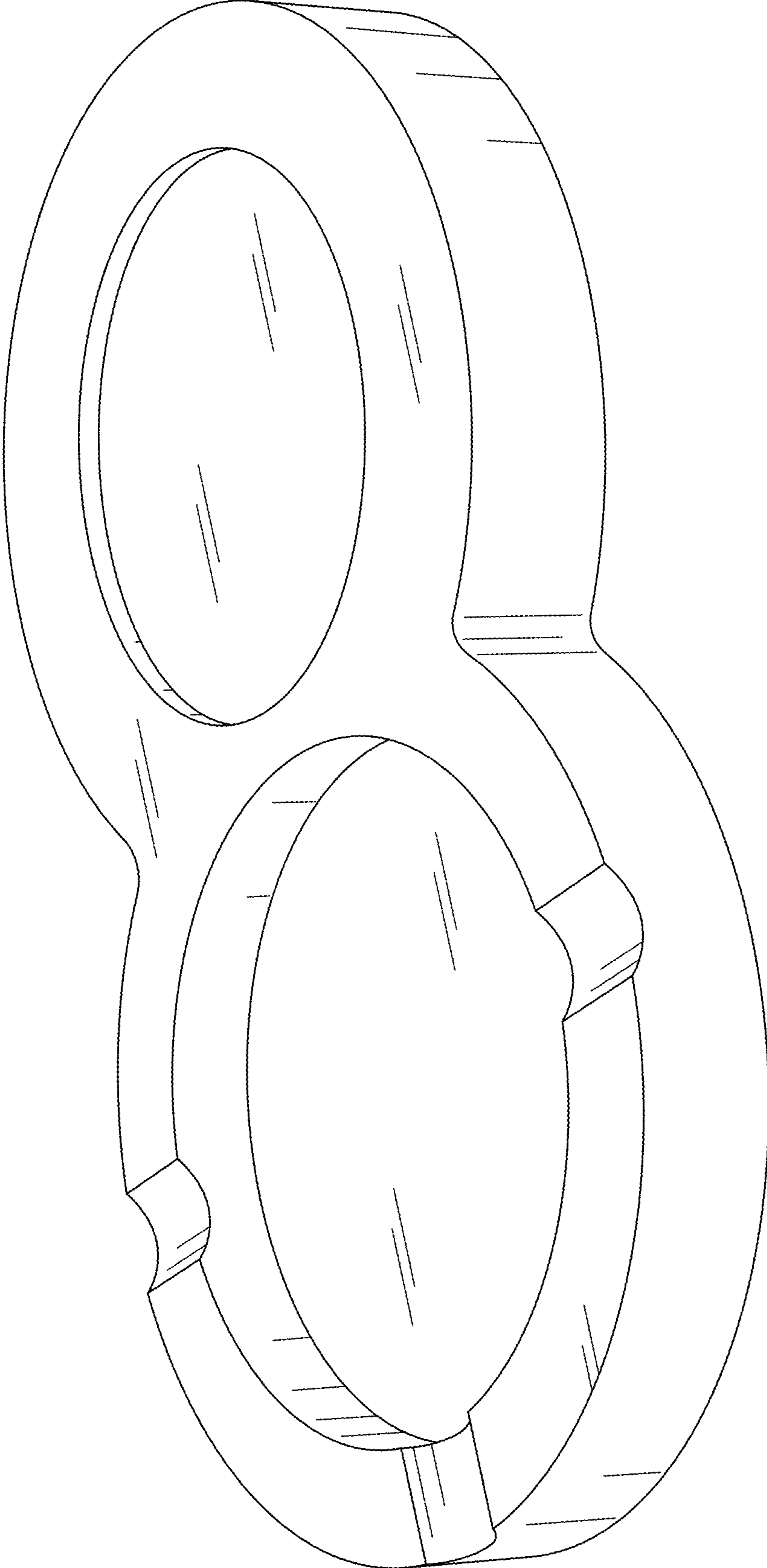


FIG. 1

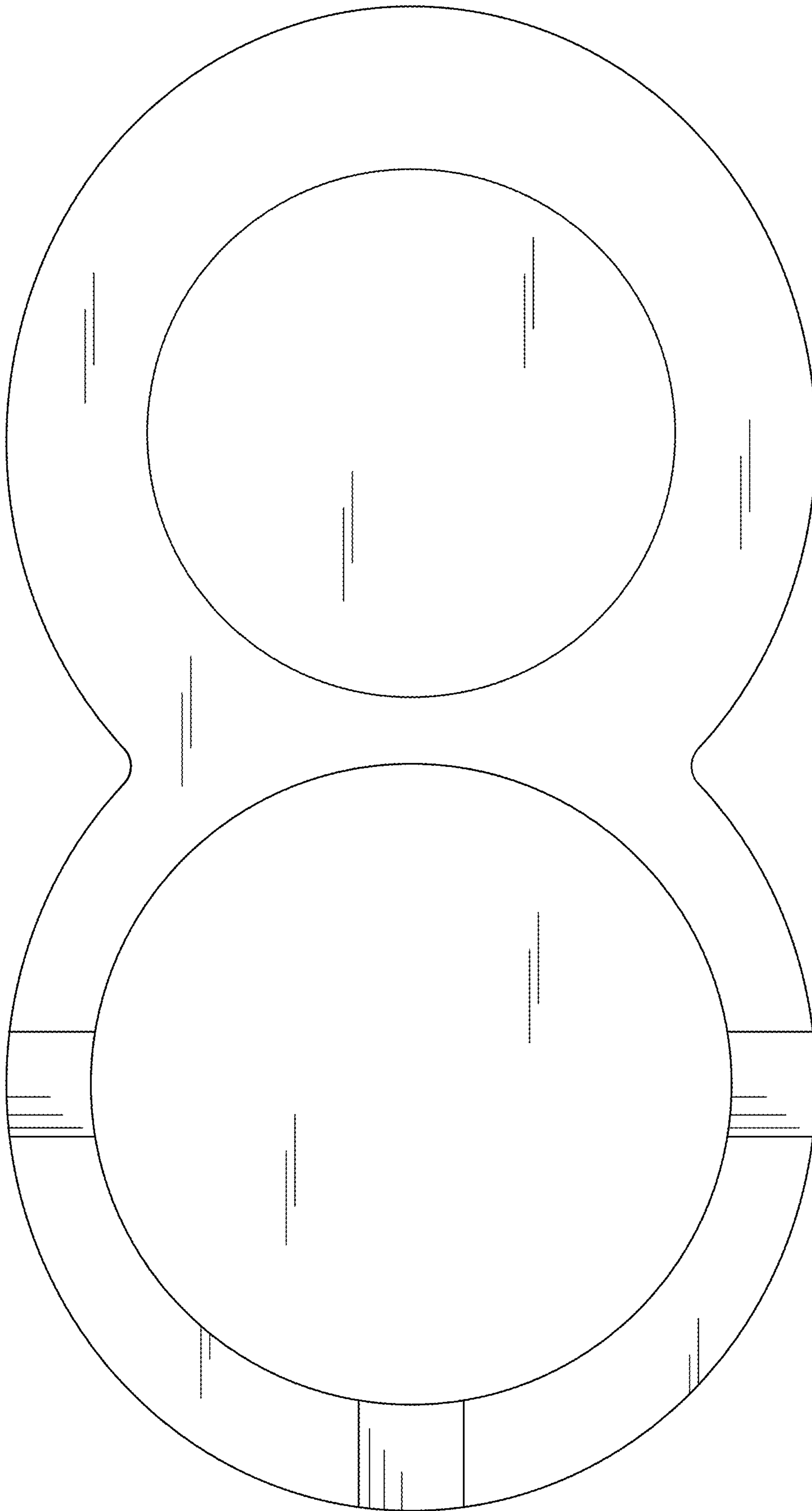


FIG. 2

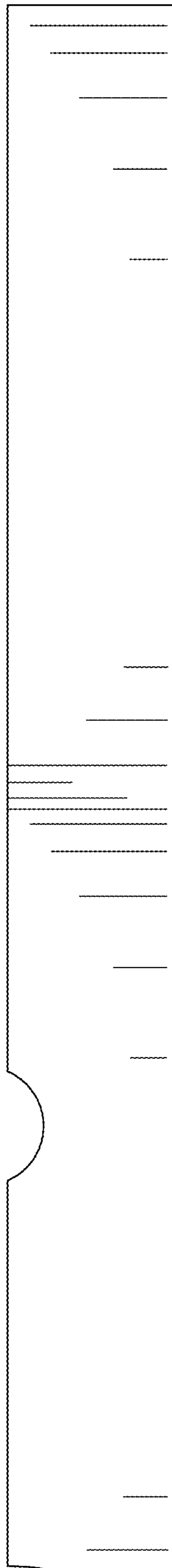


FIG. 3




FIG. 4

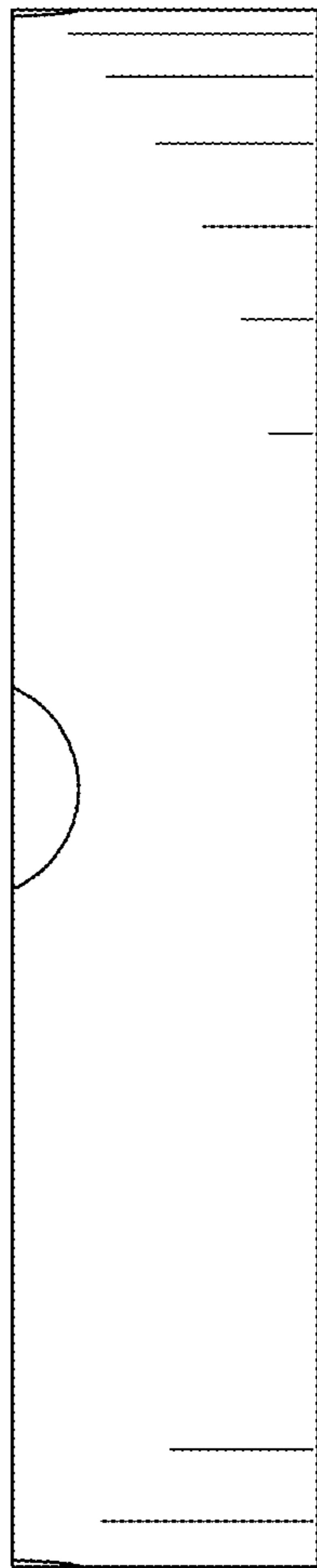


FIG. 5




FIG. 6