



US00D888471S

(12) **United States Design Patent**
Goodman et al.

(10) **Patent No.:** **US D888,471 S**
(45) **Date of Patent:** **** *Jun. 30, 2020**

(54) **ORGANIZER**

(71) Applicant: **Spectrum Diversified Designs, LLC**,
Streetsboro, OH (US)

(72) Inventors: **Aaron Goodman**, Beachwood, OH
(US); **Megan Dittrich**, Twinsburg, OH
(US)

(73) Assignee: **SPECTRUM DIVERSIFIED
DESIGNS, LLC**, Streetsboro, OH (US)

(*) Notice: This patent is subject to a terminal dis-
claimer.

(**) Term: **15 Years**

(21) Appl. No.: **29/725,765**

(22) Filed: **Feb. 27, 2020**

Related U.S. Application Data

(63) Continuation of application No. 29/632,417, filed on
Jan. 8, 2018, now Pat. No. Des. 880,910.

(51) **LOC (12) Cl.** **06-06**

(52) **U.S. Cl.**
USPC **D6/675.5**

(58) **Field of Classification Search**

USPC D6/334, 349, 641–642, 653–653.1,
D6/654–654.1, 655–655.1, 657, 673, 675,
D6/675.5

CPC A47B 39/00; A47B 83/02; A47C 5/14;
A47C 15/00; A47C 11/00

See application file for complete search history.

(56) **References Cited**

U.S. PATENT DOCUMENTS

D243,908 S * 4/1977 Neff D6/675
D296,600 S 7/1988 Singerman
D332,725 S * 1/1993 May D7/704
5,191,985 A 3/1993 Licari

D362,567 S * 9/1995 Licari D6/657
D370,780 S * 6/1996 Bunger D3/272
D383,283 S 9/1997 Hankins, III
D443,147 S * 6/2001 Vincent D6/300
D444,628 S * 7/2001 Schwarz D23/209
D455,292 S * 4/2002 Hardy D6/675
D484,666 S 12/2003 Caya
7,048,346 B2 * 5/2006 Saravis A47B 47/0033
312/111
D537,249 S * 2/2007 Shapiro D3/305
D590,634 S * 4/2009 Nigro D6/675.5
D600,944 S * 9/2009 McConnell D6/675
D653,876 S * 2/2012 Snider D6/675.5
D692,666 S 11/2013 Goodman
D721,904 S 2/2015 Tsai

(Continued)

OTHER PUBLICATIONS

Scout Wire Wall Mounted Coat Rack | Birch Lane [online], <https://www.birchlane.com/living/pdp/scout-wire-all-mounted-coat-rack-sgbh5607.html?piid=>. dated: Dec. 15, 2017. 1 page.

Primary Examiner — Kelley A Donnelly

(74) *Attorney, Agent, or Firm* — Tucker Ellis LLP

(57) **CLAIM**

The ornamental design for an organizer, as shown and
described.

DESCRIPTION

FIG. 1 is a perspective view of an organizer showing our
new design.

FIG. 2 is a front view thereof.

FIG. 3 is a rear view thereof.

FIG. 4 is a right side view thereof.

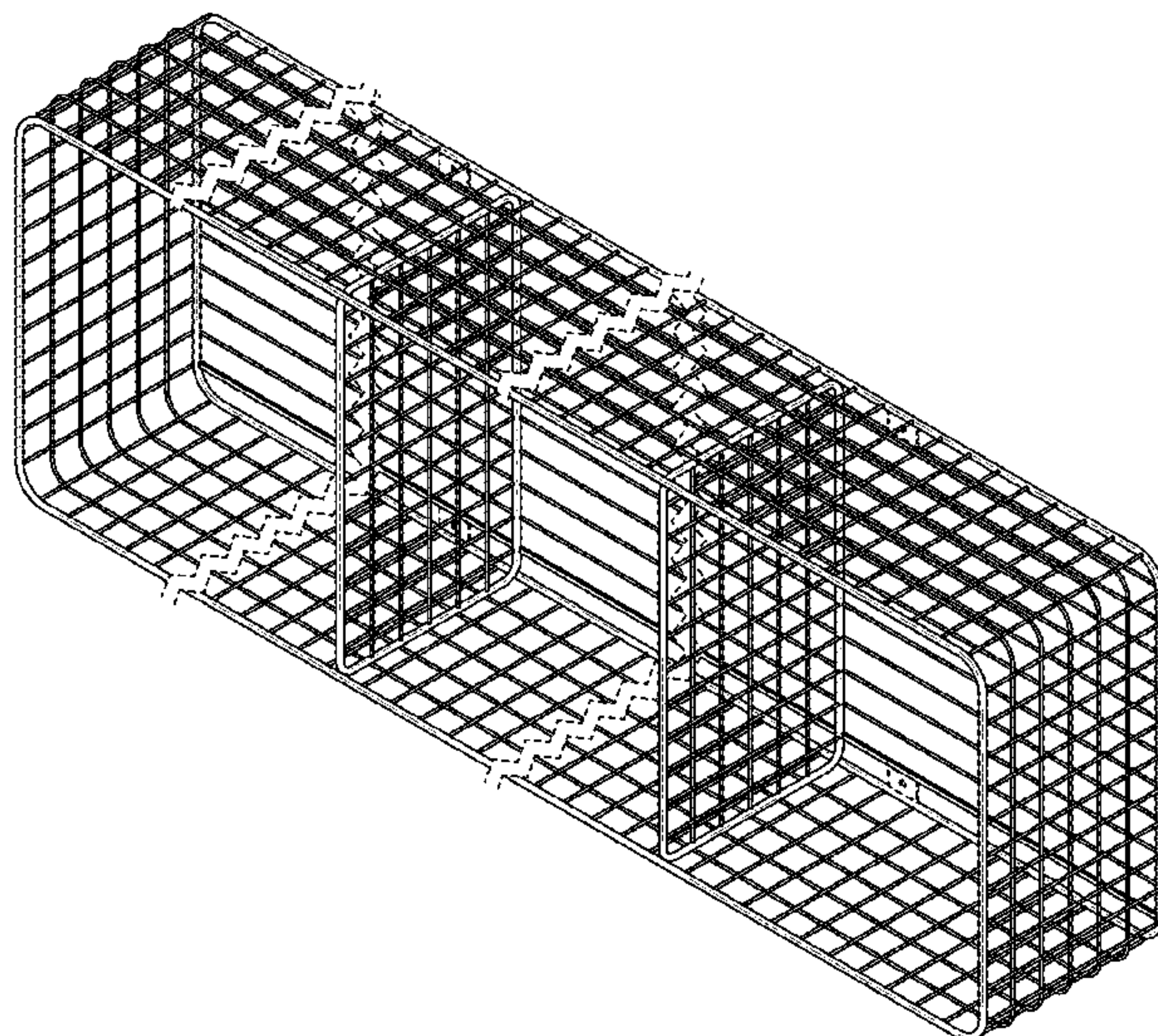
FIG. 5 is a left side view thereof.

FIG. 6 is a top view thereof; and,

FIG. 7 is a bottom view thereof.

The broken lines show portions of the design that form no
part of the claimed design. The break lines represent sections
of the organizer of indeterminate length.

1 Claim, 4 Drawing Sheets



(56)

References Cited

U.S. PATENT DOCUMENTS

9,427,675 B2 * 8/2016 Yang A63H 33/04
D784,698 S 4/2017 Goodman
D828,706 S 9/2018 Velez
D850,166 S * 6/2019 Chiang D6/672
D851,958 S 6/2019 Goodman
D874,193 S * 2/2020 Goodman D6/675.5
2004/0134869 A1 * 7/2004 Yang A47B 47/0033
211/181.1
2018/0146776 A1 * 5/2018 Lye A47B 47/0091

* cited by examiner

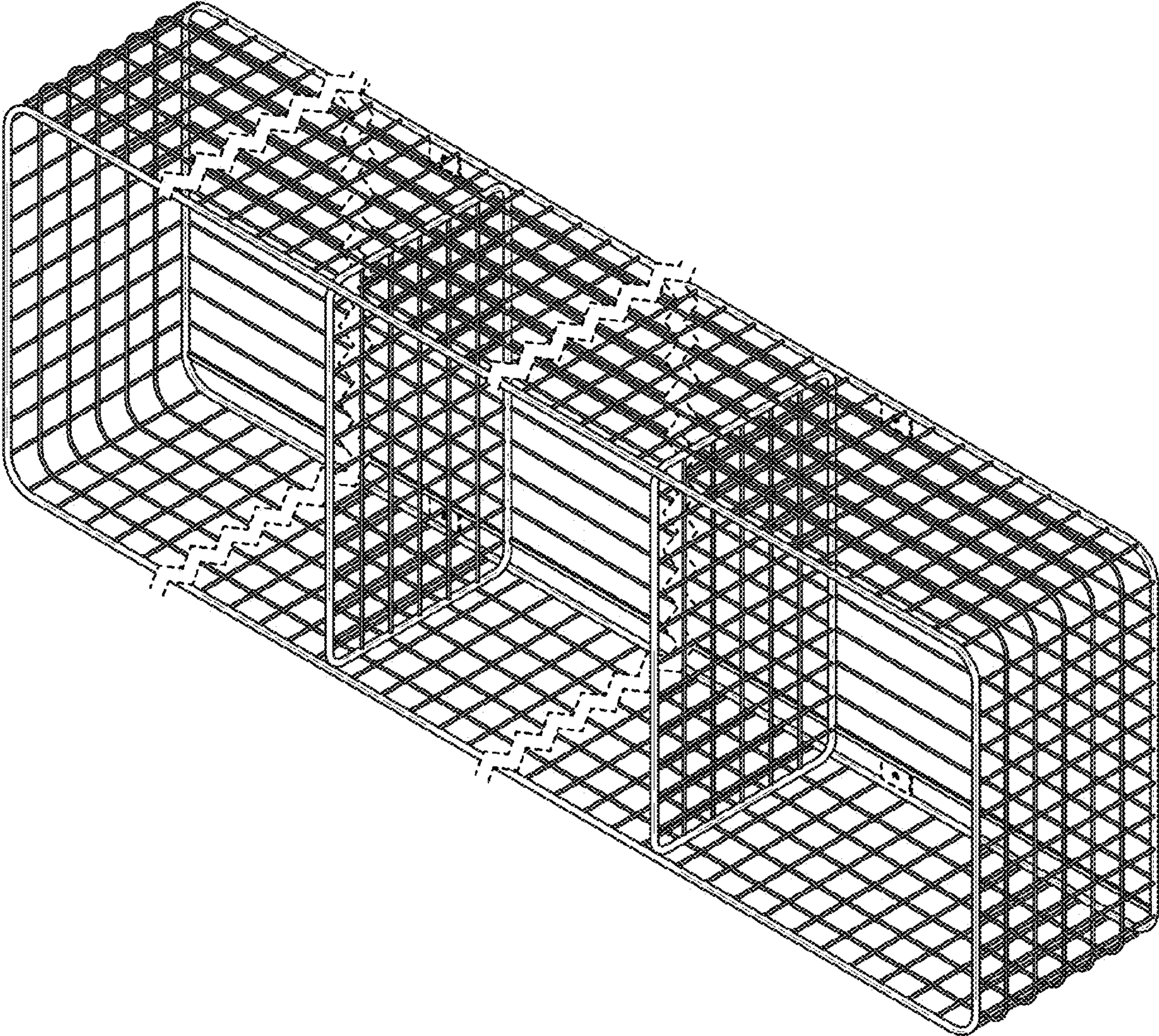


FIG. 1

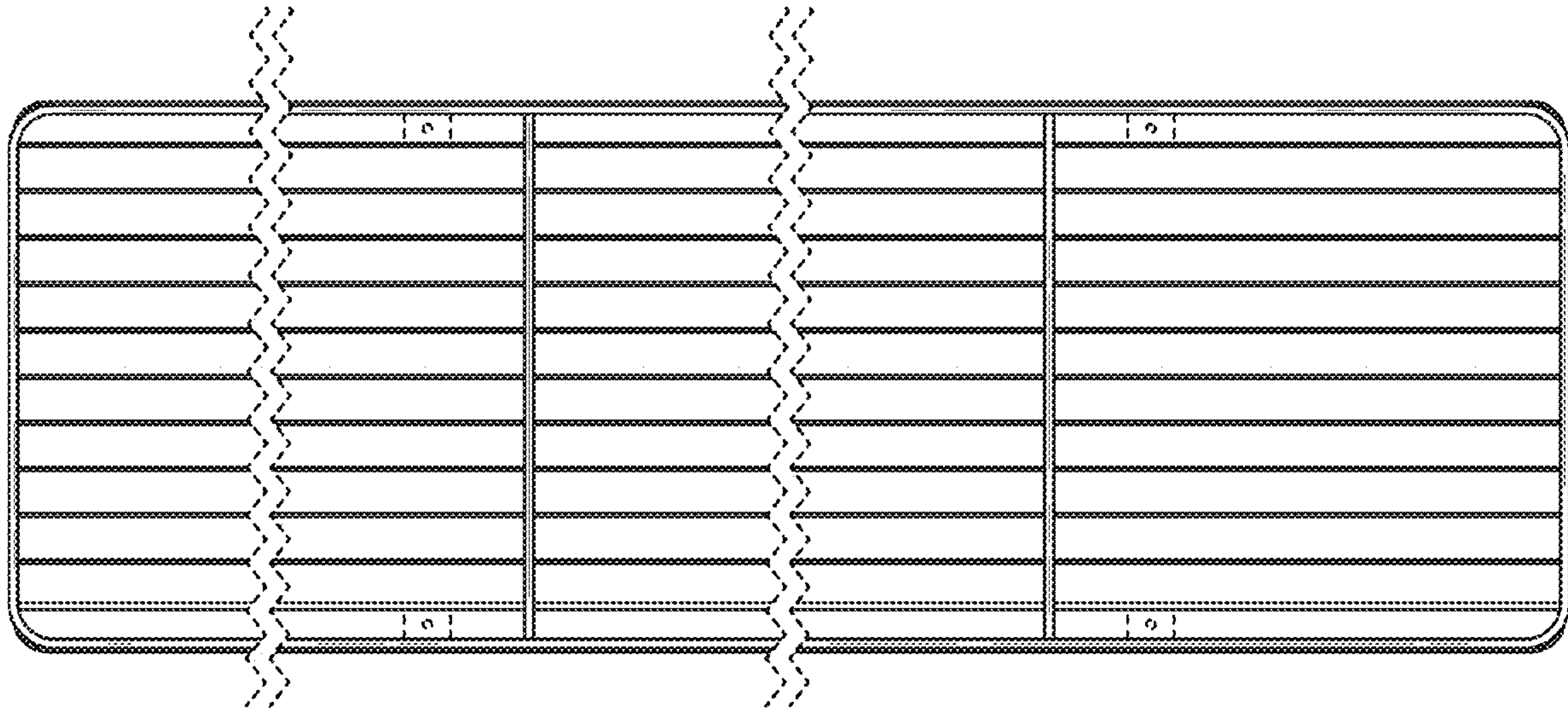


FIG. 2

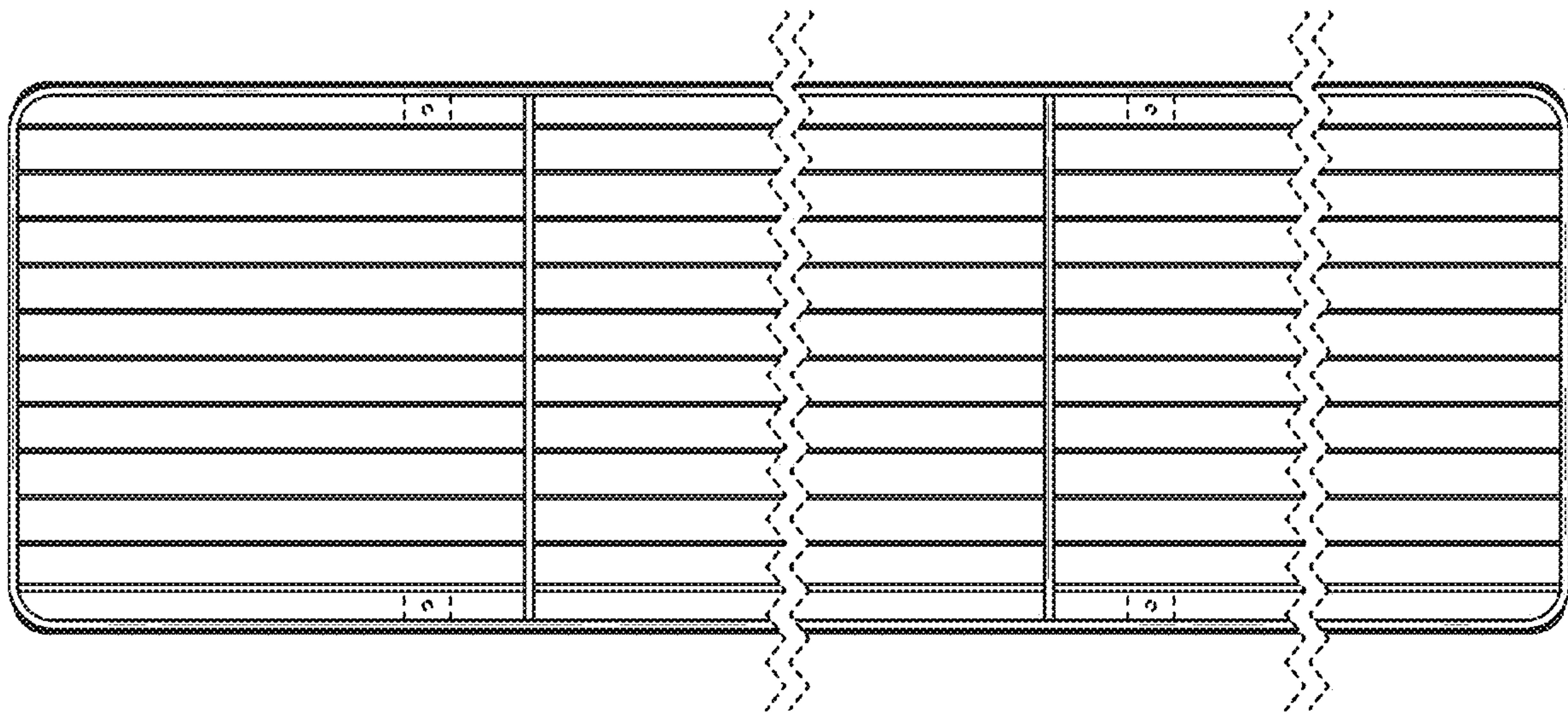


FIG. 3




FIG. 4




FIG. 5

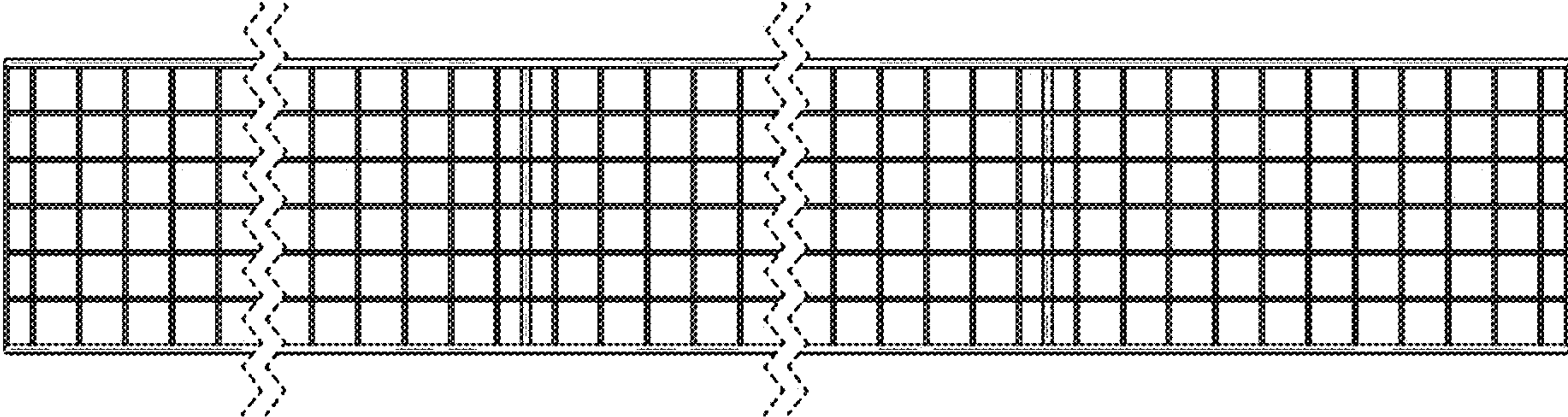


FIG. 6

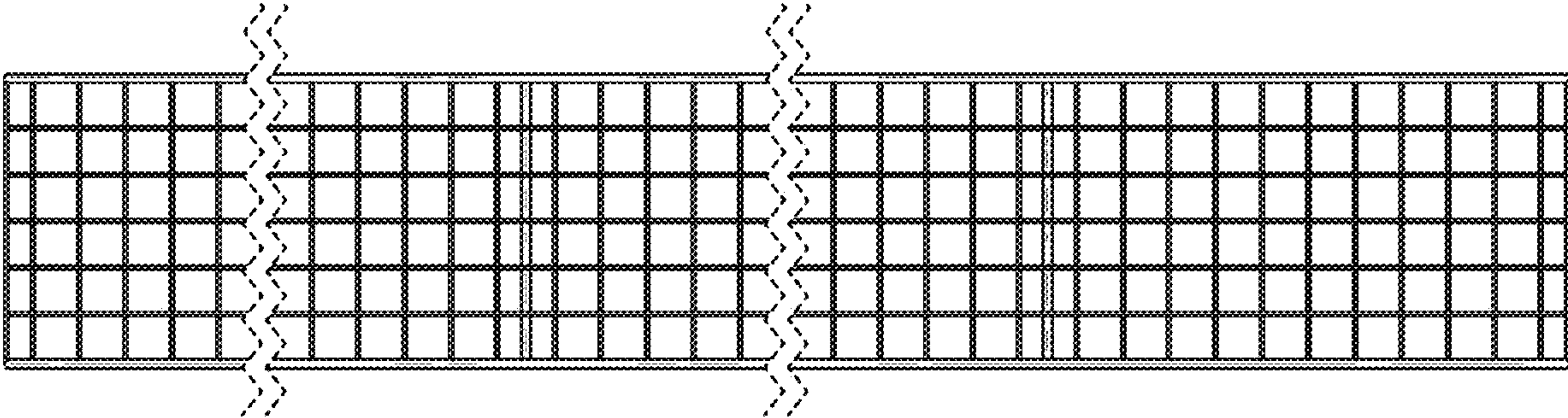


FIG. 7