



US00D888455S

(12) **United States Design Patent**  
**Xu et al.**

(10) **Patent No.:** **US D888,455 S**  
(45) **Date of Patent:** **\*\* Jun. 30, 2020**

(54) **CHAIR**

(71) Applicant: **Hang Zhou Hengfeng Furniture Limited Company**, Hangzhou (CN)

(72) Inventors: **Yaoping Xu**, Hangzhou (CN);  
**Xianping Wang**, Hangzhou (CN)

(73) Assignee: **Hang Zhou Hengfeng Furniture Limited Company**, Hangzhou (CN)

(\*\*) Term: **15 Years**

(21) Appl. No.: **29/694,255**

(22) Filed: **Jun. 10, 2019**

(51) **LOC (12) Cl.** ..... **06-01**

(52) **U.S. Cl.**  
USPC ..... **D6/375**

(58) **Field of Classification Search**  
USPC ..... D6/334, 349, 369, 374–376, 379–382,  
D6/711, 708.16, 716.1  
CPC .... A47C 3/04; A47C 3/12; A47C 5/04; A47C  
5/12; A47C 5/14; A47C 7/02; A47C 7/16;  
A47C 7/18; A47C 7/24; A47C 11/00;  
A47C 15/002; A47C 17/02  
See application file for complete search history.

(56) **References Cited**

**U.S. PATENT DOCUMENTS**

D334,296 S \* 3/1993 Hutton ..... D6/334  
D646,085 S \* 10/2011 Overthun ..... D6/375

D649,802 S \* 12/2011 Breinholt ..... D6/375  
D667,243 S \* 9/2012 Su ..... D6/716  
D677,918 S \* 3/2013 Citterio ..... D6/366  
D705,587 S \* 5/2014 Caruso ..... D6/716  
D709,297 S \* 7/2014 Starck ..... D6/375  
D742,673 S \* 11/2015 Dorigo ..... D6/375  
D759,988 S \* 6/2016 Dorigo ..... D6/375  
D772,594 S \* 11/2016 Fukasawa ..... D6/375  
D799,845 S \* 10/2017 Cvek ..... D6/375  
D828,050 S \* 9/2018 Citterio ..... D6/375  
D878,784 S \* 3/2020 Hurford ..... D6/365

\* cited by examiner

*Primary Examiner* — R. Johnson

(74) *Attorney, Agent, or Firm* — JCIP Global Inc.



(57) **CLAIM**

The ornamental design for a chair, as shown and described.

**DESCRIPTION**

FIG. 1 is a first perspective view of a chair showing our new design;  
FIG. 2 is a second perspective view thereof;  
FIG. 3 is a front view thereof;  
FIG. 4 is a rear view thereof;  
FIG. 5 is a left side view thereof;  
FIG. 6 is a right side view thereof;  
FIG. 7 is a top view thereof; and,  
FIG. 8 is a bottom view thereof.

**1 Claim, 5 Drawing Sheets**






FIG. 1






FIG. 2



FIG. 3




FIG. 4






FIG. 5




FIG. 6




FIG. 7




FIG. 8