



US00D888445S

(12) **United States Design Patent**  
**Luis**

(10) **Patent No.:** **US D888,445 S**  
(45) **Date of Patent:** **\*\* Jun. 30, 2020**

- (54) **SEAT**
- (71) Applicant: **KARMA AUTOMOTIVE LLC**,  
Irvine, CA (US)
- (72) Inventor: **Andre Franco Luis**, Irvine, CA (US)
- (73) Assignee: **KARMA AUTOMOTIVE LLC**,  
Irvine, CA (US)
- (\*\*) Term: **15 Years**
- (21) Appl. No.: **29/685,727**
- (22) Filed: **Mar. 29, 2019**
- (51) **LOC (12) Cl.** ..... **06-01**
- (52) **U.S. Cl.**  
USPC ..... **D6/356**
- (58) **Field of Classification Search**  
USPC ..... D6/334, 356, 360, 369, 370, 374, 376,  
D6/716, 716.1, 716.2, 716.3, 716.4,  
D6/716.5, 716.7, 366; D21/521, 533,  
D21/548; D12/133  
CPC .... A61H 2201/0149; B60N 2/06; B60N 2/20;  
B60N 2/22; B60N 2/58; B60N 2/68;  
B60N 2/80; B60N 2/643; B60N 2/888;  
B60N 2/859; B60N 2/1615; B60N  
2/7035; B60N 2/42745; B60N 2002/0272;  
B60N 2205/35; B60N 2/44; B60N 2/56;  
B60N 2/206; B60N 2/366; B60N 2/933;  
B60N 2/2222; B60N 2/2245; B60N  
2/686; B60N 2/688; F16B 2/08; F16B  
2/803; F16B 45/00  
See application file for complete search history.

D536,185 S *	2/2007	Ritzel	.....	D6/356
D574,619 S *	8/2008	Maezono	.....	D6/356
8,100,472 B2 *	1/2012	Humer	.....	B60N 2/4228 297/216.12
D695,535 S *	12/2013	Moburg	.....	D6/356
D710,119 S *	8/2014	Tilscher	.....	D6/356
D721,895 S *	2/2015	Beermann	.....	D6/356
D752,353 S *	3/2016	Owaku	.....	D6/356
D773,197 S *	12/2016	Grimmel	.....	D6/356
D776,475 S *	1/2017	Makita	.....	D6/356
9,573,503 B2 *	2/2017	Nie	.....	B60N 2/986
9,637,035 B2 *	5/2017	Abe	.....	B60N 2/646
D792,726 S *	7/2017	Patir	.....	D6/356
D805,313 S *	12/2017	Varga	.....	D6/356
D808,185 S *	1/2018	Kondo	.....	D6/356
10,059,226 B2 *	8/2018	Inoue	.....	B60N 2/68
D870,477 S *	12/2019	Fujita	.....	D6/356
D874,841 S *	2/2020	Moburg	.....	D6/356
2009/0234544 A1 *	9/2009	Humer	.....	B60N 2/4228 701/49

\* cited by examiner

*Primary Examiner* — Kevin K Rudzinski  
*Assistant Examiner* — Paul D Bohannon  
(74) *Attorney, Agent, or Firm* — Gordon Rees Scully  
Mansukhani, LLP

(57) **CLAIM**

The ornamental design for a seat, as shown and described.

**DESCRIPTION**

FIG. 1 is a front and left side perspective view of a seat.  
FIG. 2 is a front view of the seat of FIG. 1.  
FIG. 3 is a rear view of the seat of FIG. 1.  
FIG. 4 is a right side view of the seat of FIG. 1.  
FIG. 5 is a left side view of the seat of FIG. 1.  
FIG. 6 is a top view of the seat of FIG. 1; and,  
FIG. 7 is a bottom view of the seat of FIG. 1.  
The dashed lines showing the various parts of the seat are for illustrative purposes only and form no part of the claimed design.

**1 Claim, 7 Drawing Sheets**

(56) **References Cited**  
U.S. PATENT DOCUMENTS

D396,152 S *	7/1998	Beermann	.....	D6/356
D496,534 S *	9/2004	Pfeiffer	.....	D6/356
D506,084 S *	6/2005	Beermann	.....	D6/356

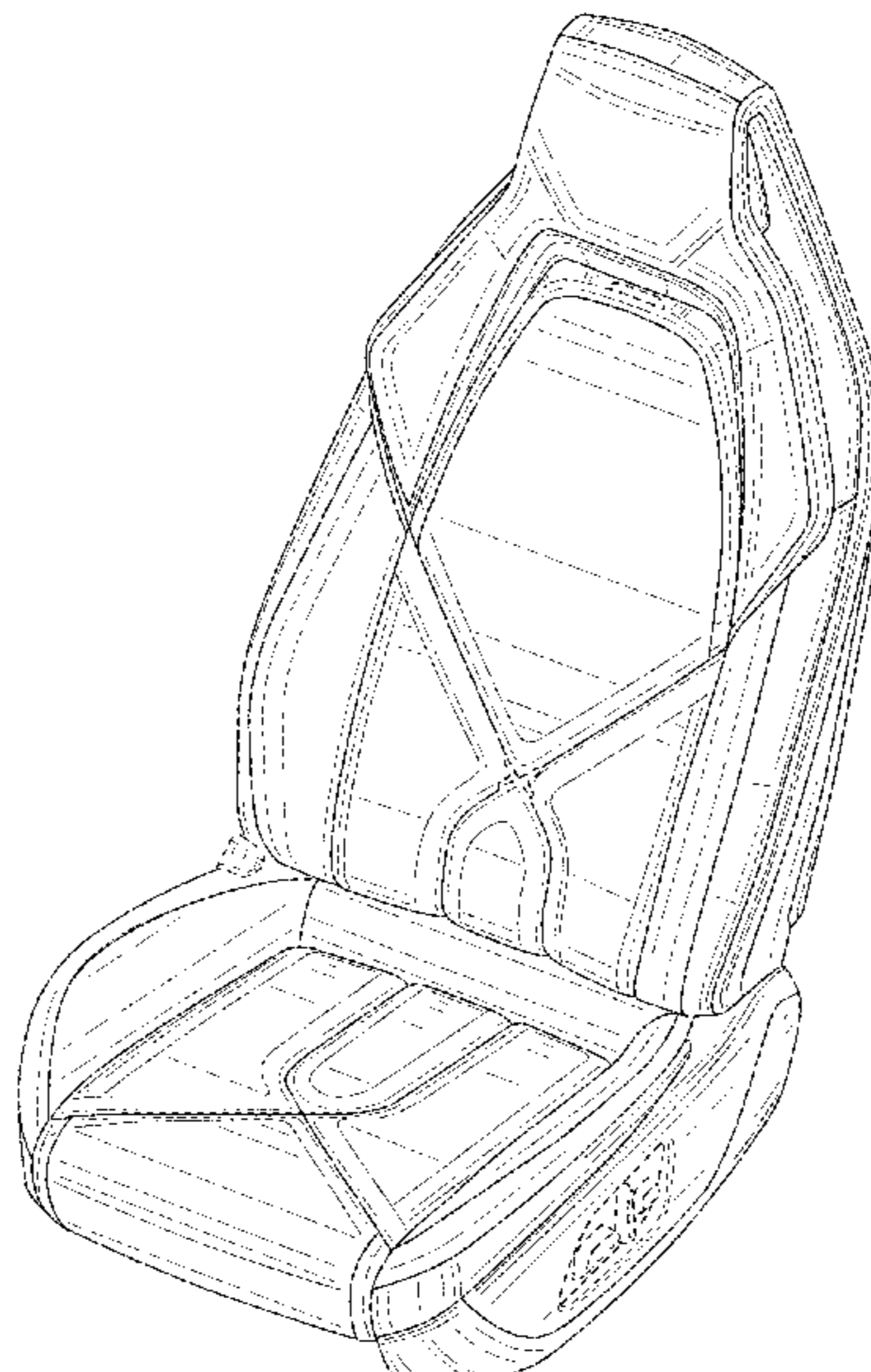




FIG. 1

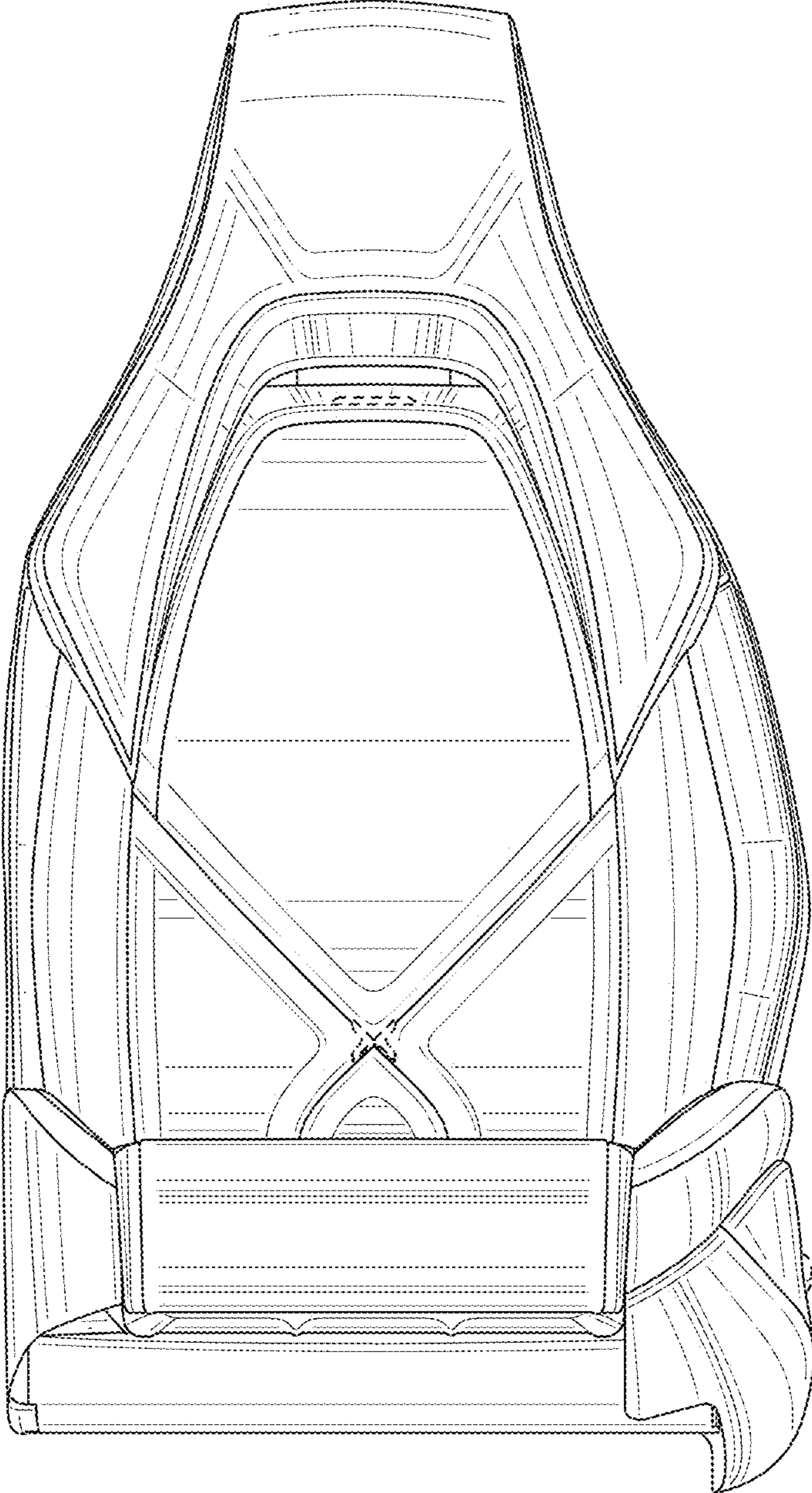


FIG. 2

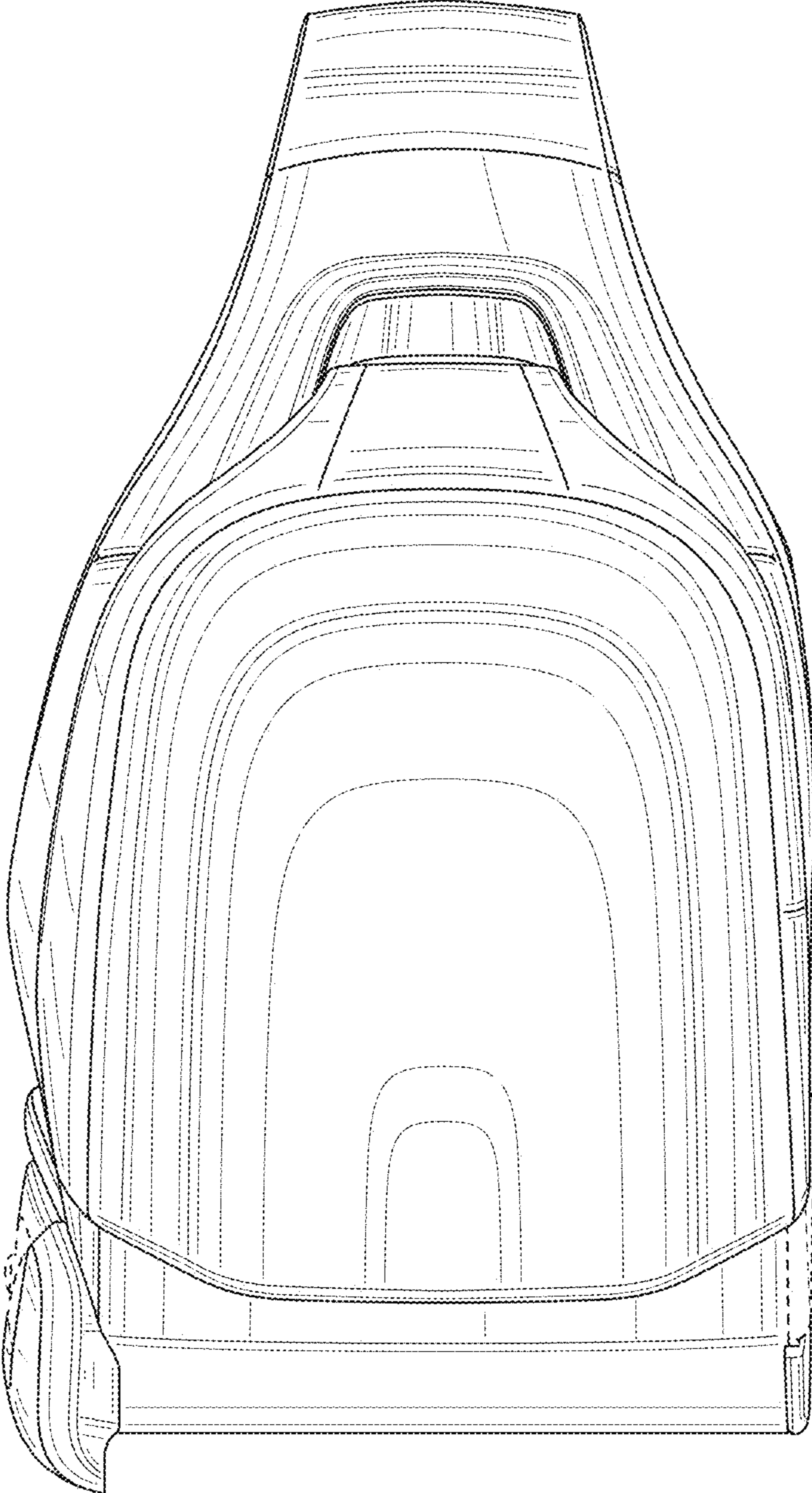


FIG. 3

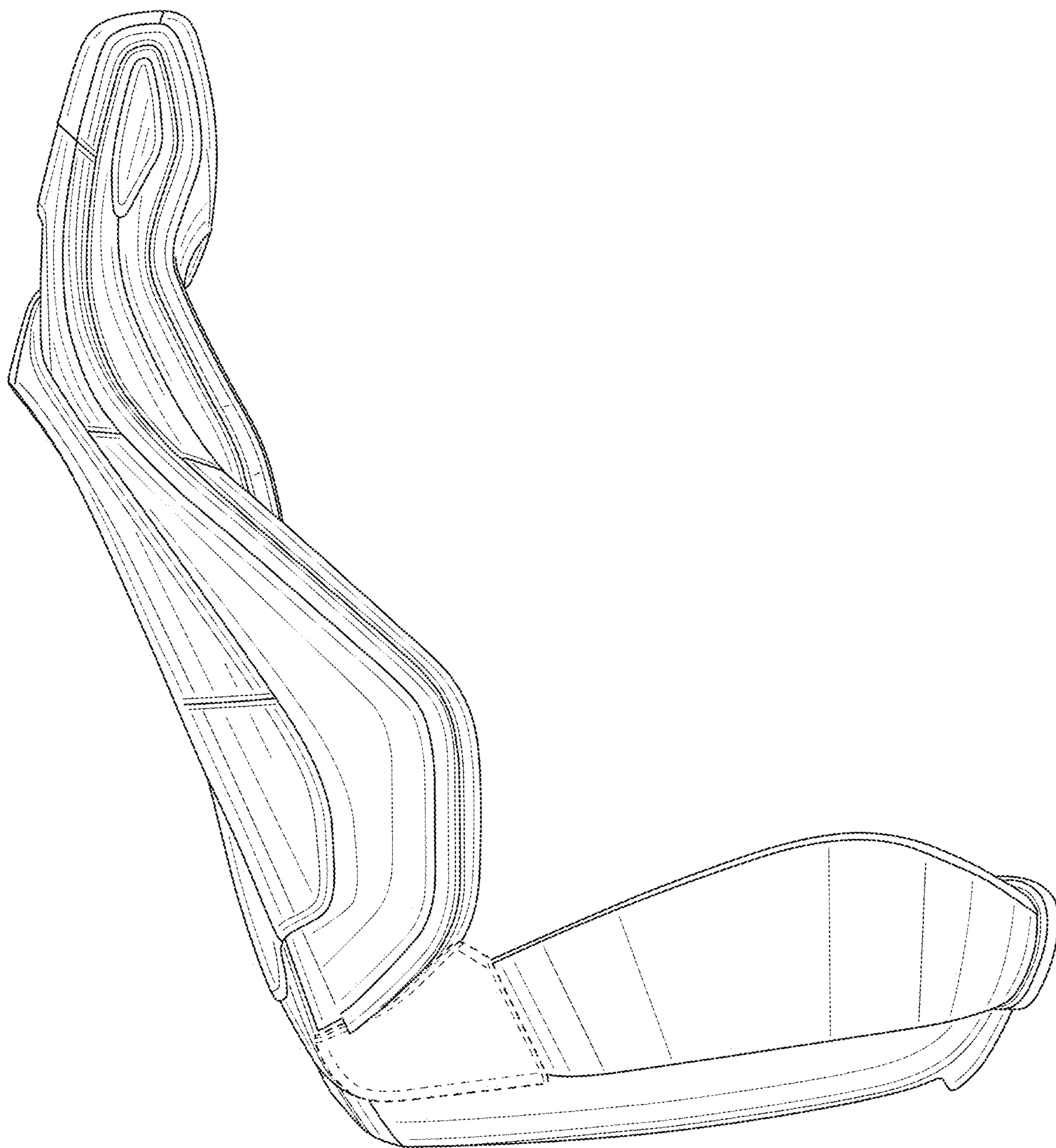


FIG. 4

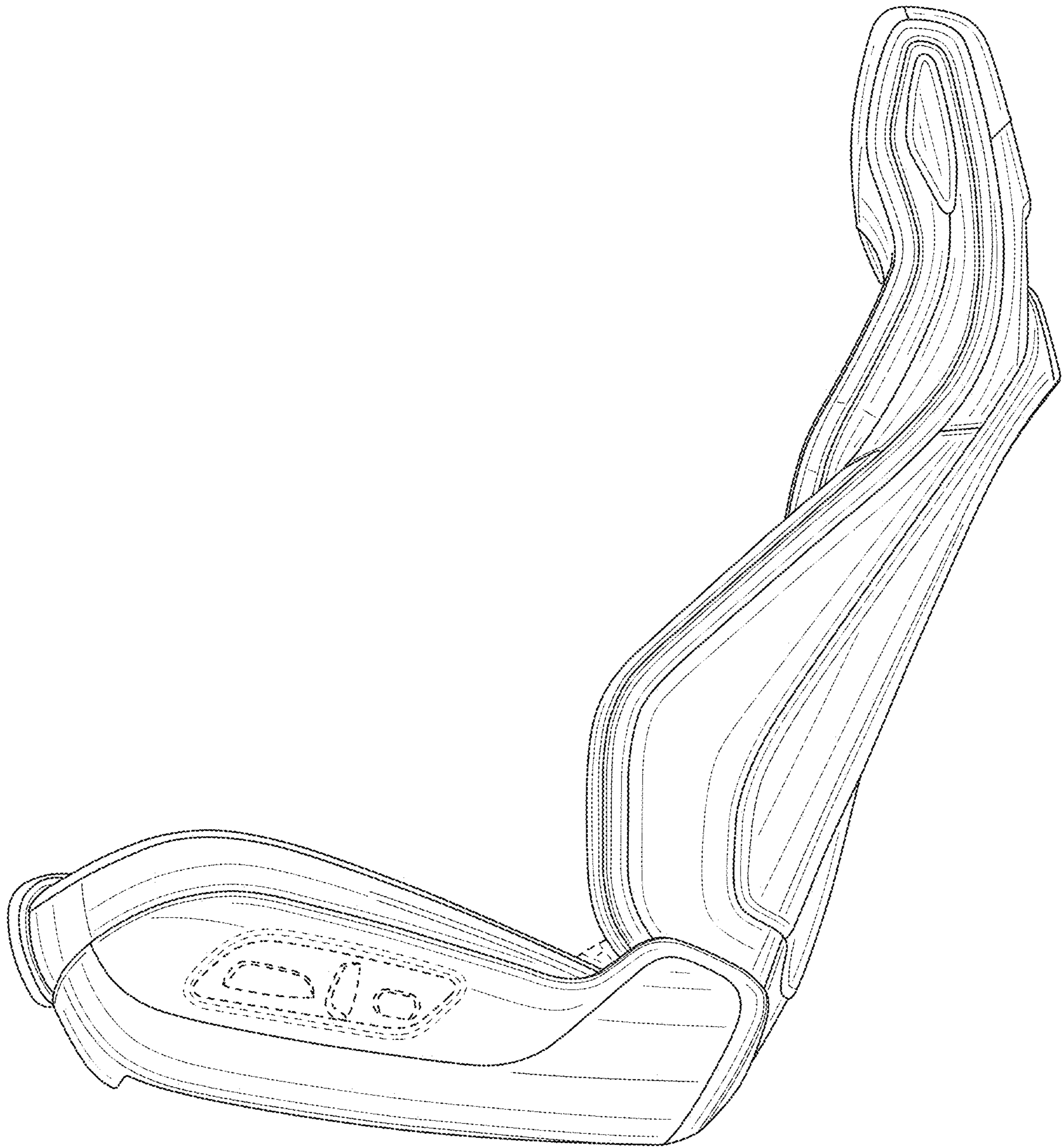


FIG. 5

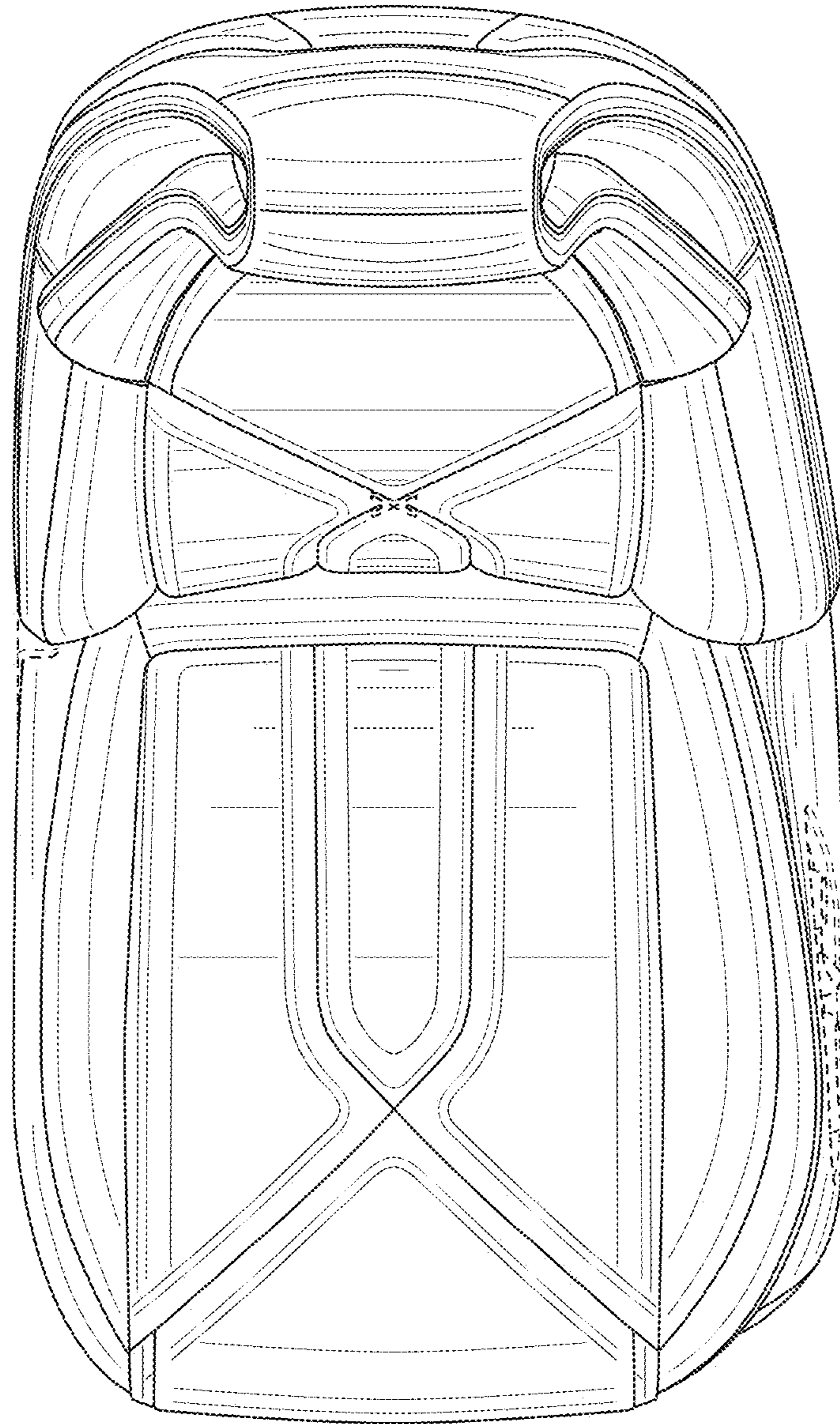


FIG. 6




FIG. 7