



US00D888421S

(12) **United States Design Patent**
Strand et al.

(10) **Patent No.:** **US D888,421 S**

(45) **Date of Patent:** **** Jun. 30, 2020**

(54) **FISHING ROD STORAGE DEVICE**

(71) Applicant: **Thule, Inc.**, Seymour, CT (US)

(72) Inventors: **Peter Strand**, Denver, CO (US); **Adam Estep**, Denver, CO (US)

(73) Assignee: **Thule, Inc.**, Seymour, CT (US)

(**) Term: **15 Years**

(21) Appl. No.: **29/665,904**

(22) Filed: **Oct. 8, 2018**

(51) **LOC (12) Cl.** **03-01**

(52) **U.S. Cl.**
USPC **D3/260**

(58) **Field of Classification Search**
USPC D3/201, 254, 260, 262, 269, 273, 300
CPC B60R 9/08; B60R 97/00-97/08
See application file for complete search history.

(56) **References Cited**

U.S. PATENT DOCUMENTS

2,749,645	A *	6/1956	McKern	A01K 97/08	43/26
3,641,697	A *	2/1972	Heidtman	A01K 97/08	43/26
3,674,190	A *	7/1972	Wright	A01K 97/08	206/315.11
3,772,819	A *	11/1973	Ratzlaff	A01K 97/08	43/26
3,811,216	A *	5/1974	Sauey	A01K 97/08	43/26
4,170,801	A *	10/1979	Ward	A01K 97/08	114/343
D254,696	S *	4/1980	Adams	D3/260	
4,546,877	A *	10/1985	Evans	A01K 97/08	206/315.1
4,572,416	A *	2/1986	Upham	B60R 9/08	224/326
D284,423	S *	7/1986	McCallum	D3/260	

4,967,504	A *	11/1990	Craft	A01K 97/08	43/26
D316,327	S *	4/1991	Craft	D3/260	
D320,694	S *	10/1991	Brant	D3/260	
D321,281	S *	11/1991	Cooper	D3/260	
5,341,590	A *	8/1994	Hepworth	A01K 97/08	206/315.11
5,366,076	A *	11/1994	Lyles	A01K 97/08	206/315.11
D410,333	S *	6/1999	Coca	D3/260	

(Continued)

Primary Examiner — Mitchell I. Siegel

(74) *Attorney, Agent, or Firm* — Sterne, Kessler, Goldstein & Fox, P.L.L.C.

(57) **CLAIM**

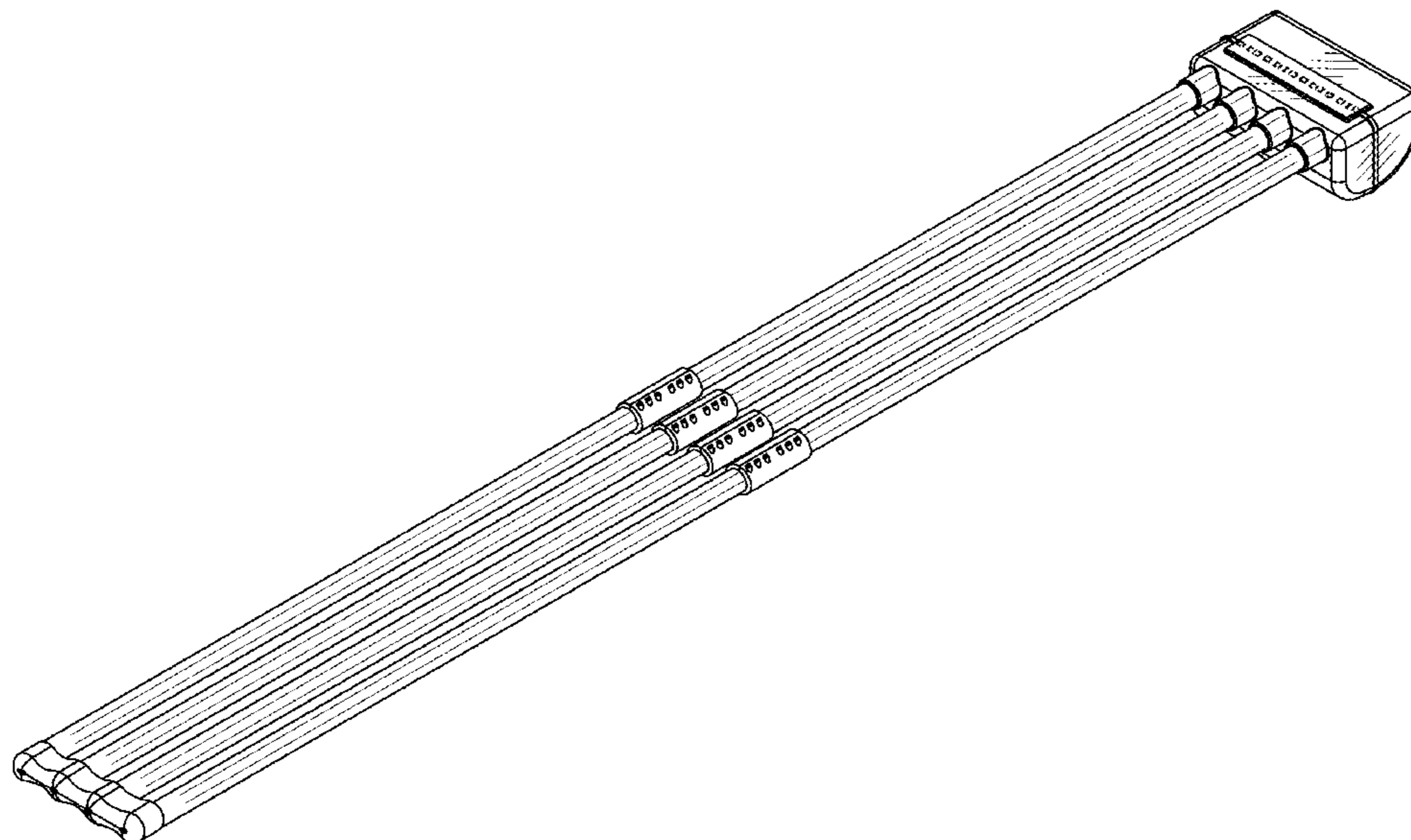
The ornamental design for a fishing rod storage device, as shown and described.

DESCRIPTION

FIG. 1 is a perspective view of a fishing rod storage device showing our new design;
 FIG. 2 is an enlarged front view thereof;
 FIG. 3 is an enlarged rear view thereof;
 FIG. 4 is a top view thereof;
 FIG. 5 is a bottom view thereof;
 FIG. 6 is a left side view thereof;
 FIG. 7 is a right side view thereof;
 FIG. 8 is a perspective view of another fishing rod storage device showing our new design.
 FIG. 9 is an enlarged front view thereof;
 FIG. 10 is an enlarged rear view thereof;
 FIG. 11 is a top view thereof;
 FIG. 12 is a bottom view thereof;
 FIG. 13 is a left side view thereof; and,
 FIG. 14 is a right side view thereof.

The broken lines shown are included for the purpose of illustrating unclaimed subject matter and forms no part of the claimed design.

1 Claim, 8 Drawing Sheets



(56)

References Cited

U.S. PATENT DOCUMENTS

6,062,382 A * 5/2000 Czerkie A01K 97/08
206/315.11
D458,747 S * 6/2002 Hields D3/260
6,408,564 B1 * 6/2002 Murphy A01K 97/08
43/26
6,668,481 B2 * 12/2003 Garcia A01K 97/08
43/26
6,760,994 B2 * 7/2004 Henault A01K 97/08
206/315.11
6,865,841 B2 * 3/2005 Wieringa A01K 97/08
206/315.11
D530,085 S * 10/2006 Quinnan D3/260
7,383,658 B1 * 6/2008 Reichert A01K 97/08
43/26
D653,446 S * 2/2012 Bode D3/260
D771,941 S * 11/2016 Calebaugh D3/260
10,375,944 B2 * 8/2019 Smigaj B60R 9/08

* cited by examiner

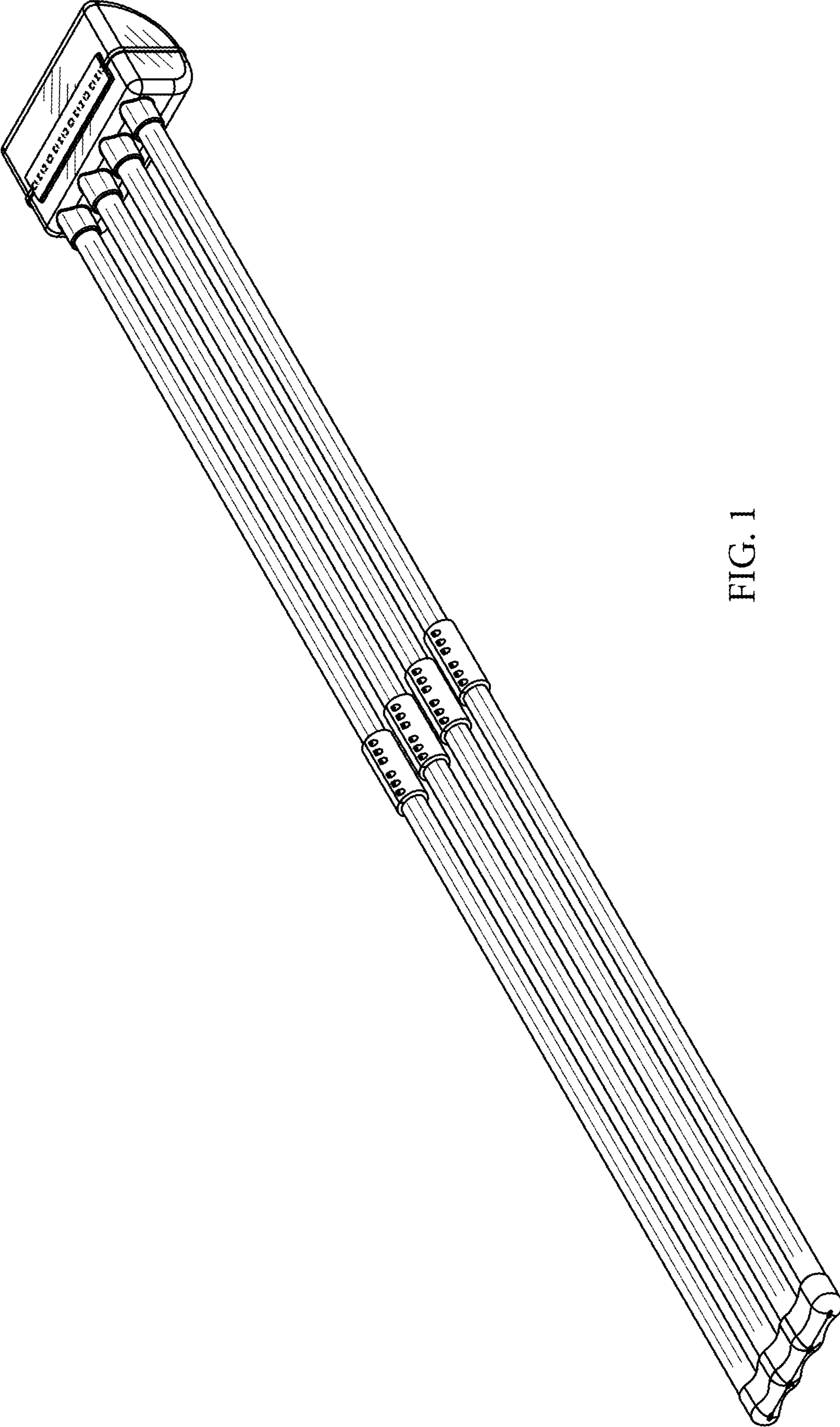


FIG. 1

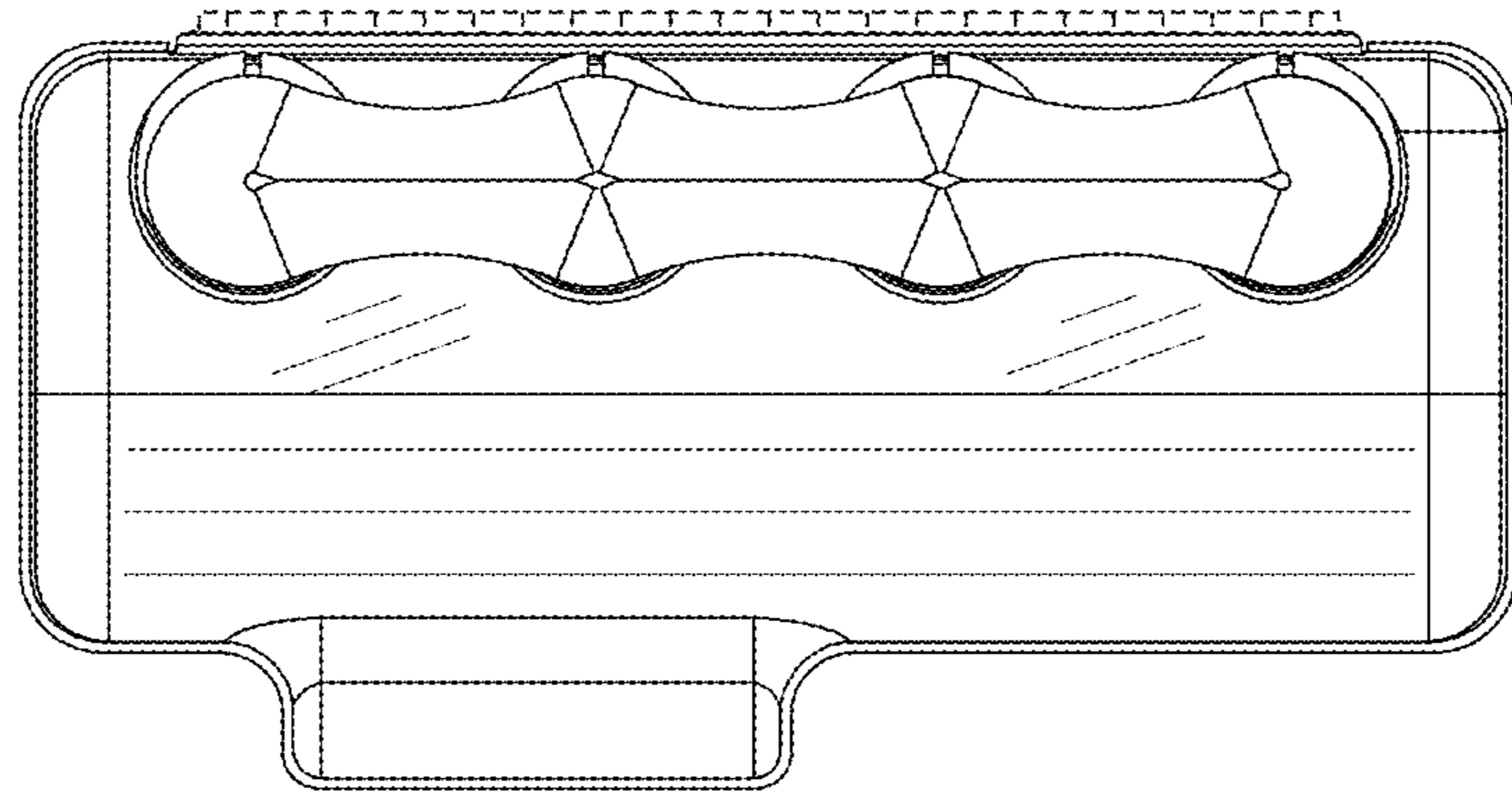


FIG. 2

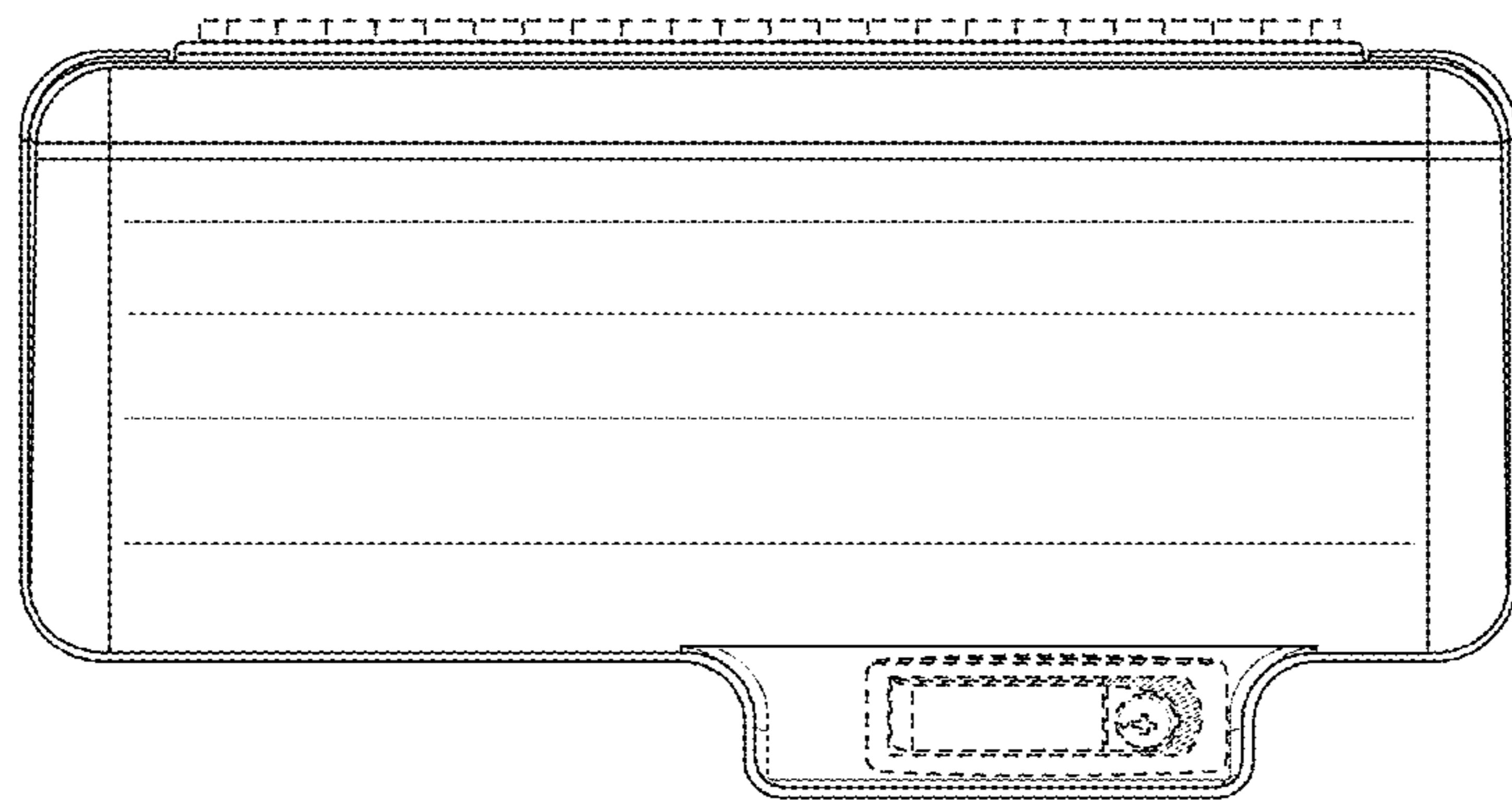


FIG. 3

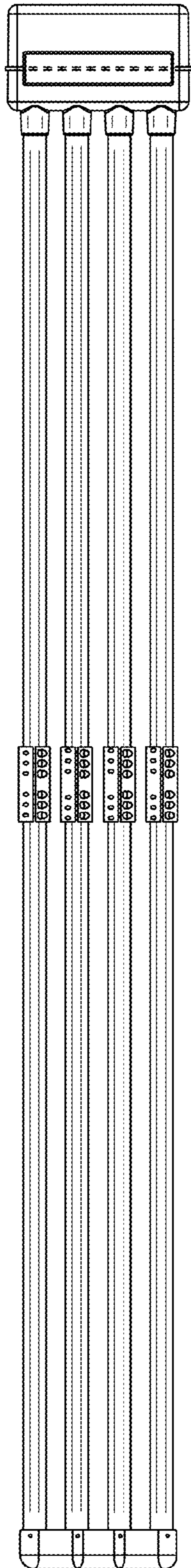


FIG. 4

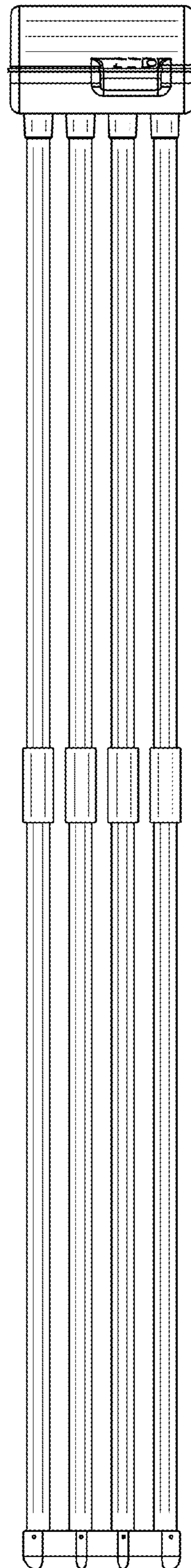


FIG. 5

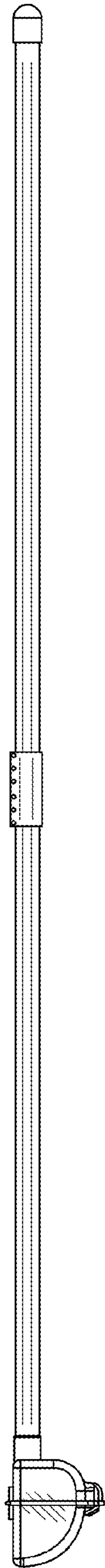


FIG. 6

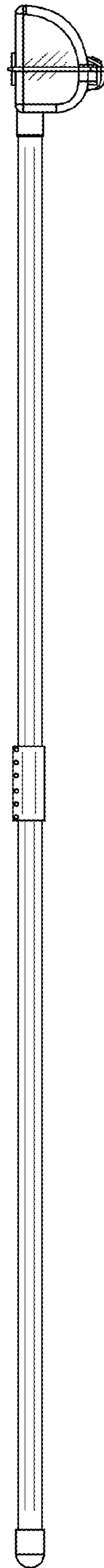


FIG. 7

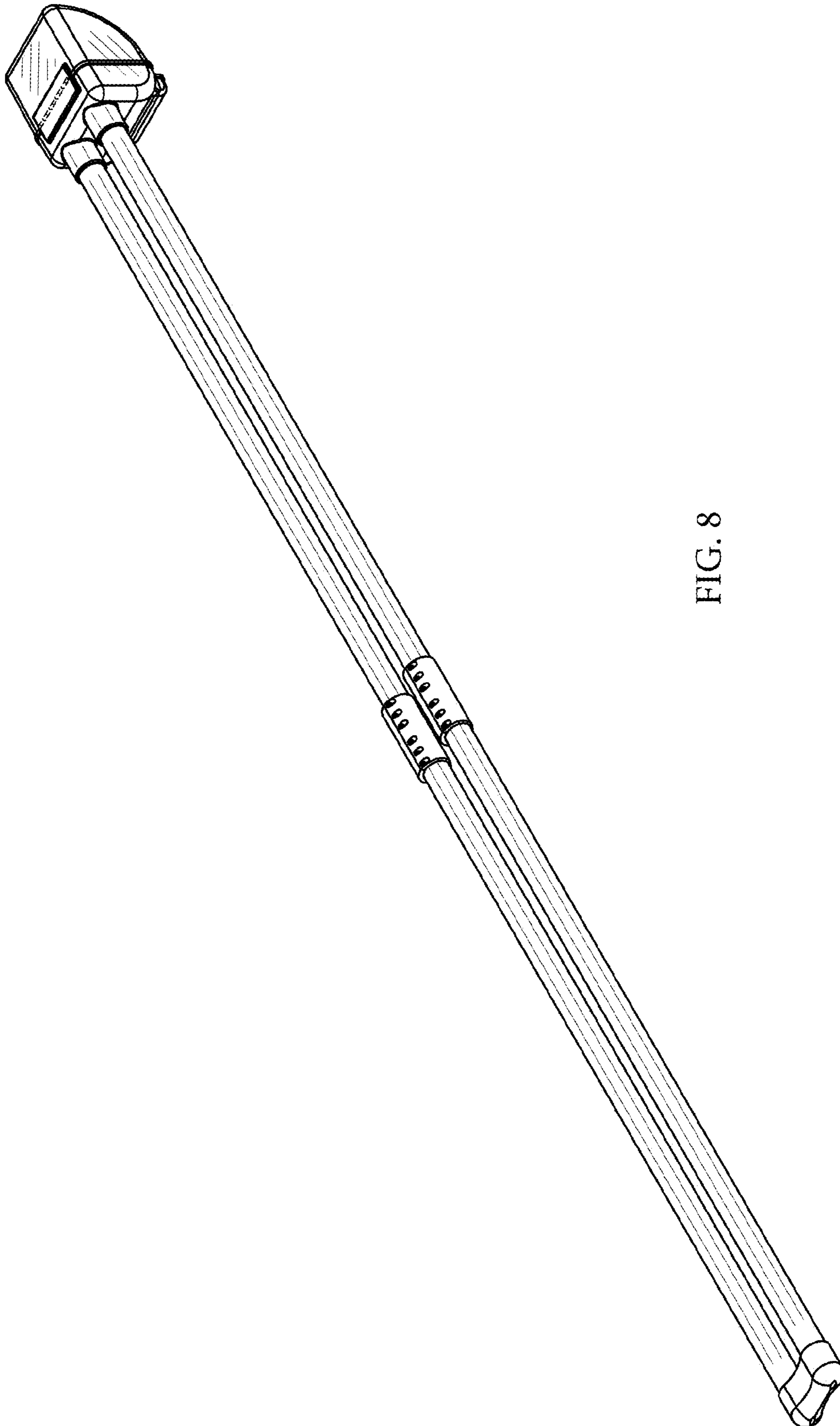


FIG. 8

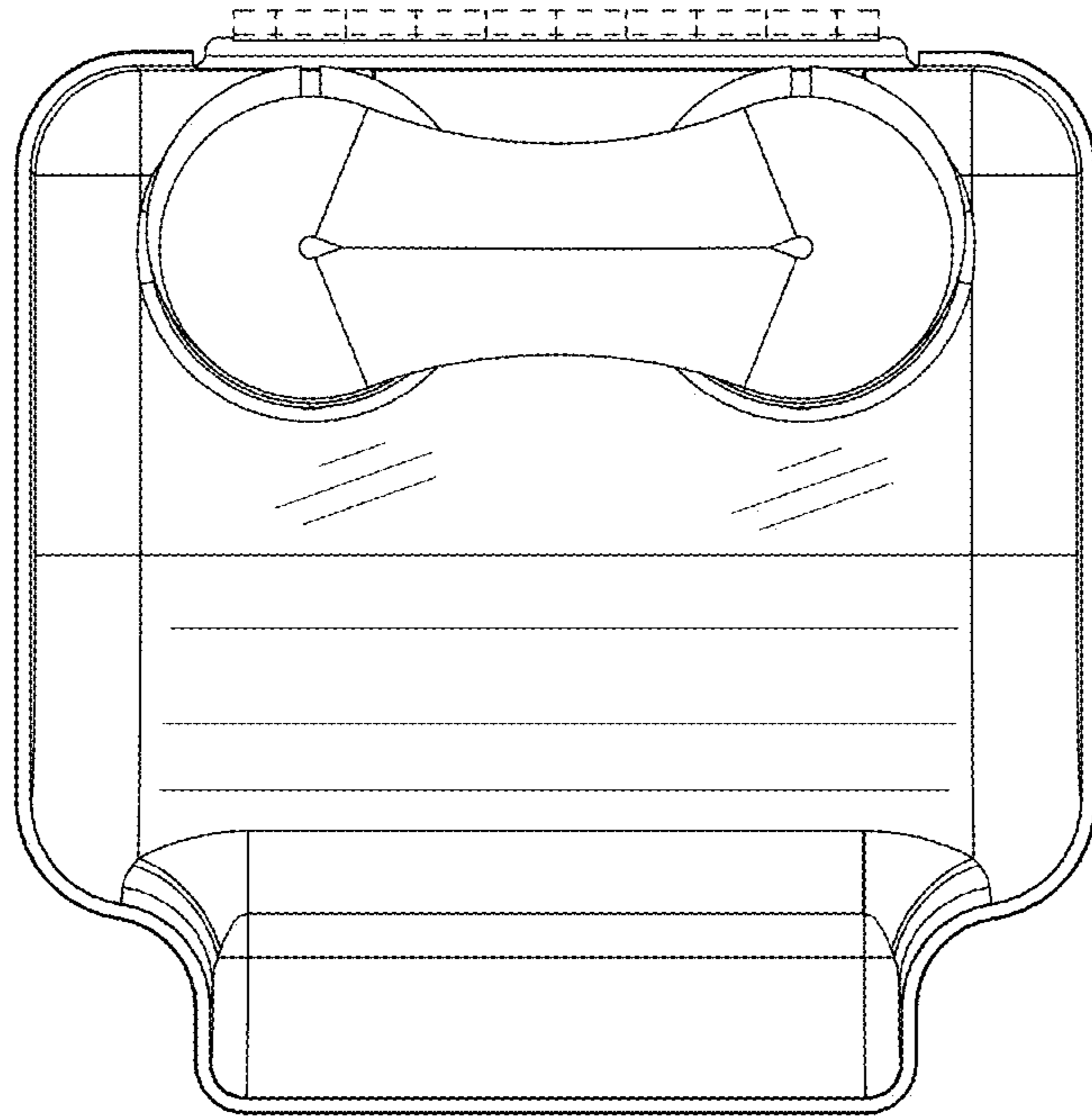


FIG. 9




FIG. 10

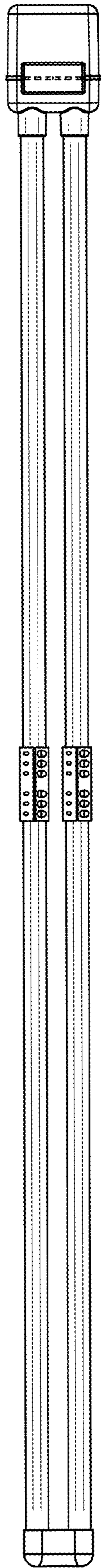


FIG. 11

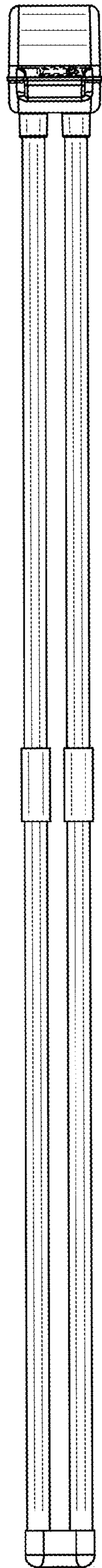


FIG. 12

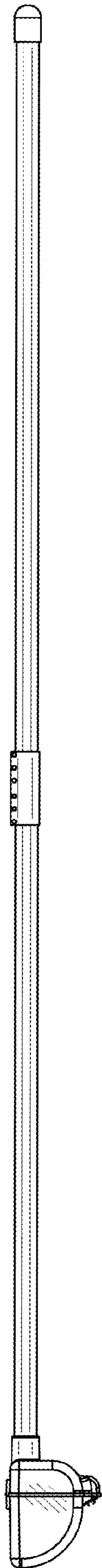


FIG. 13

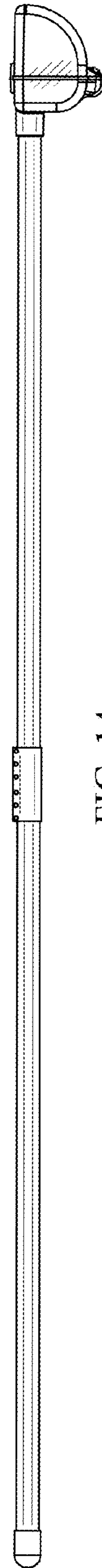


FIG. 14