



US00D888397S

(12) **United States Design Patent** (10) **Patent No.:** **US D888,397 S**
Andrews (45) **Date of Patent:** **** Jun. 30, 2020**

(54) **FOOTWEAR AND BUCKLE**
(71) Applicant: **J. Choo Limited**, London (GB)
(72) Inventor: **Emily Andrews**, Farnborough (GB)
(73) Assignee: **J. Choo Limited**, London (GB)
(**) Term: **15 Years**
(21) Appl. No.: **29/668,931**
(22) Filed: **Nov. 2, 2018**

D158,390 S * 5/1950 Lakow D2/930
D253,498 S * 11/1979 Katz D2/930
D498,039 S 11/2004 Choi
D513,860 S * 1/2006 Choi D2/976
D530,240 S * 10/2006 Kelsey D11/200
D542,020 S * 5/2007 Choi D2/946
D544,193 S * 6/2007 Choi D2/971
D571,550 S * 6/2008 Valle D2/946
D577,479 S 9/2008 Weitzman
D628,789 S * 12/2010 Guers-Neyraud D2/929
D664,757 S 8/2012 LaRusso
D831,949 S * 10/2018 De Nubbio D2/971
D859,207 S * 9/2019 Frisoni D11/200

(30) **Foreign Application Priority Data**
May 23, 2018 (EM) 005278991-0021
(51) **LOC (12) Cl.** **02-04**
(52) **U.S. Cl.**
USPC **D2/971**
(58) **Field of Classification Search**
USPC D2/896, 925-942, 971, 976, 978;
D11/231
CPC A43B 21/00; A43B 21/02; A43B 21/06;
A43B 9/14; A43B 1/0045; A43B 13/10;
A43B 13/12; A43B 23/06; A43B 23/24;
A43B 23/07; A43B 1/0036; A43B
43/732; A43B 5/12
See application file for complete search history.

(56) **References Cited**
U.S. PATENT DOCUMENTS
D96,066 S * 6/1935 Turiansky D2/897
D97,471 S * 11/1935 Elkin D2/931
D101,152 S * 9/1936 Weinstat D2/933
D102,188 S * 12/1936 Laurie D2/930
D103,584 S 3/1937 Oswell
D110,250 S * 6/1938 Levin D2/940
D118,489 S * 1/1940 Edelstein D2/930
D120,130 S * 4/1940 Mitchell D2/930

OTHER PUBLICATIONS

Footwear (Bingo)—Detail-two circular rings. Available as early as Jan. 2004 in client's showroom.

* cited by examiner

Primary Examiner — Dominic V Simone
(74) *Attorney, Agent, or Firm* — Fross Zelnick Lehrman & Zissu, P.C.; Lawrence E. Apolzon, Esq.

(57) **CLAIM**

The ornamental design for footwear and buckle, as shown and described.

DESCRIPTION

FIG. 1 is a front perspective view of a footwear and buckle showing my new design;
FIG. 2 is a right side view thereof;
FIG. 3 is a left side view thereof;
FIG. 4 is a front view thereof;
FIG. 5 is a rear view thereof; and,
FIG. 6 is a top view thereof.
The broken lines in the drawings show unclaimed subject matter.

1 Claim, 6 Drawing Sheets






FIG. 1

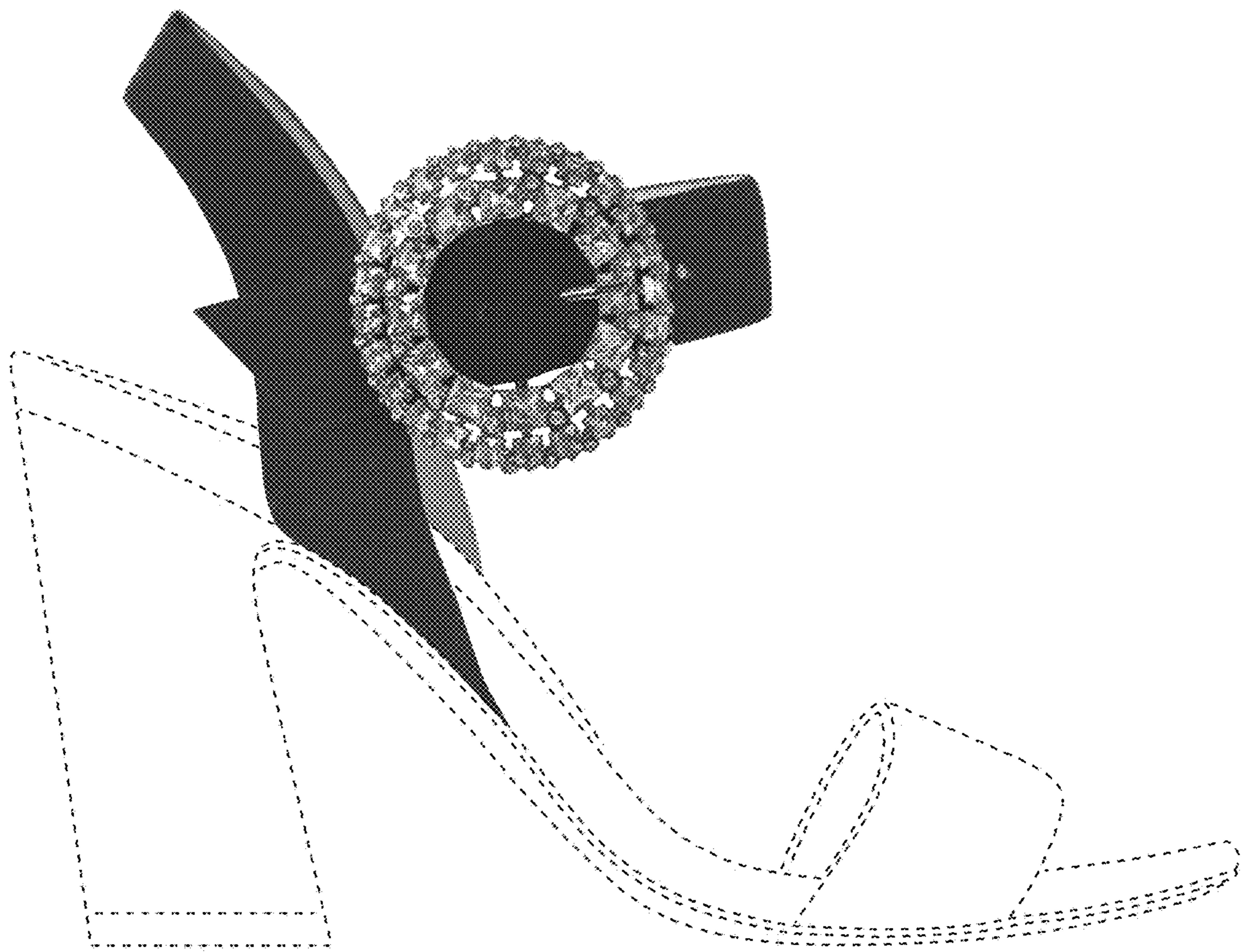


FIG. 2



FIG. 3




FIG. 4

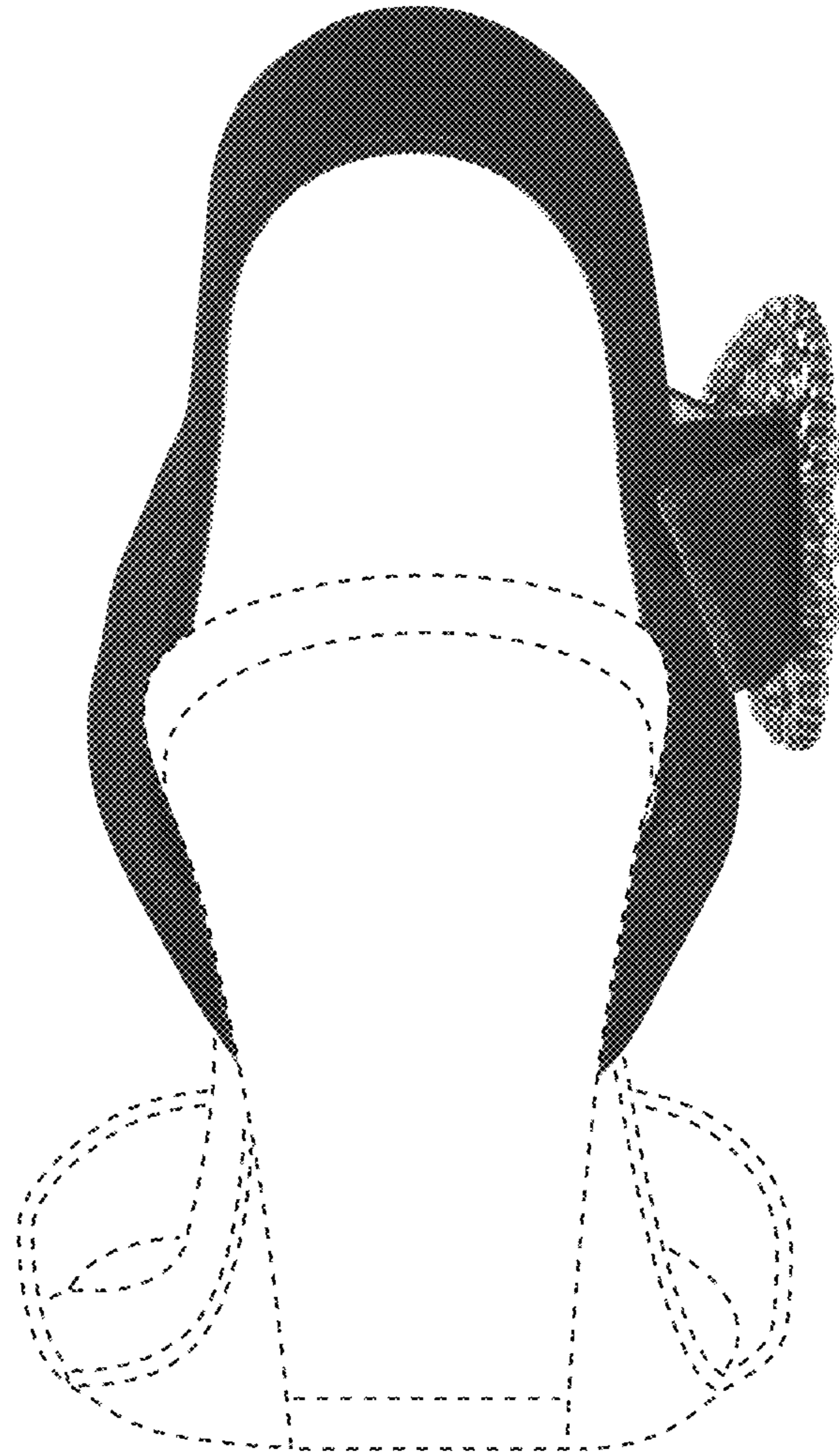


FIG. 5

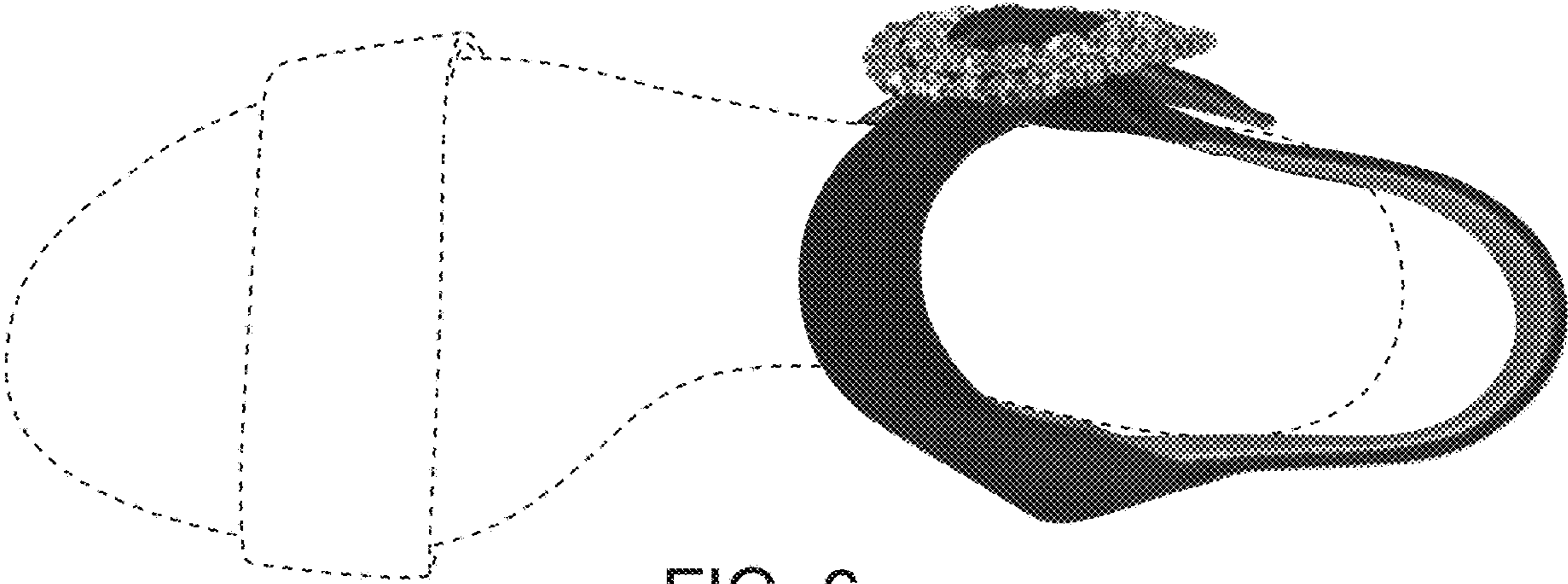


FIG. 6