



US00D888381S

(12) **United States Design Patent**
Chao

(10) **Patent No.:** **US D888,381 S**
(45) **Date of Patent:** **** Jun. 30, 2020**

- (54) **SHOE**
- (71) Applicant: **Cole Haan LLC**, Greenland, NH (US)
- (72) Inventor: **Pablo Chao**, Greenland, NH (US)
- (73) Assignee: **COLE HAAN LLC**, New York, NY (US)
- (**) Term: **15 Years**
- (21) Appl. No.: **29/713,101**
- (22) Filed: **Nov. 13, 2019**
- (51) **LOC (12) Cl.** **02-04**
- (52) **U.S. Cl.**
USPC **D2/945**
- (58) **Field of Classification Search**
USPC D2/896, 897, 902, 904, 906-908,
D2/943-947, 969, 972-974; D5/47, 49,
D5/50, 53, 54, 56, 60
CPC ... A43B 13/181; A43B 13/141; A43B 13/186;
A43B 13/188; A43B 23/00; A43B 23/02;
A43B 5/00; A43B 23/26; A43B 1/04;
A43B 11/14; A43B 7/00; A43B 3/12;
A43C 3/00; A43C 5/00; A43C 7/00;
A43C 11/004
See application file for complete search history.

(56) **References Cited**

U.S. PATENT DOCUMENTS

863,054 A	8/1907	Dickerson	
1,637,410 A	8/1927	Coryell	
D82,079 S	9/1930	Daniels	
D90,233 S	7/1933	Daniels	
D90,234 S	7/1933	Daniels	
D90,235 S	7/1933	Daniels	
D96,687 S *	8/1935	Lutz	D2/945
D97,945 S	12/1935	Lutz	
D98,184 S *	1/1936	Rainey	D2/945

D103,054 S	2/1937	Lutz	
D108,104 S *	1/1938	Pick	D2/945
D108,334 S *	2/1938	Lutz	D2/945
2,124,727 A	7/1938	Brown	
D119,276 S *	3/1940	Lutz	D2/945
D130,845 S *	12/1941	Pick	D2/945
D140,573 S *	3/1945	Sandler	D2/943
2,398,623 A	4/1946	Daniels	
D172,703 S	7/1954	Bull	
D301,657 S	6/1989	Brown	
D385,996 S	11/1997	Tresser	
6,990,755 B2	1/2006	Hatfield et al.	
D522,722 S	6/2006	Wilkenfeld et al.	
D538,025 S	3/2007	Belley et al.	
D541,521 S	5/2007	Smith et al.	
D542,517 S	5/2007	Hulbert	
D546,546 S	7/2007	Chang	
D549,949 S	9/2007	Portzline	
D565,283 S	4/2008	Smith et al.	

(Continued)

Primary Examiner — Dominic V Simone

(74) *Attorney, Agent, or Firm* — Thompson Coburn LLP

(57) **CLAIM**

The ornamental design for a shoe, as shown and described.

DESCRIPTION

FIG. 1 is a first perspective view of a shoe showing my new design;
 FIG. 2 is a second perspective view thereof;
 FIG. 3 is a front view thereof;
 FIG. 4 is a rear view thereof;
 FIG. 5 is a left side view thereof;
 FIG. 6 is a right side view thereof;
 FIG. 7 is a top view thereof; and,
 FIG. 8 is a bottom perspective view thereof.
 The dot-dash-dot lines immediately adjacent the photographic area represent unclaimed boundaries of the design. The broken lines form no part of the claimed design. Color is unclaimed and forms no part of the claimed design.

1 Claim, 8 Drawing Sheets



(56)

References Cited

U.S. PATENT DOCUMENTS

D568,600 S	5/2008	Chang	
D570,086 S	6/2008	McDowell	
D572,889 S	7/2008	Alfaro	
D574,587 S	8/2008	McDowell	
D577,185 S	9/2008	Link	
D642,783 S	8/2011	Smith et al.	
D651,387 S *	1/2012	Van Zyll De Jong	D2/969
D663,519 S	7/2012	Grangaard	
D666,798 S *	9/2012	Now	D2/969
D674,588 S	1/2013	Minami	
D675,424 S	2/2013	Williams, Jr.	
D676,223 S *	2/2013	Dill	D2/923
D677,865 S	3/2013	De Jong et al.	
D678,667 S	3/2013	Carboy	
D689,684 S	9/2013	McMillan	
D703,932 S	5/2014	Avar et al.	
D714,535 S	10/2014	Dombrow	
D737,562 S	9/2015	Avar	
D738,091 S	9/2015	de Montgolfier	
D740,538 S	10/2015	Roulo	
D753,906 S	4/2016	Kasprzak	
D774,287 S *	12/2016	Taestensen	D2/908
D787,170 S	5/2017	Mokos et al.	
D793,044 S *	8/2017	Mokos	D2/944
D797,412 S *	9/2017	Taestensen	D2/902
D805,749 S	12/2017	Mokos et al.	
D809,262 S	2/2018	Mokos et al.	
D812,870 S *	3/2018	Laska	D2/945
D829,425 S *	10/2018	Albrecht	D2/969
D833,126 S *	11/2018	Laska	D2/923
D862,866 S *	10/2019	Albrecht	D2/969

* cited by examiner




FIG. 1



FIG. 2

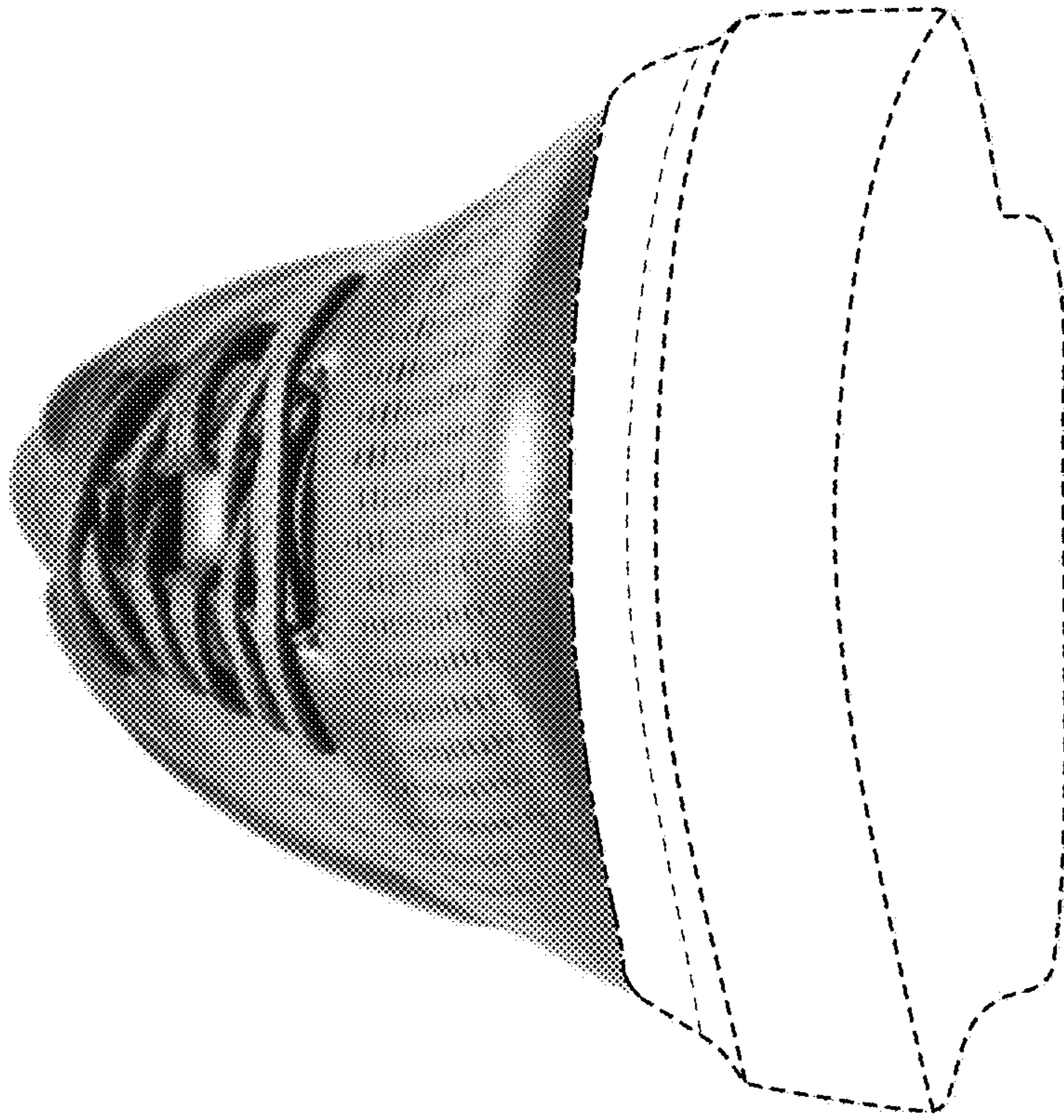


FIG. 3

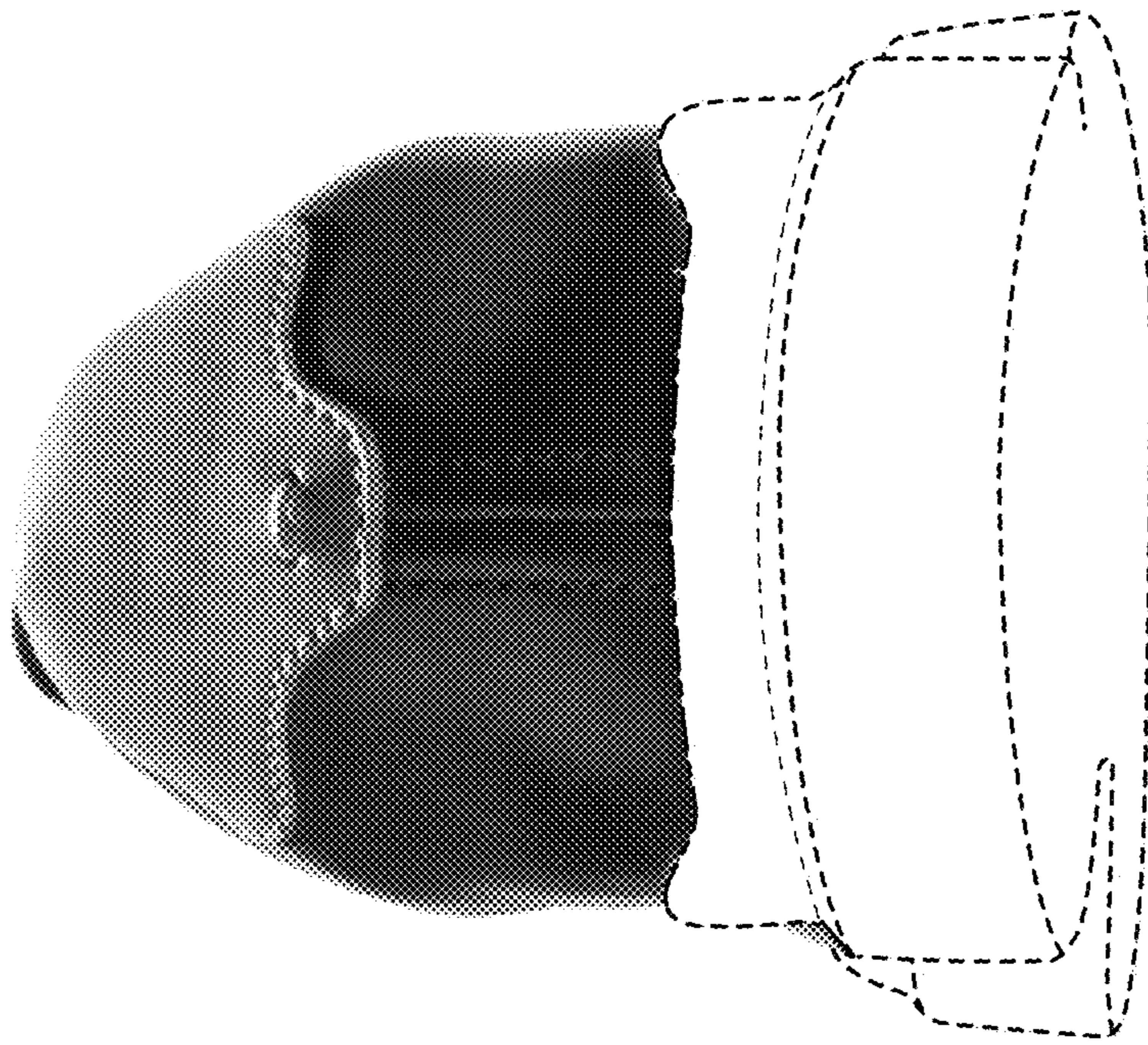


FIG. 4




FIG. 5




FIG. 6




FIG. 7

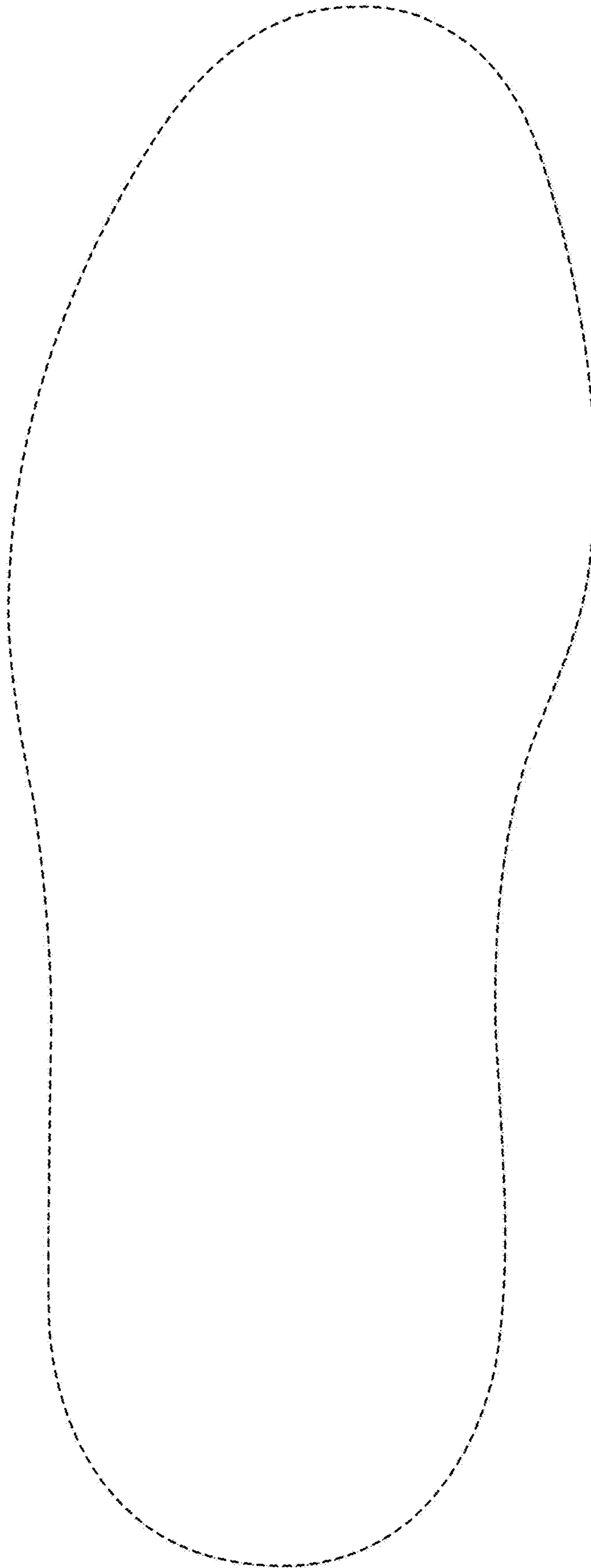


FIG. 8