



US00D888376S

(12) **United States Design Patent** (10) **Patent No.:** **US D888,376 S**  
**McNamara Reid** (45) **Date of Patent:** **\*\* Jun. 30, 2020**

(54) **FLUID RESISTANT POCKET**

(71) Applicant: **Mary-Kate McNamara Reid**,  
Washington, DC (US)

(72) Inventor: **Mary-Kate McNamara Reid**,  
Washington, DC (US)

(\*\*) Term: **15 Years**

(21) Appl. No.: **29/662,699**

(22) Filed: **Sep. 7, 2018**

(51) **LOC (12) Cl.** ..... **02-02**

(52) **U.S. Cl.**  
USPC ..... **D2/857**

(58) **Field of Classification Search**  
USPC ..... D3/303; D2/853, 857, 742, 731, 738  
CPC ..... A41D 27/20  
See application file for complete search history.

(56) **References Cited**

**U.S. PATENT DOCUMENTS**

5,771,496 A *	6/1998	Wood	.....	A41D 27/20 2/243.1
D489,164 S *	5/2004	Isom	.....	D2/857
D593,283 S *	6/2009	Lorenzi	.....	D2/857
D609,433 S *	2/2010	Yu	.....	D2/857
D746,553 S *	1/2016	Emrich	.....	D2/857
D765,953 S *	9/2016	Munari	.....	D2/857
D783,948 S *	4/2017	Boyle	.....	D2/857

\* cited by examiner

*Primary Examiner* — Holly H Baynham

(74) *Attorney, Agent, or Firm* — Kilpatrick Townsend & Stockton LLP

(57) **CLAIM**

The ornamental design for a fluid resistant pocket, as shown and described.

**DESCRIPTION**

FIG. 1 is a front view of a fluid resistant pocket in a right front pant, according to one embodiment.

FIG. 2 is a front view of a fluid resistant pocket, according to one embodiment.

FIG. 3 is a top view of a fluid resistant pocket, according to one embodiment.

FIG. 4 is a top view of a fluid resistant pocket, according to one embodiment.

FIG. 5 is a side view of a fluid resistant pocket, according to one embodiment.

FIG. 6 is a side view of a fluid resistant pocket, according to one embodiment.

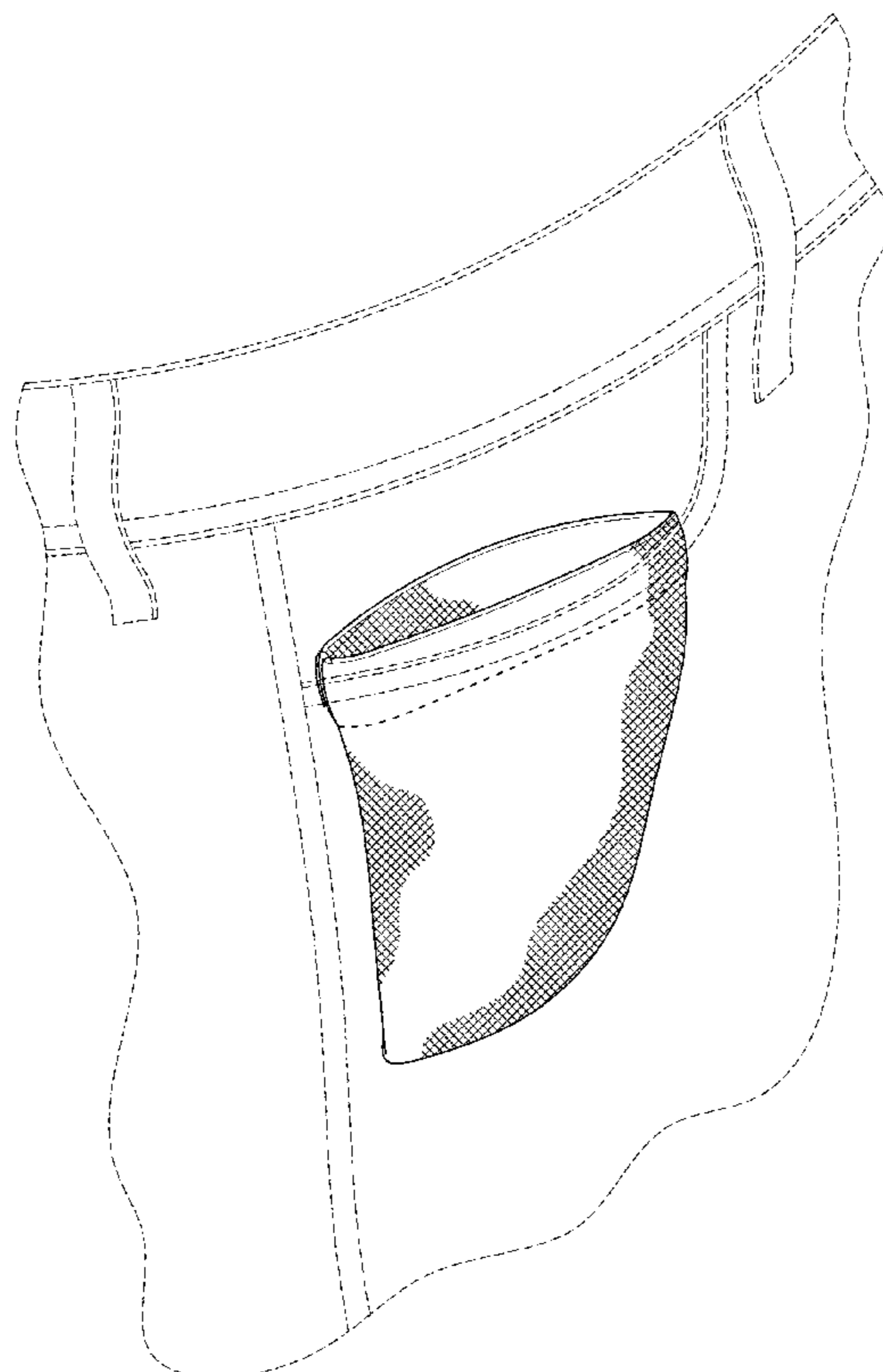
FIG. 7 is a front view of a fluid resistant pocket, according to one embodiment; and,

FIG. 8 is a front view of a fluid resistant pocket and fastener, according to one embodiment.

The broken lines showing a garment are included for the purpose of illustrating environmental structure and forms no part of the claimed design.

The broken away symbols in the drawings indicate that any portion of the article beyond what is shown forms no part of the claimed design.

**1 Claim, 5 Drawing Sheets**



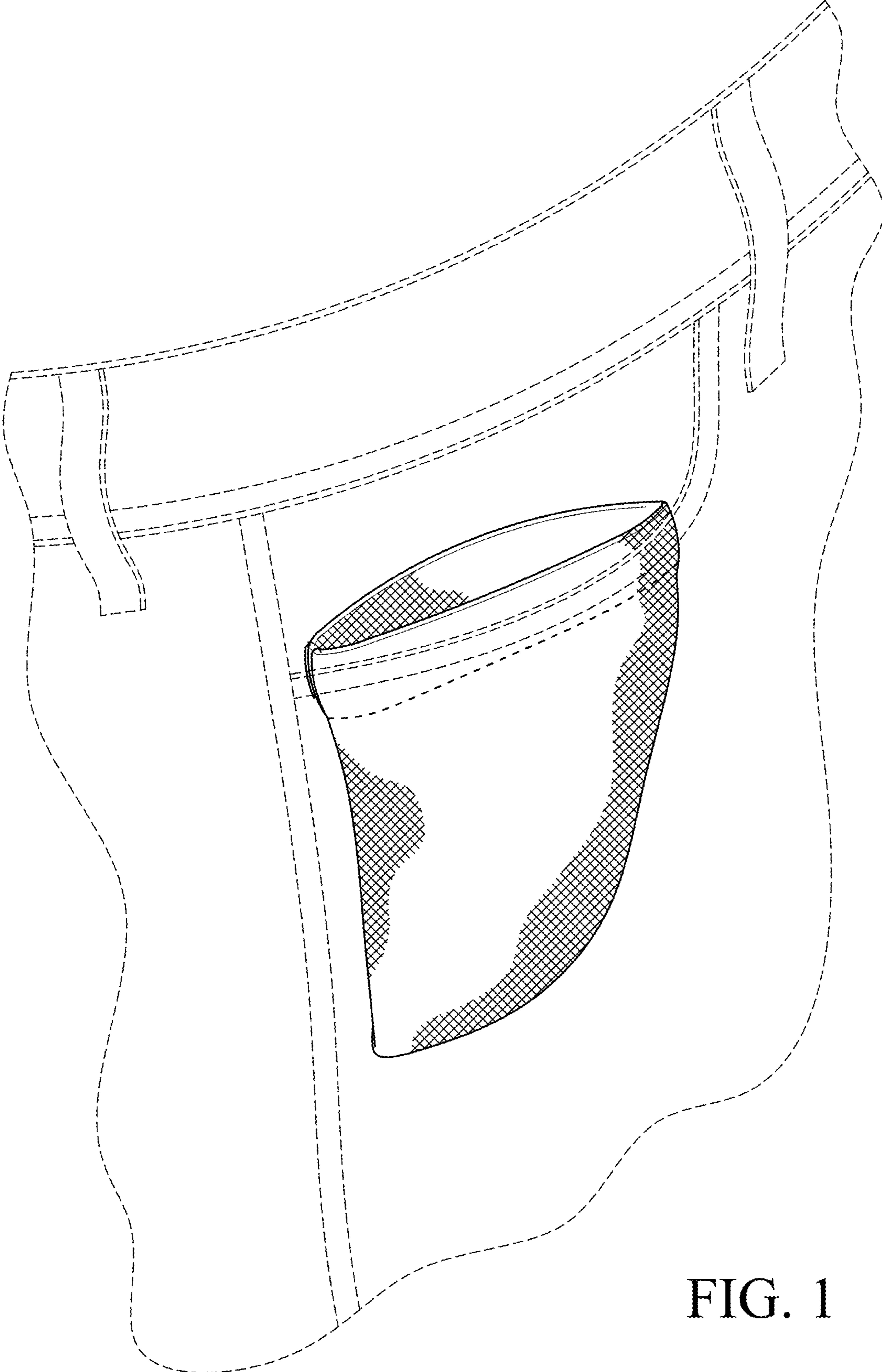


FIG. 1

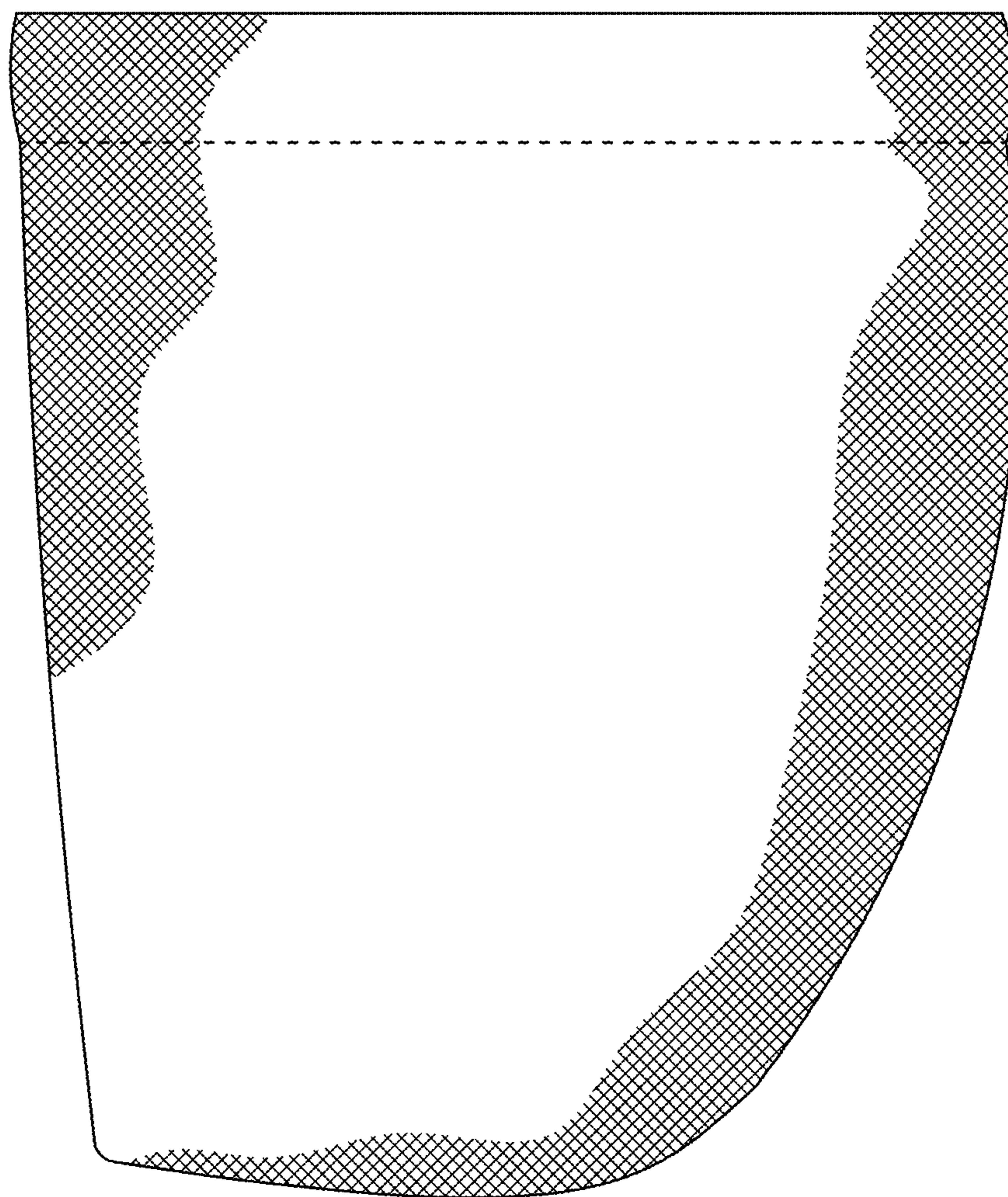


FIG. 2

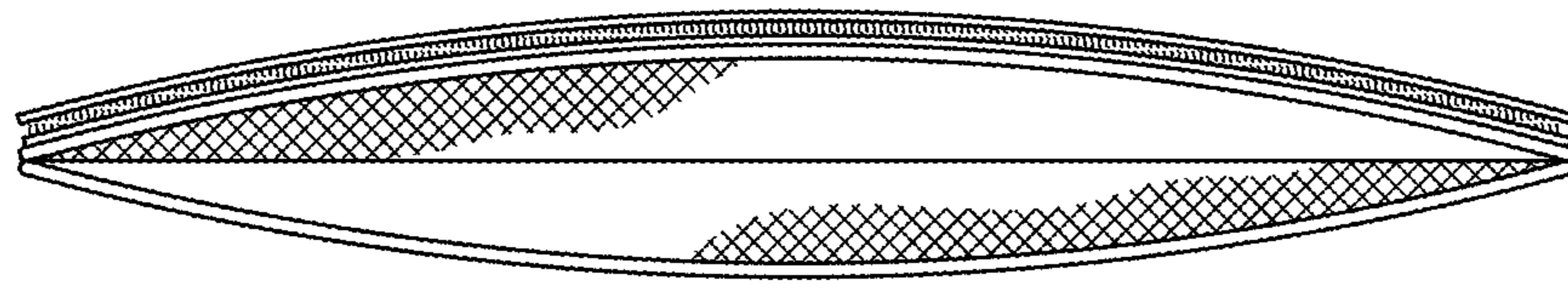


FIG. 3




FIG. 4

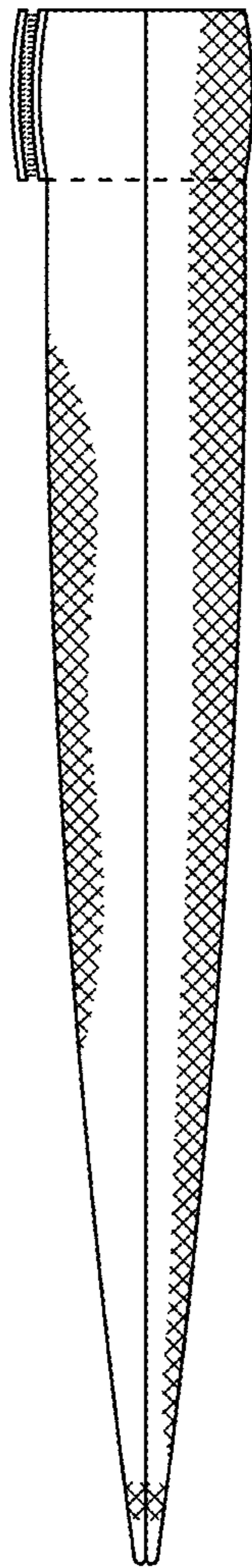


FIG. 5

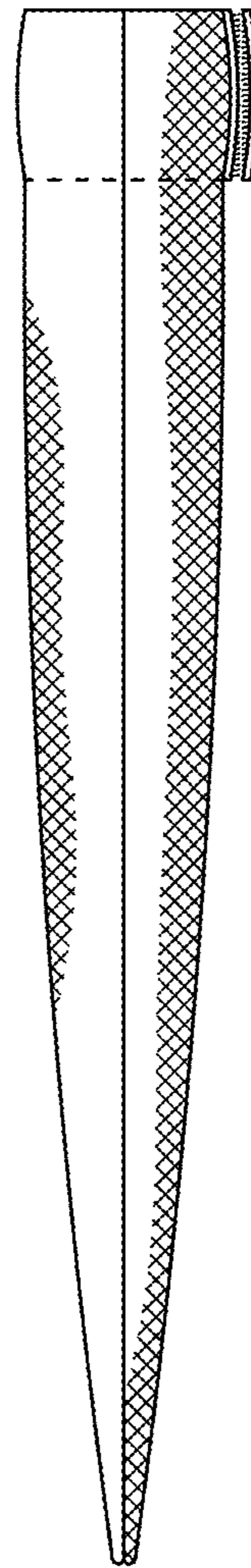


FIG. 6

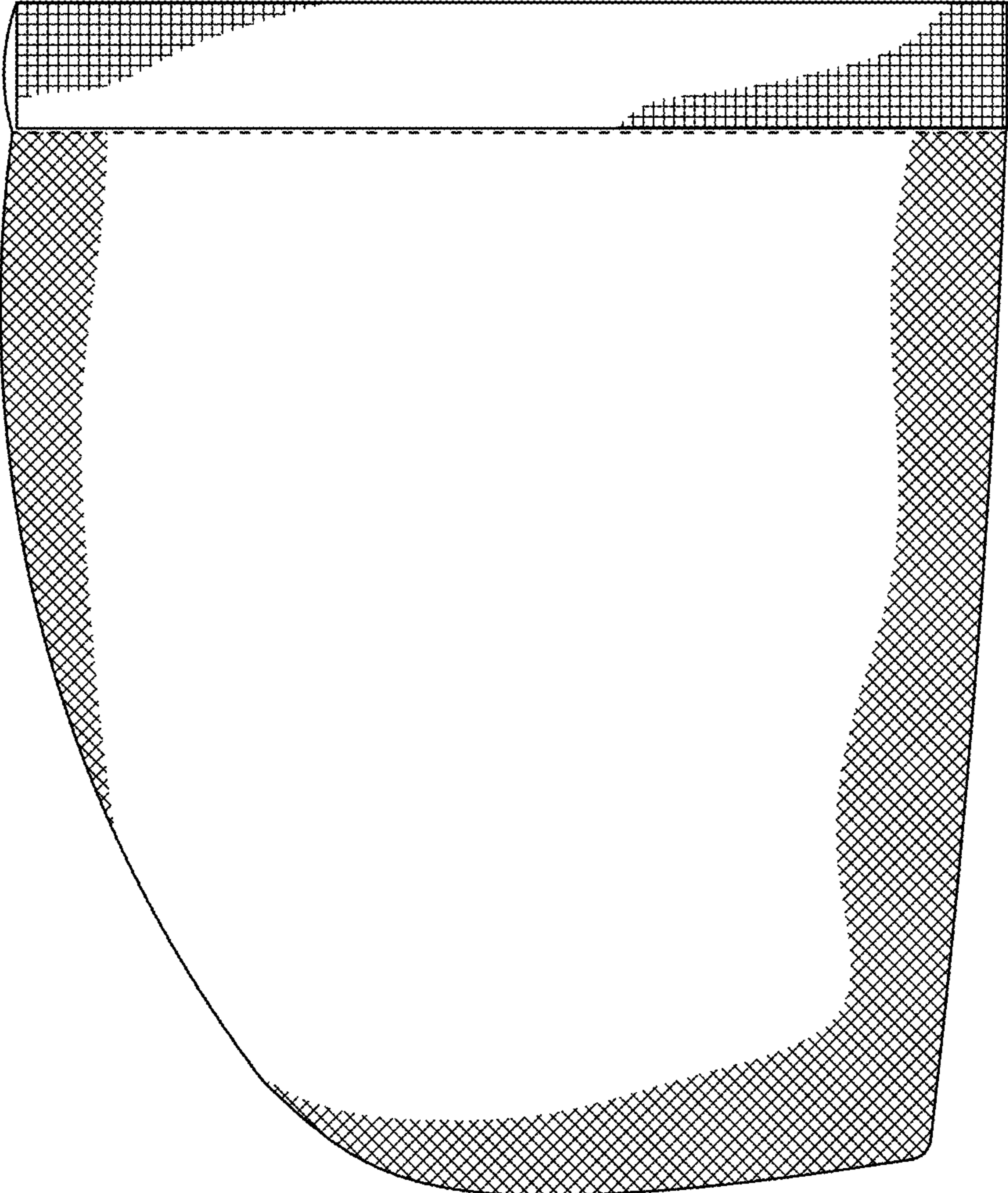


FIG. 7

FIG. 8

