



US00D888356S

(12) **United States Design Patent**
Shin et al.

(10) **Patent No.:** **US D888,356 S**

(45) **Date of Patent:** **** Jun. 23, 2020**

(54) **WASHING MACHINE**

(71) Applicant: **SAMSUNG ELECTRONICS CO., LTD.**, Suwon-si (KR)

(72) Inventors: **Dong-Ju Shin**, Seoul (KR);
Kyoung-Min Lee, Goyang-si (KR)

(73) Assignee: **SAMSUNG ELECTRONICS CO., LTD.**, Gyeonggi-Do (KR)

(**) Term: **15 Years**

(21) Appl. No.: **29/648,566**

(22) Filed: **May 22, 2018**

(30) **Foreign Application Priority Data**

Dec. 4, 2017 (KR) 30-2017-0057165

(51) **LOC (12) Cl.** **15-05**

(52) **U.S. Cl.**
USPC **D32/6**

(58) **Field of Classification Search**
USPC D32/1, 5, 6, 8, 12, 25, 28, 29
CPC D06F 33/02; D06F 39/02; D06F 2204/065;
D06F 25/00; D06F 35/006; D06F 58/00;
D06F 58/02; D06F 58/04; D06F 58/20;
D06F 23/04; D06F 39/12; D06F 39/022;
G05B 19/042

See application file for complete search history.

(56) **References Cited**

U.S. PATENT DOCUMENTS

4,307,588 A * 12/1981 Smith D06F 39/12
312/257.1
4,429,817 A * 2/1984 Ikeda D06F 39/022
222/252
D359,602 S * 6/1995 Swartz D32/6
D360,500 S * 7/1995 Millet D32/5
6,618,887 B2 * 9/2003 Kim D06F 23/04
68/23.1

D492,073 S * 6/2004 Sneddon D32/6
D527,150 S * 8/2006 Jun D32/6
D527,853 S * 9/2006 Carey D32/6
D532,941 S * 11/2006 Carey D32/6
D538,488 S * 3/2007 Carey D32/6
D542,487 S * 5/2007 Jun D32/6
D556,394 S * 11/2007 Kim D32/6
D575,012 S * 8/2008 Rossetto D32/6
D630,807 S * 1/2011 Song D32/6
D632,033 S * 2/2011 Song D32/6
D633,261 S * 2/2011 Song D32/6
D654,640 S * 2/2012 Song D32/6
D679,462 S * 4/2013 Zhang D32/6
D694,965 S * 12/2013 Lee D32/6
D699,907 S * 2/2014 Choi D32/28
D701,656 S * 3/2014 Choi D32/6
D729,998 S * 5/2015 Jeon D32/6

(Continued)

FOREIGN PATENT DOCUMENTS

KR 300788487 3/2015

Primary Examiner — Michelle E. Wilson

(74) *Attorney, Agent, or Firm* — Cantor Colburn LLP

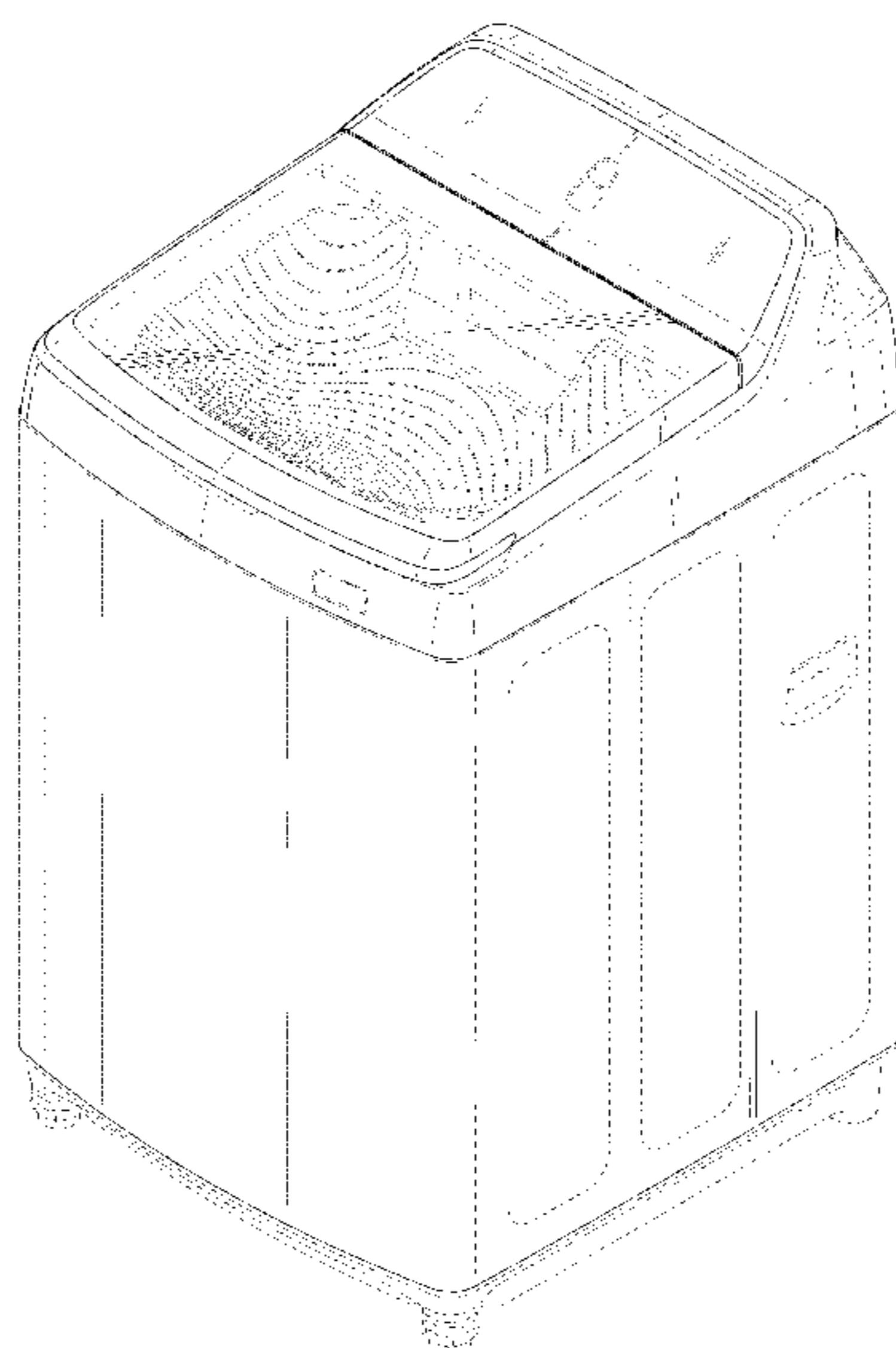
(57) **CLAIM**

The ornamental design for a washing machine, as shown and described.

DESCRIPTION

FIG. 1 is a front perspective view of a washing machine, showing our new design;
FIG. 2 is a front view thereof;
FIG. 3 is a rear view thereof;
FIG. 4 is a left-side view thereof;
FIG. 5 is a right-side view thereof;
FIG. 6 is a top view thereof; and,
FIG. 7 is a bottom view thereof.
The broken lines illustrating portions of the washing machine form no part of the claimed design.

1 Claim, 7 Drawing Sheets



(56)

References Cited

U.S. PATENT DOCUMENTS

D739,096	S	*	9/2015	Qin	D32/6
D759,325	S	*	6/2016	Jeon	D32/6
D759,912	S		6/2016	Bixby et al.		
D760,454	S	*	6/2016	Joo	D32/6
D761,502	S	*	7/2016	Joo	D32/6
D761,503	S	*	7/2016	Choi	D32/6
D762,021	S	*	7/2016	Qin	D32/6
D762,025	S	*	7/2016	Joo	D32/6
D764,121	S	*	8/2016	Choi	D32/6
D772,505	S	*	11/2016	Bixby	D32/25
D772,506	S	*	11/2016	Bixby	D32/25
D774,713	S		12/2016	Bixby et al.		

* cited by examiner

FIG. 1

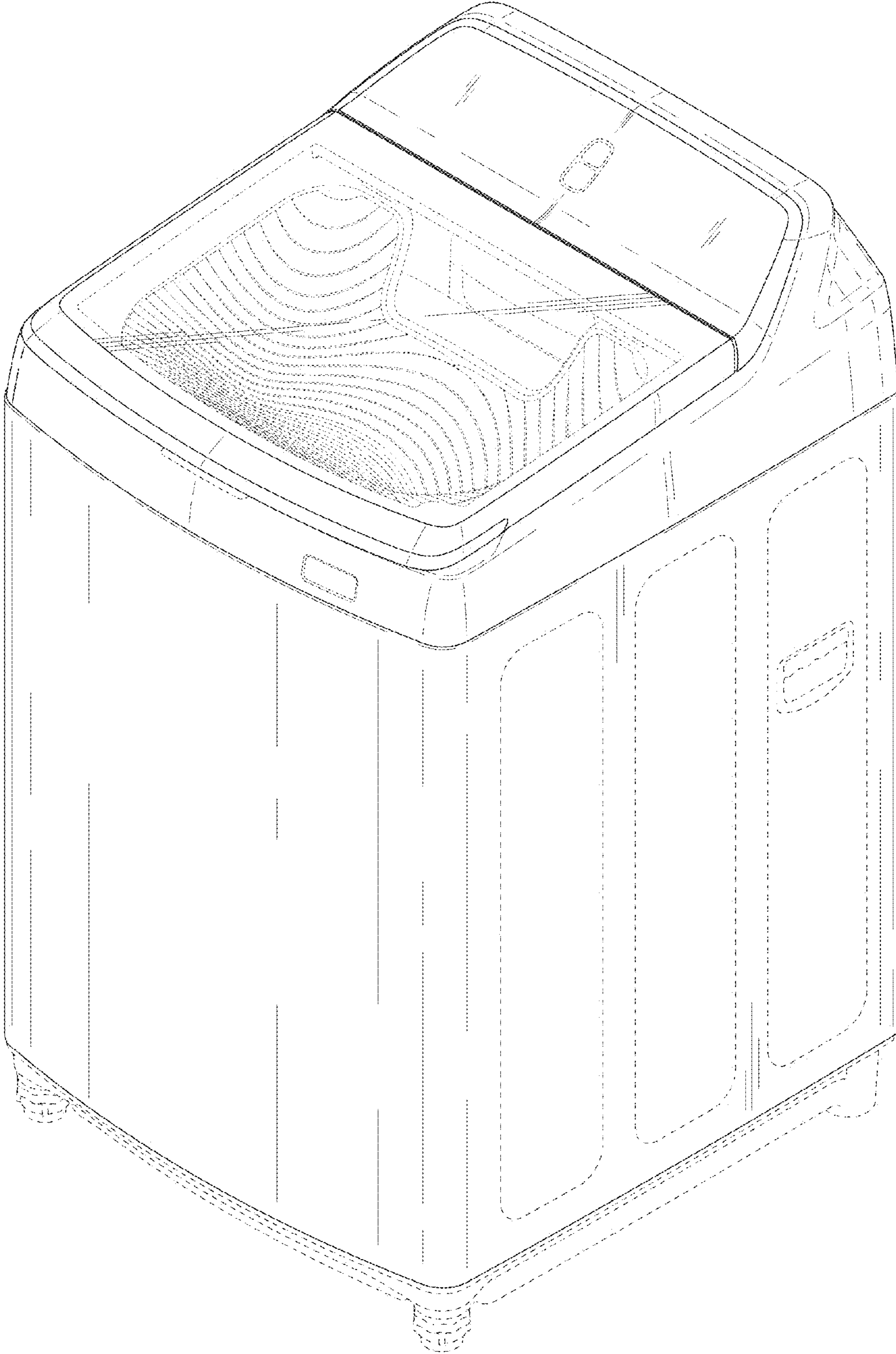


FIG. 2




FIG. 3

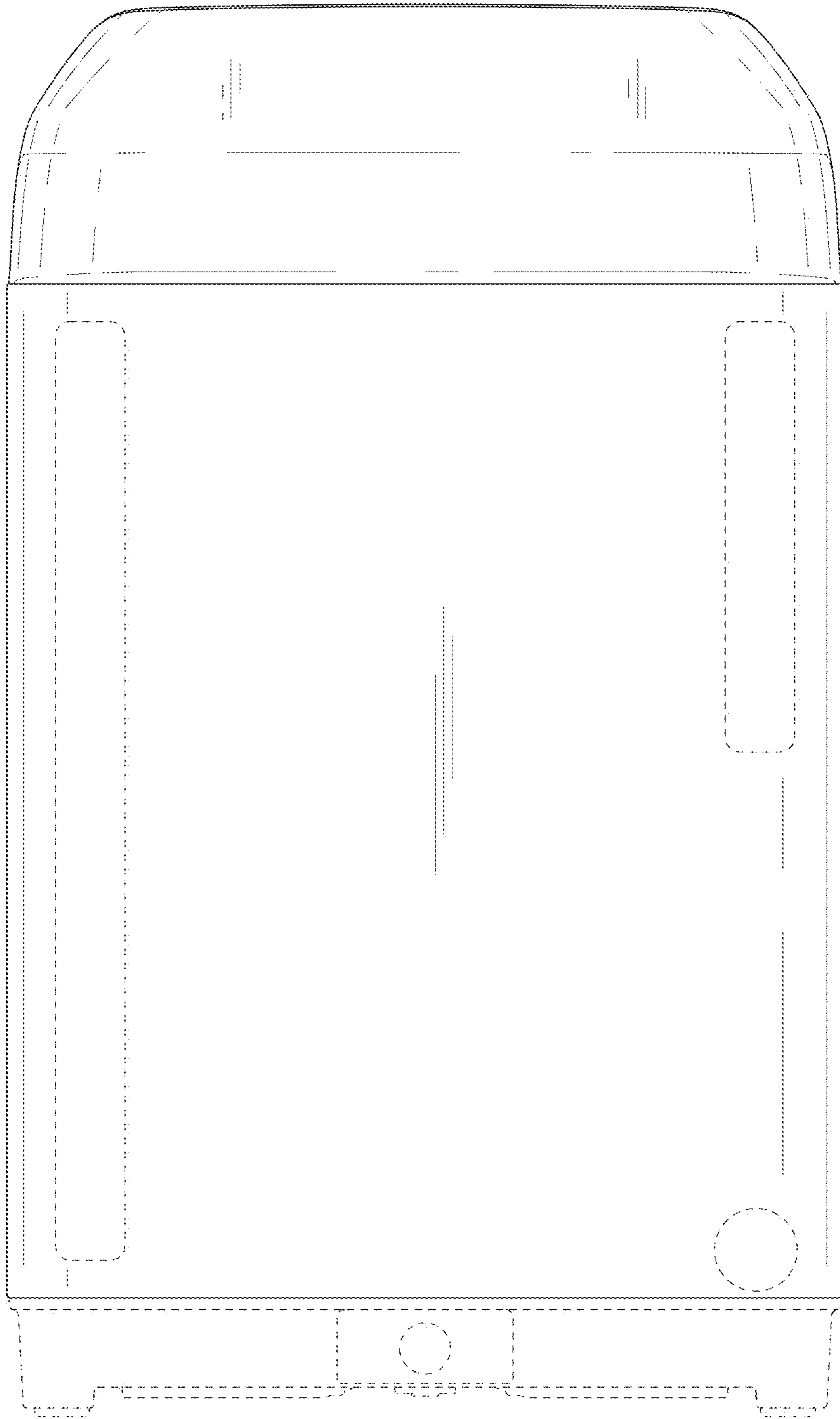


FIG. 4

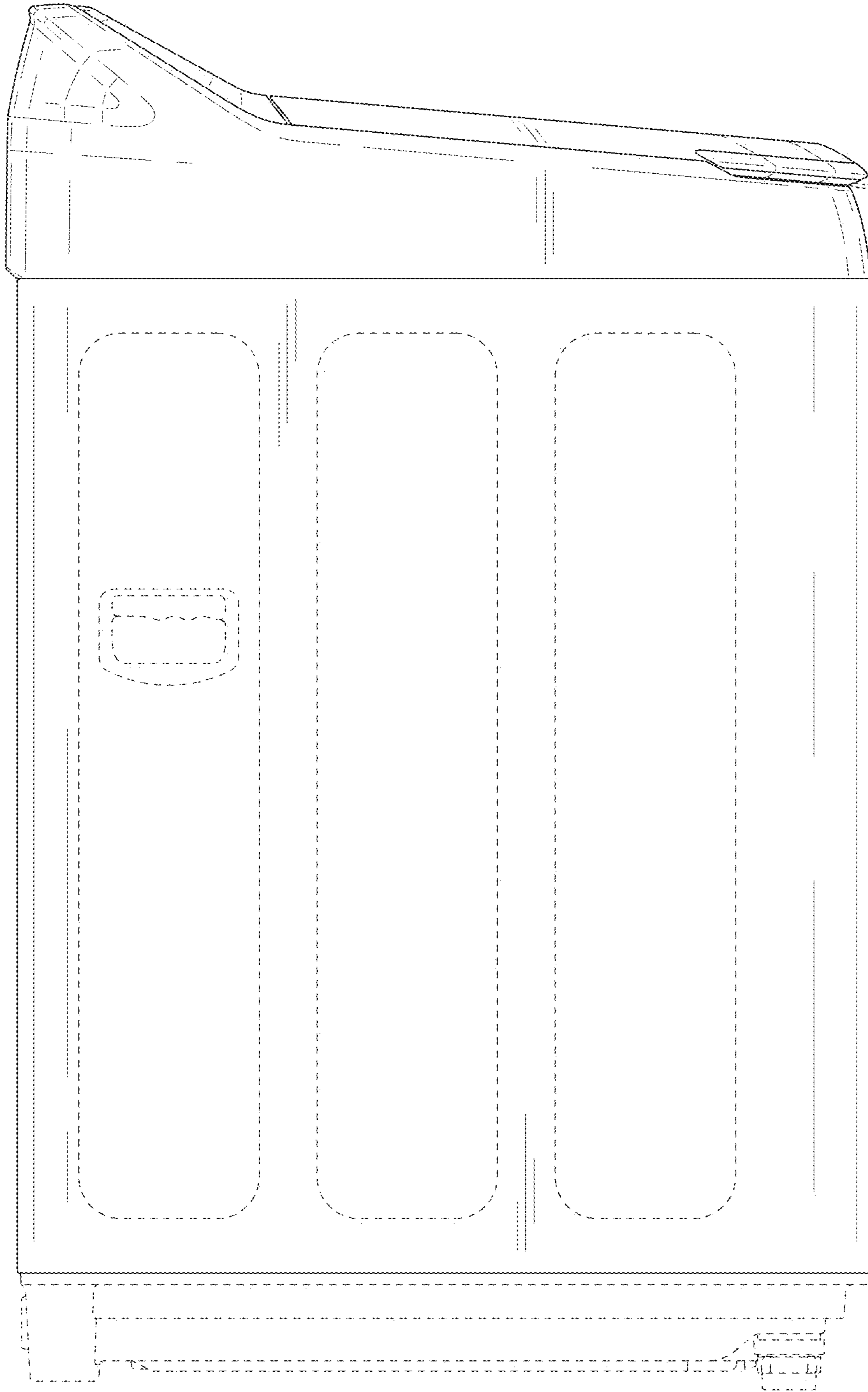


FIG. 5

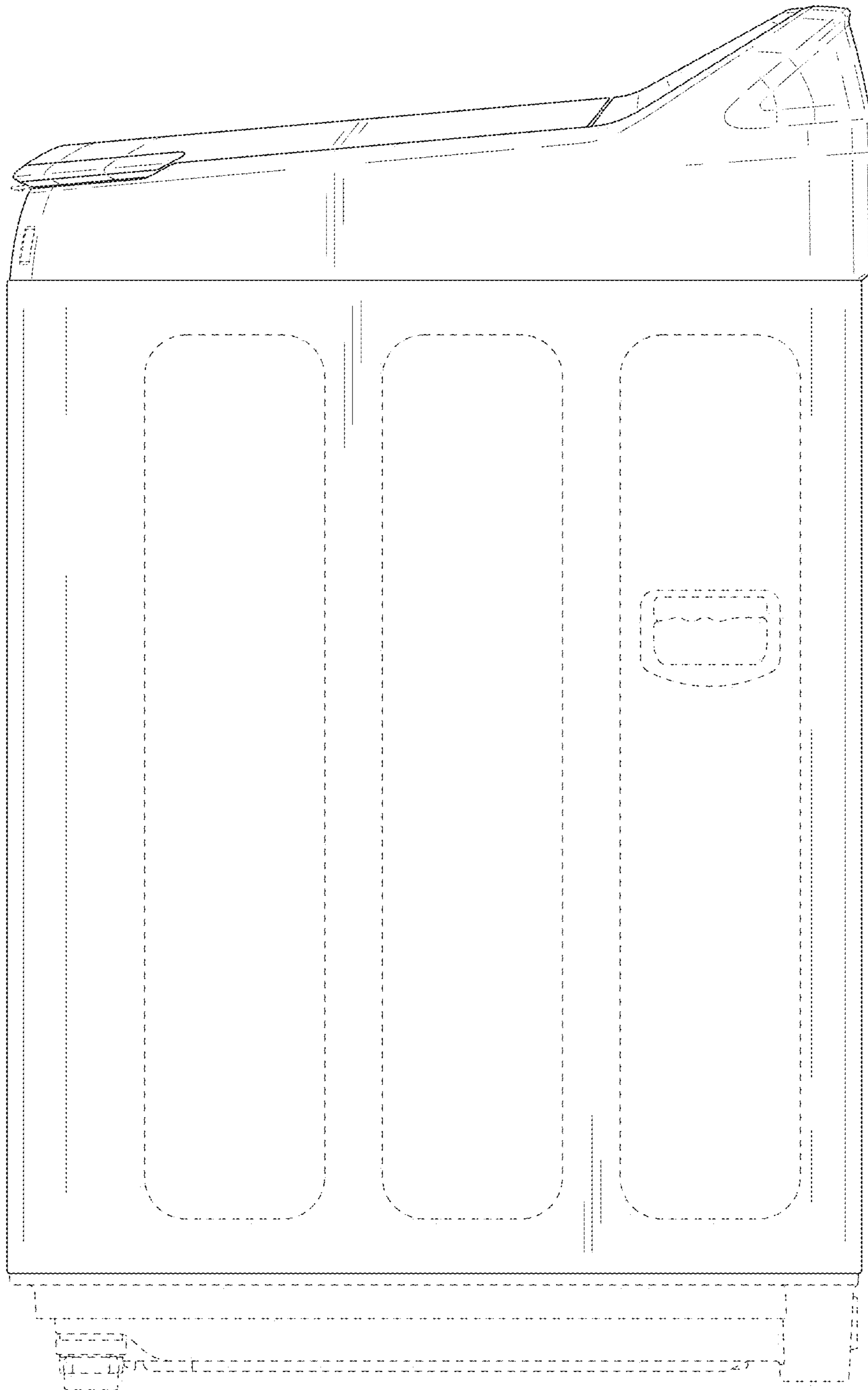


FIG. 6

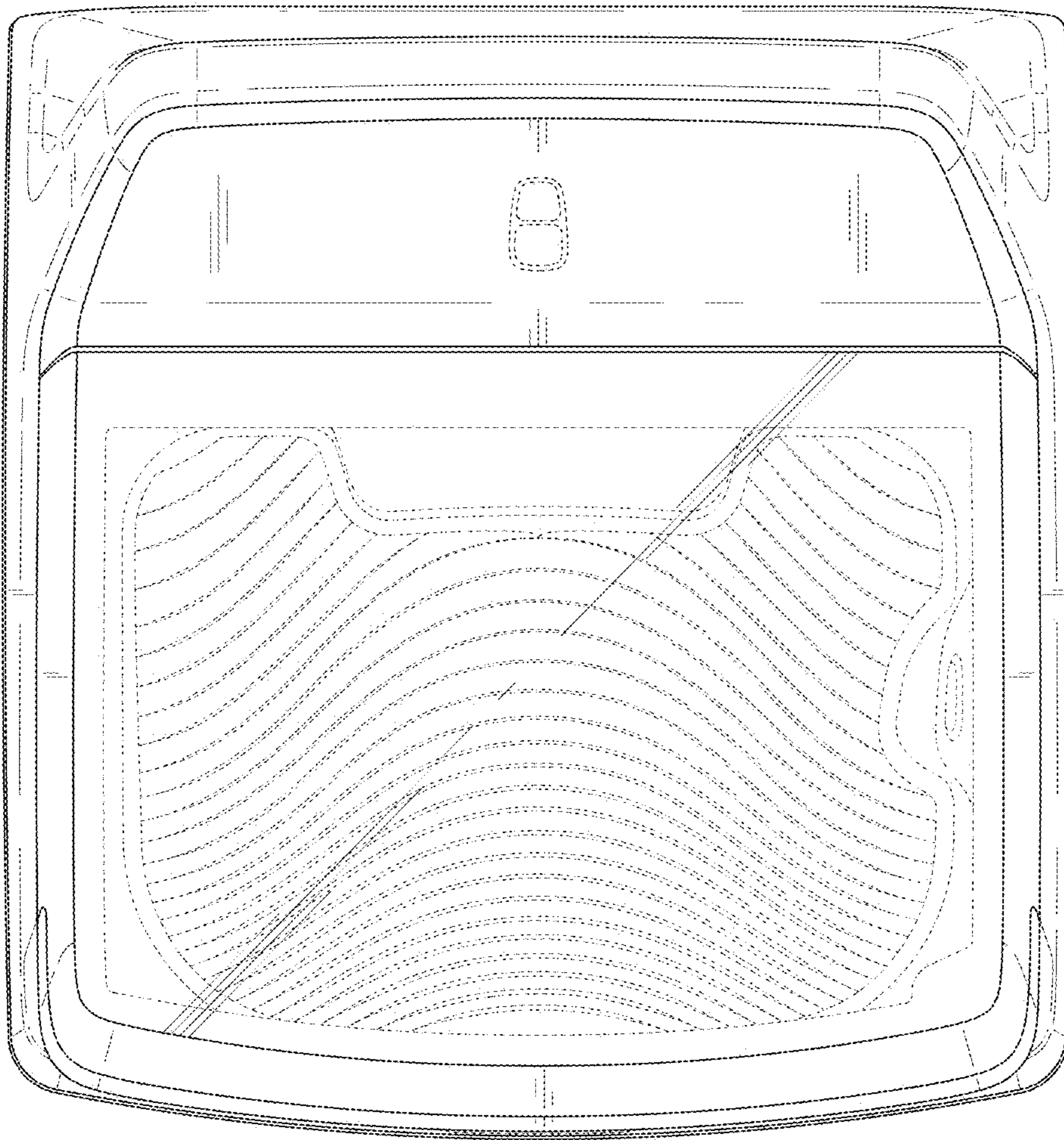


FIG. 7

