



US00D888344S

(12) **United States Design Patent**
Zhou

(10) **Patent No.:** **US D888,344 S**
(45) **Date of Patent:** **** Jun. 23, 2020**

- (54) **LUMINOUS MASK**
- (71) Applicant: **Hua Zhou**, Hubei (CN)
- (72) Inventor: **Hua Zhou**, Hubei (CN)
- (**) Term: **15 Years**
- (21) Appl. No.: **29/677,642**
- (22) Filed: **Jan. 22, 2019**
- (51) **LOC (12) Cl.** **29-02**
- (52) **U.S. Cl.**
USPC **D29/108**
- (58) **Field of Classification Search**
USPC D29/100, 102, 105, 106, 107, 108, 110,
D29/122; D24/110.1; D26/51, 57, 99,
D26/125, 126
CPC A42B 5/00; A42B 3/18; A42B 3/20; A42B
1/046; A63B 71/08; A63B 71/10; A63B
2071/105; A61F 9/04; A61F 9/06; A61F
9/029; A41D 13/11; A41D 13/1107;
A41D 13/1161; A41D 13/1169; A41D
13/1176; A41G 7/00; A41G 7/02
See application file for complete search history.

(56) **References Cited**

U.S. PATENT DOCUMENTS

1,810,486	A *	6/1931	Lancaster	A45D 44/22 602/74
D113,429	S *	2/1939	Mehl	D29/108
D125,339	S *	2/1941	Jaslow	D29/108
2,914,772	A *	12/1959	Lemelson	A41G 7/00 2/206
3,211,146	A *	10/1965	Rodelli	A61F 13/122 604/303
D229,375	S *	11/1973	Beaudin	D29/108
D245,545	S *	8/1977	Chou	D29/108
D283,737	S *	5/1986	Thibodeau	D28/9
4,657,010	A *	4/1987	Wright	A61M 16/06 128/205.25

D292,438	S *	10/1987	Lyke	D28/9
D293,829	S *	1/1988	Johnston	D28/9
D296,941	S *	7/1988	Ieutholt	D29/108
D299,372	S *	1/1989	Rhoden	D21/683
D304,869	S *	11/1989	Mattox	D24/110.2
D332,310	S *	1/1993	Ahlen	D24/208
D358,685	S *	5/1995	Rounder	D29/108
D359,362	S *	6/1995	Ruscitti	D24/231
D365,859	S *	1/1996	Choi	D21/660
D388,907	S *	1/1998	Brueckner	D29/108
D389,281	S *	1/1998	Viesta	D29/108
D423,726	S *	4/2000	Backus	D29/108
D518,242	S *	3/2006	Wright	D29/108
D522,179	S *	5/2006	Wright	D29/108
D604,910	S *	11/2009	Smaller	D29/108
D734,896	S *	7/2015	Mam	D29/108
D743,110	S *	11/2015	Welborn	D29/108
D750,843	S *	3/2016	Welborn	D29/108
D763,515	S *	8/2016	Chang	D29/108

(Continued)

Primary Examiner — Elizabeth J Oswecki

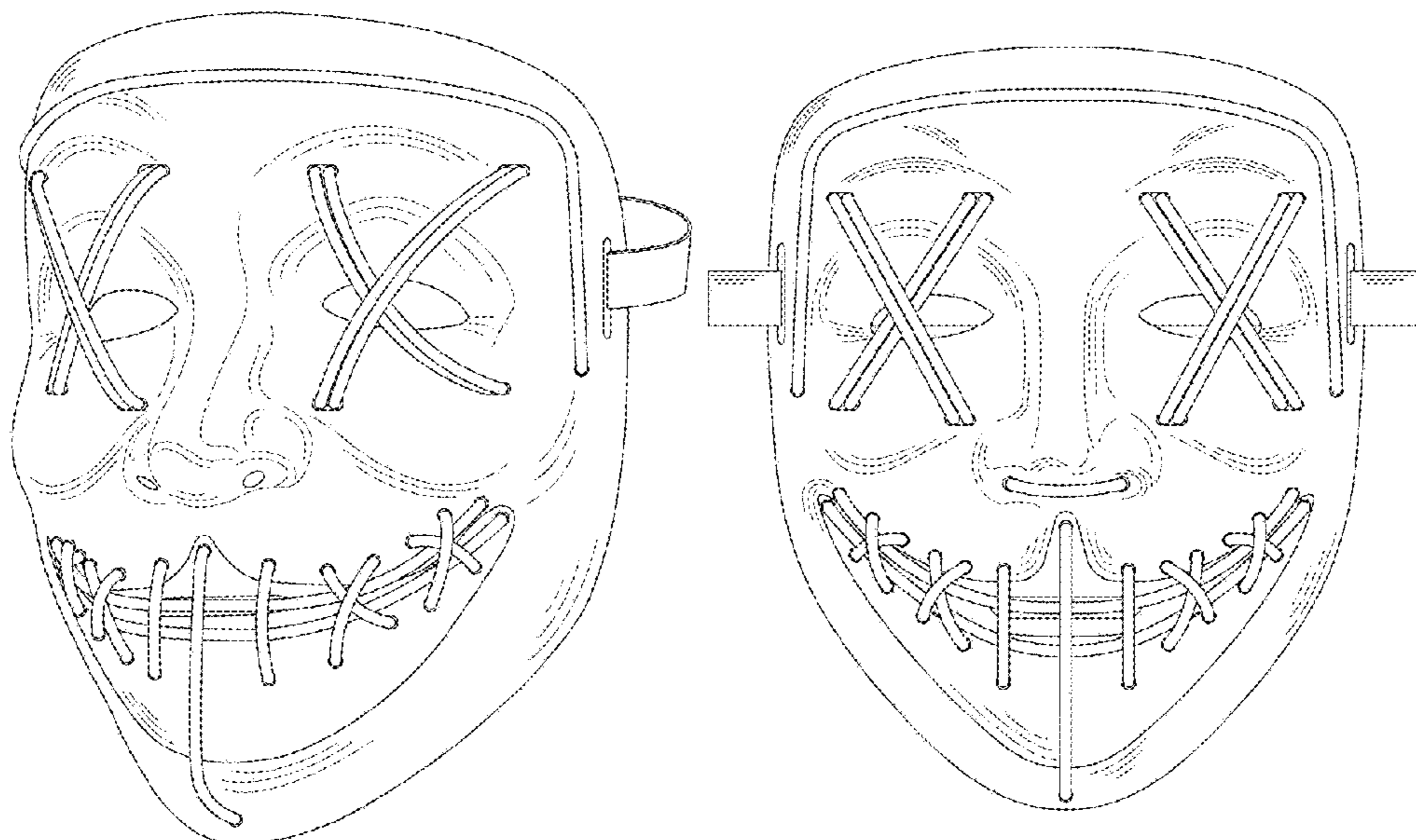
(57) **CLAIM**

The ornamental design for a luminous mask, as shown and described.

DESCRIPTION

FIG. 1 is a perspective view of a luminous mask showing my new design;
 FIG. 2 is a front elevational view thereof;
 FIG. 3 is a rear elevational view thereof;
 FIG. 4 is a left side elevational view thereof;
 FIG. 5 is a right side elevational view thereof;
 FIG. 6 is a top plan view thereof;
 FIG. 7 is a bottom plan view thereof; and,
 FIG. 8 is another perspective view thereof, shown in a used condition with a wire and switch shown in broken lines.
 The broken lines shown depict environment that forms no part of the claimed design.

1 Claim, 8 Drawing Sheets



(56)

References Cited

U.S. PATENT DOCUMENTS

D770,688 S	*	11/2016	Peluso	D29/108
D849,330 S	*	5/2019	Now	D29/108
D851,336 S	*	6/2019	Han	D29/108
D855,894 S	*	8/2019	Han	D29/108

* cited by examiner

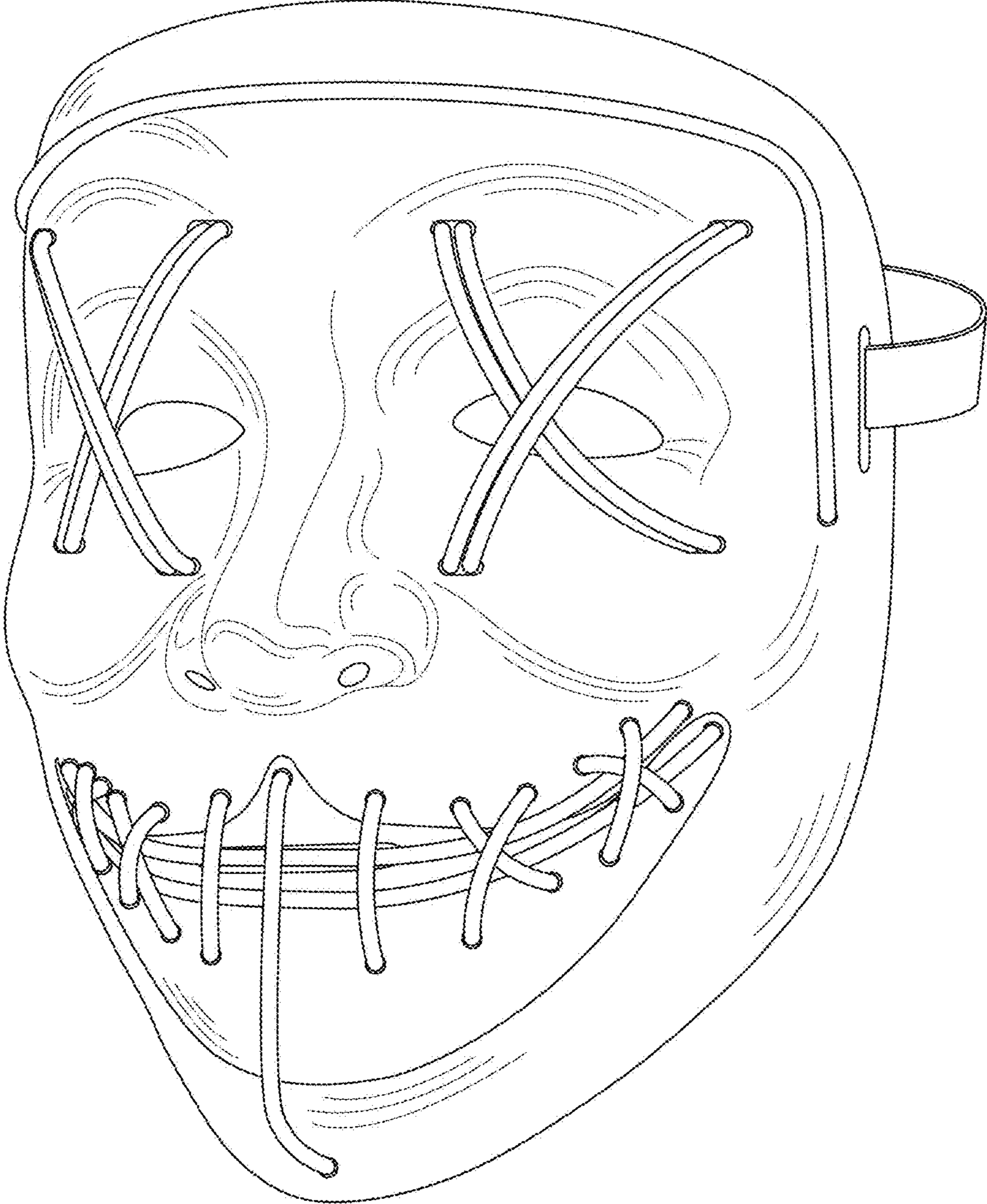


FIG.1

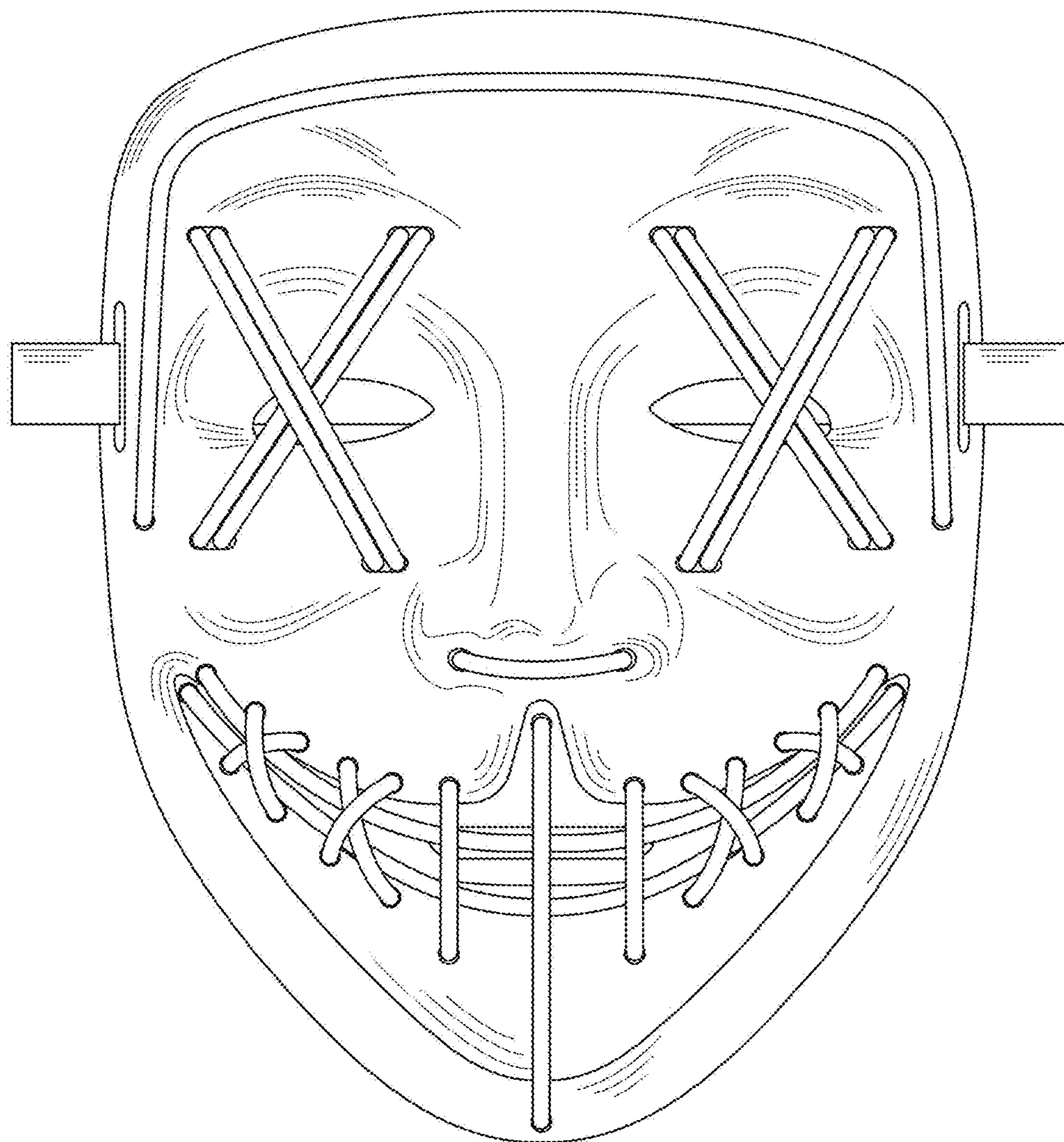


FIG.2

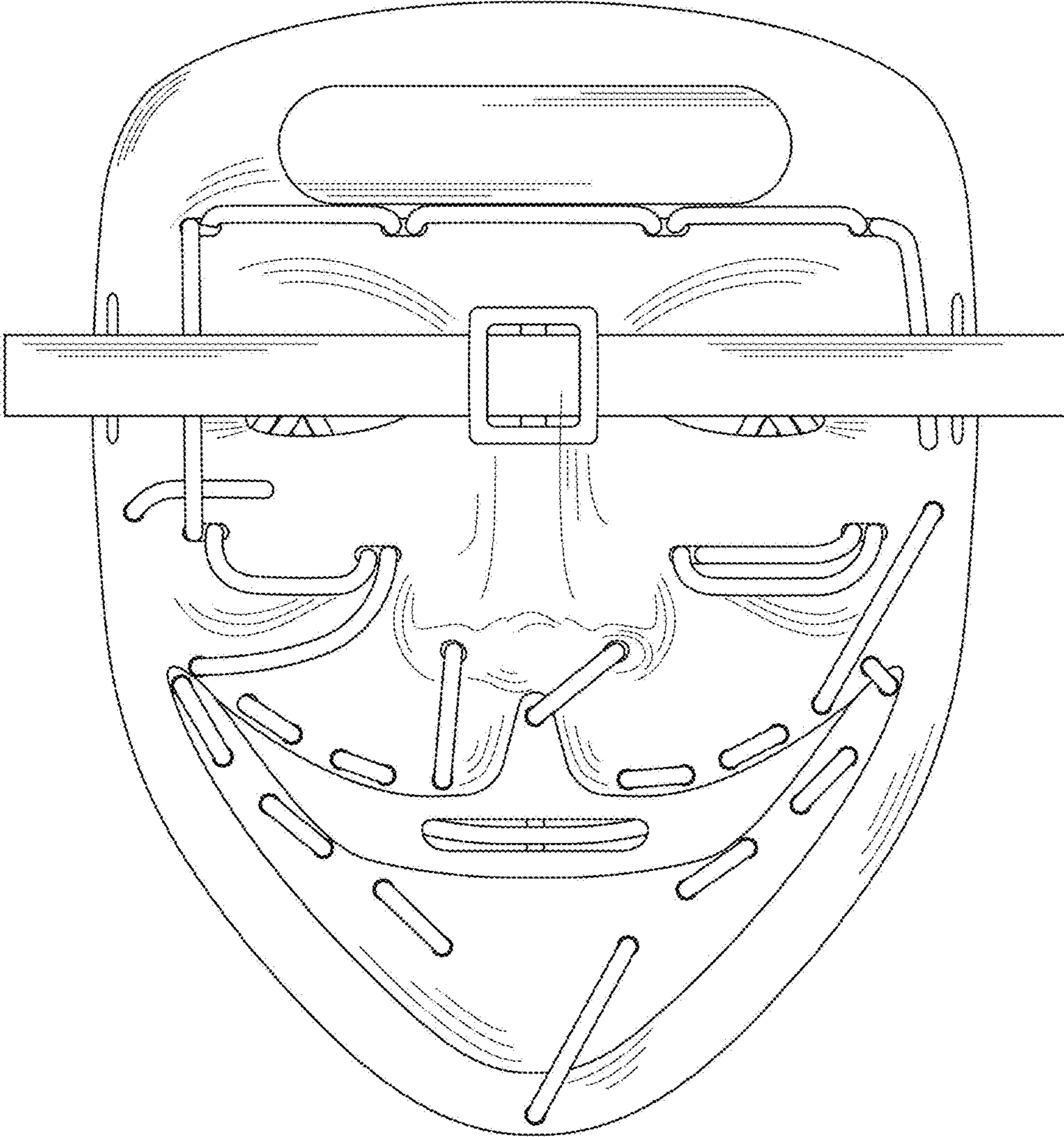


FIG.3

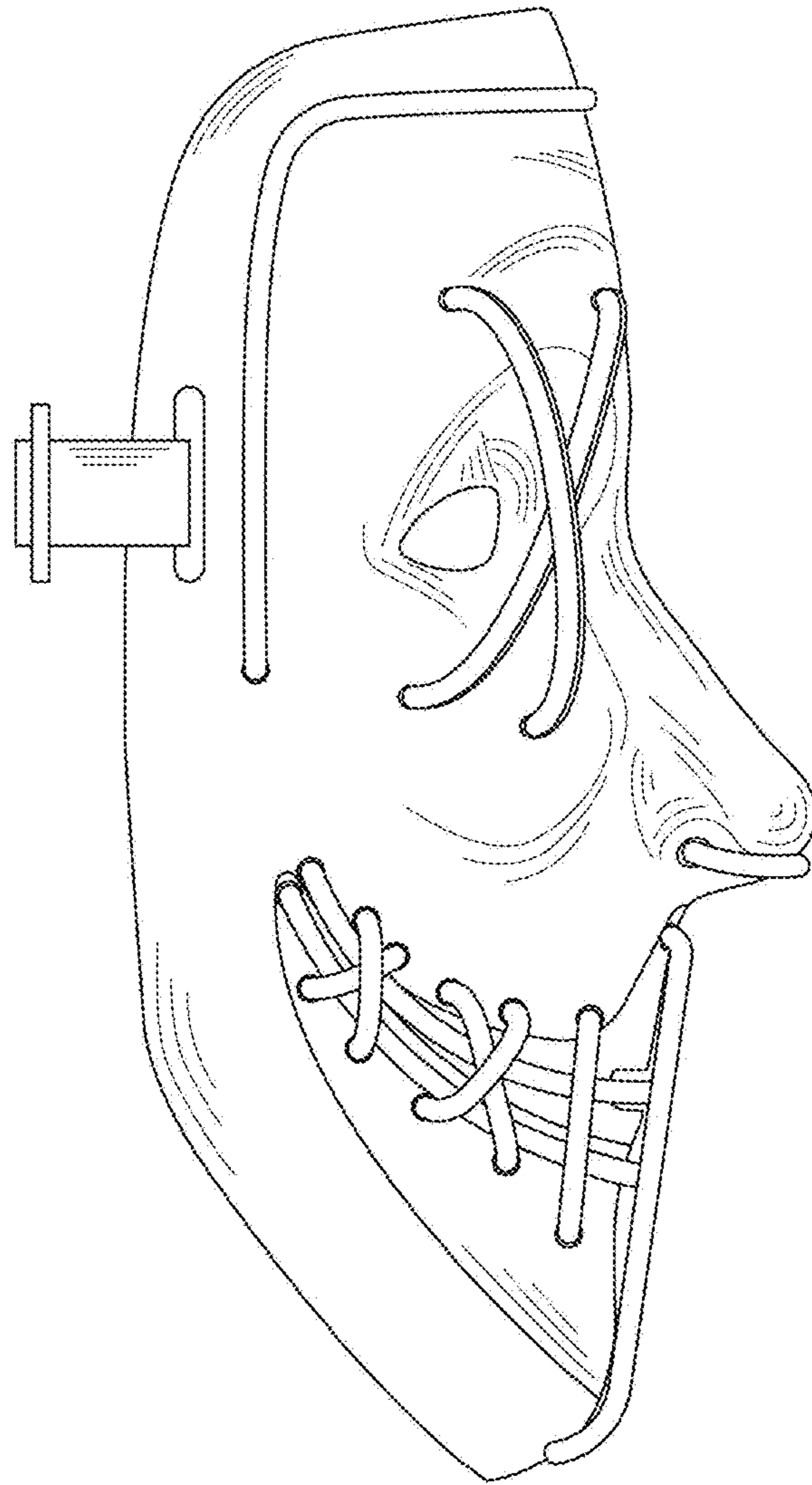


FIG.4

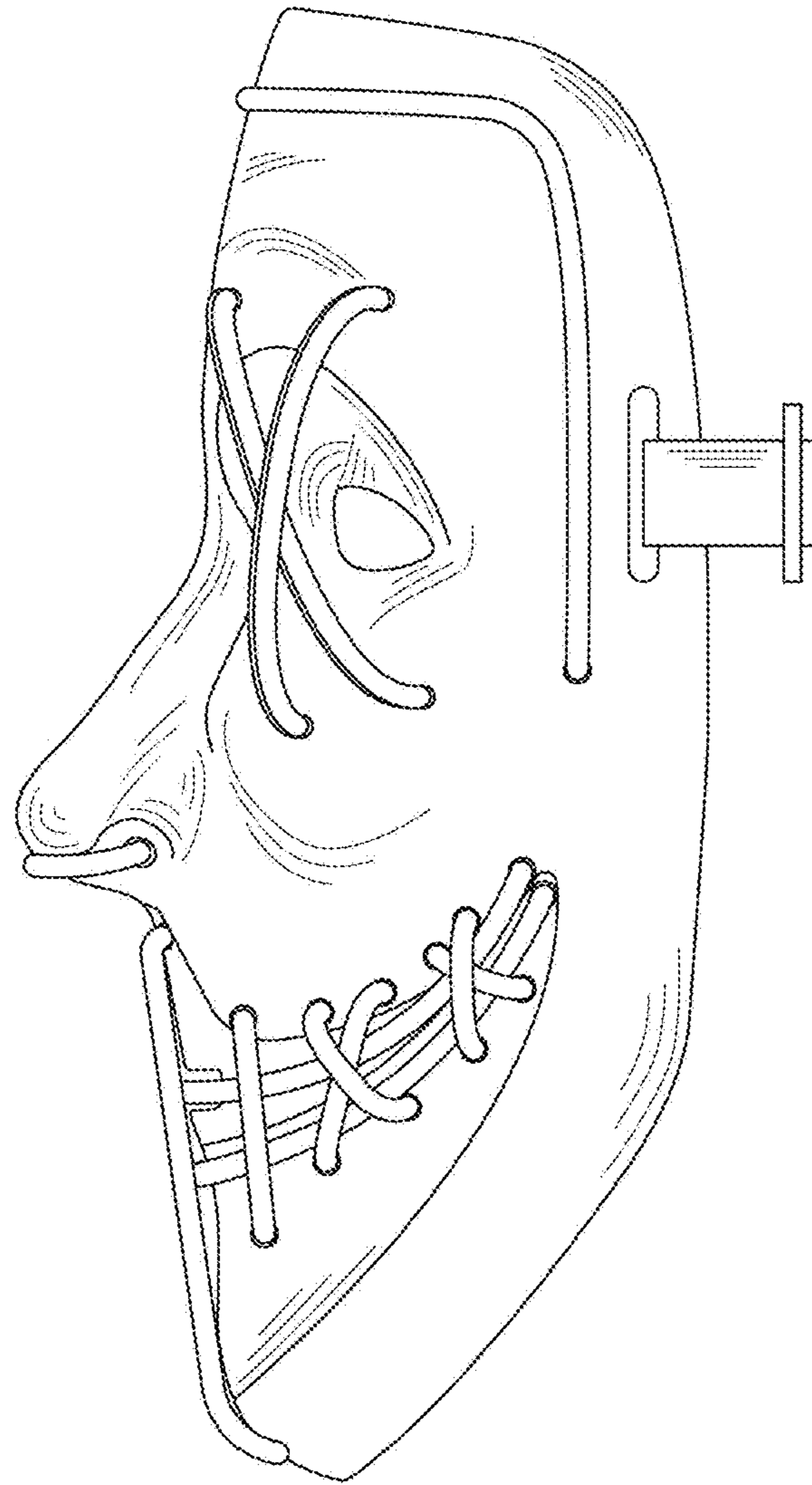


FIG.5

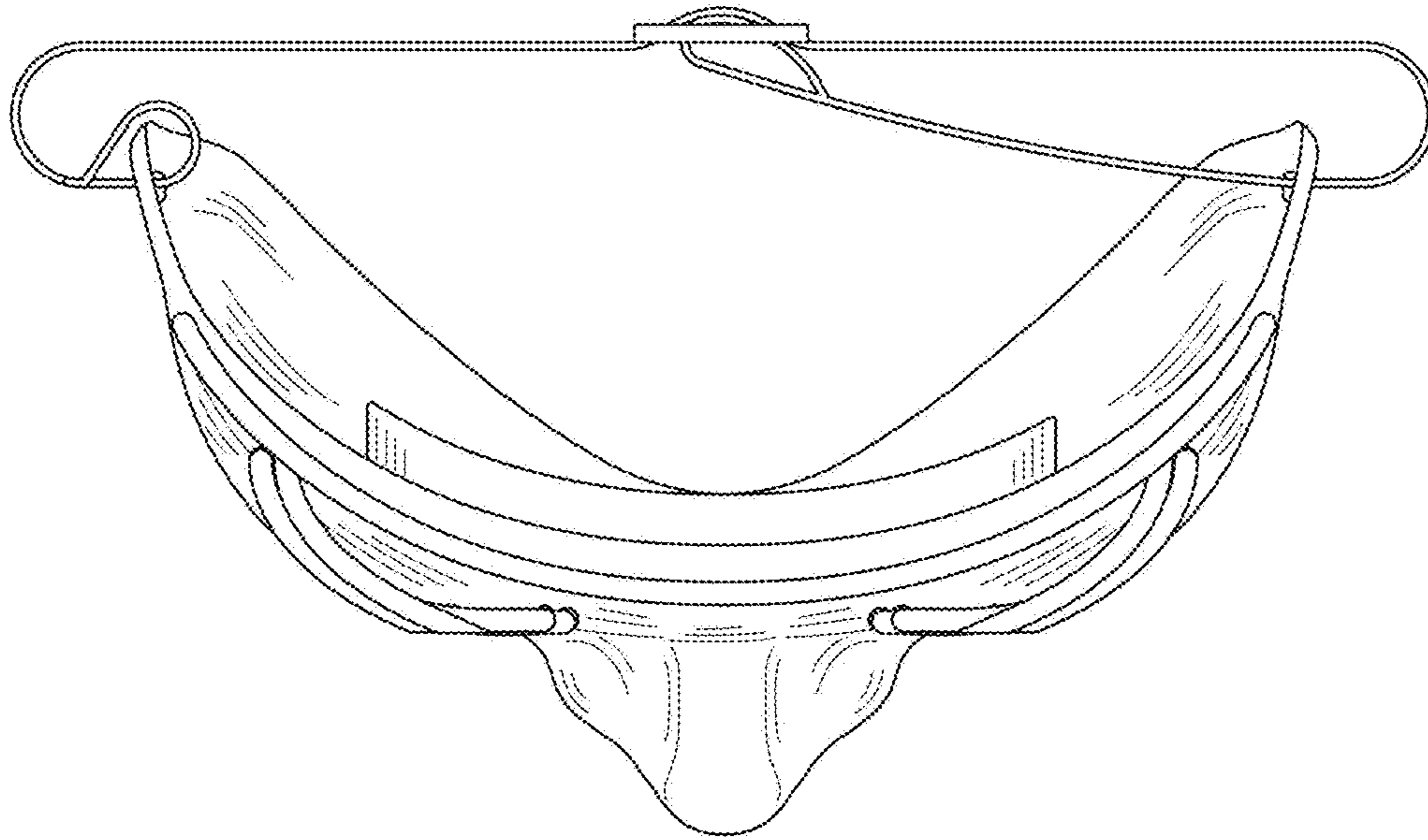


FIG.6

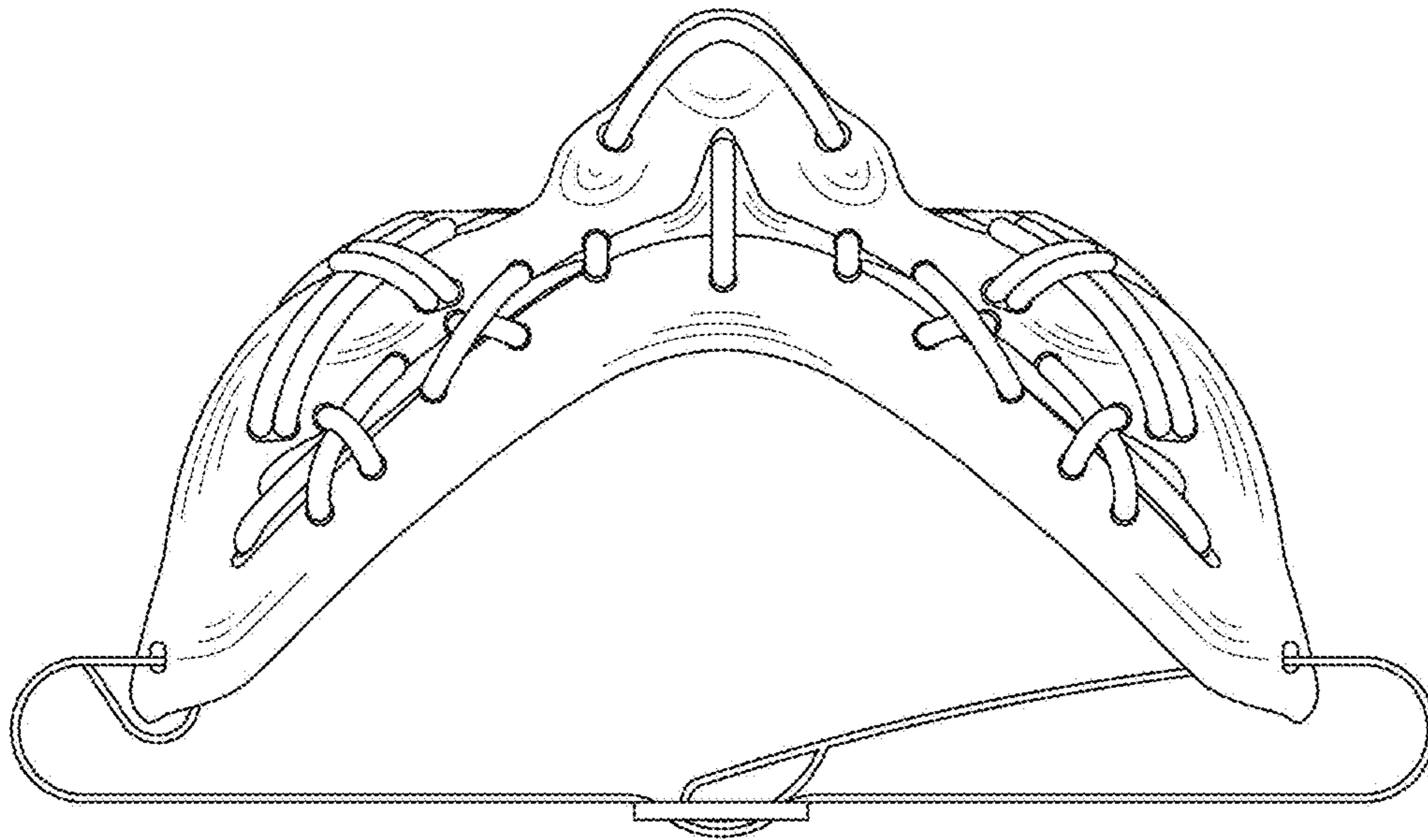


FIG.7

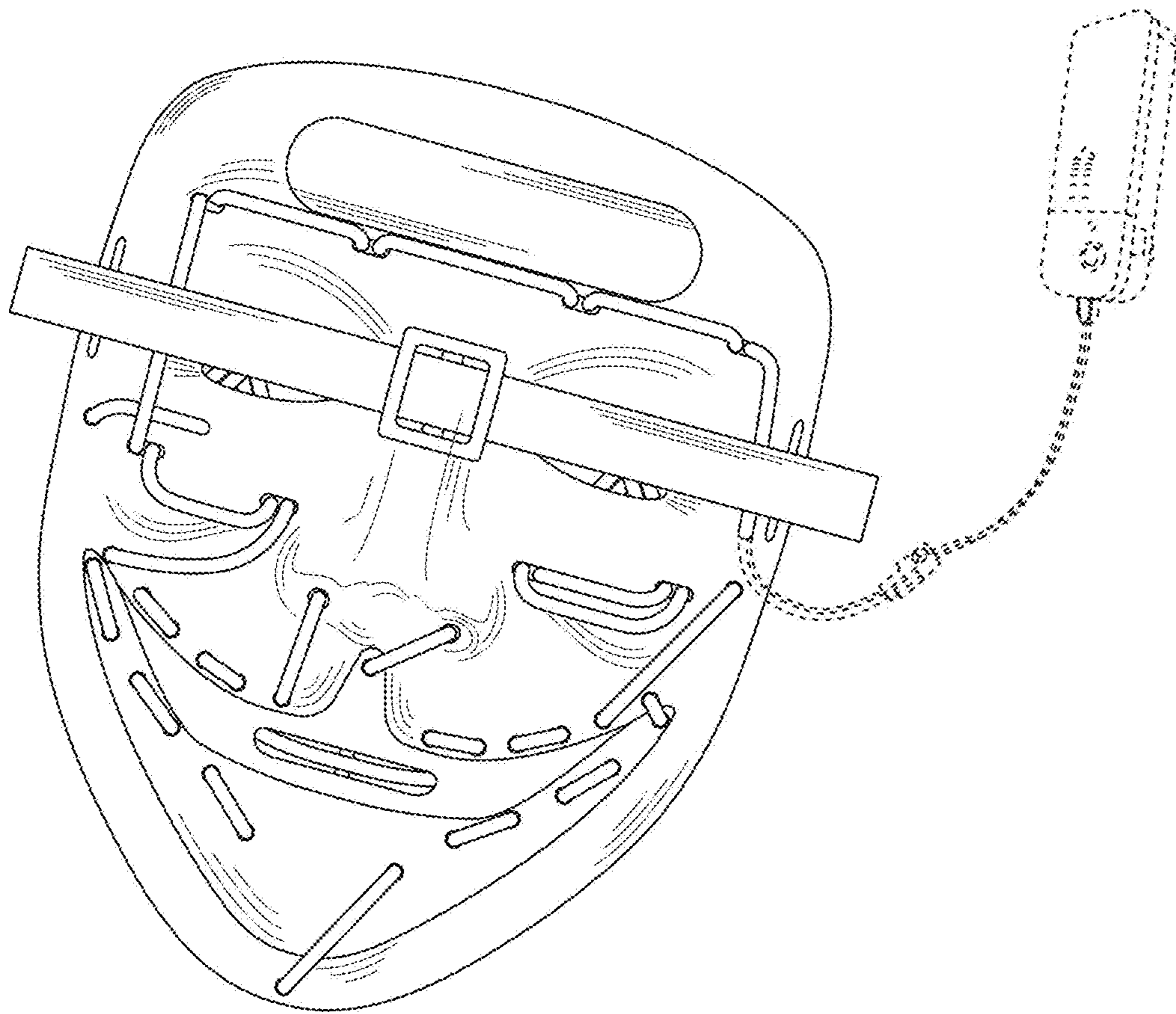


FIG.8