



US00D888341S

(12) **United States Design Patent**  
**Stowers**

(10) **Patent No.:** **US D888,341 S**  
(45) **Date of Patent:** **\*\* Jun. 23, 2020**

(54) **HAIR REMOVAL DEVICE**  
(71) Applicant: **Church & Dwight Co., Inc.**, Ewing,  
NJ (US)  
(72) Inventor: **David Stowers**, Morristown, NJ (US)  
(73) Assignee: **Church & Dwight Co., Inc.**, Ewing,  
NJ (US)  
(\*\*) Term: **15 Years**

D663,483 S \* 7/2012 Lee ..... D28/76  
D674,558 S \* 1/2013 Ino ..... D28/53  
D781,496 S \* 3/2017 Butler ..... D28/58  
D788,850 S \* 6/2017 Timm ..... D19/163  
D834,253 S \* 11/2018 Khubani ..... D28/50  
D834,254 S \* 11/2018 Khubani ..... D28/50  
D836,840 S \* 12/2018 Khubani ..... D28/50  
D841,247 S \* 2/2019 Stowers ..... D28/50  
D841,887 S \* 2/2019 Stowers ..... D28/50  
10,300,619 B2 \* 5/2019 Khubani ..... B26B 19/3853  
D857,296 S \* 8/2019 Khubani ..... D28/51  
D857,297 S \* 8/2019 Khubani ..... D28/51  
D868,373 S \* 11/2019 Kling ..... D28/44.1  
2019/0320778 A1 \* 10/2019 Moon ..... A45D 2/48

(21) Appl. No.: **29/651,790**

\* cited by examiner

(22) Filed: **Mar. 18, 2019**

(51) **LOC (12) Cl.** ..... **28-03**

*Primary Examiner* — Jennifer Rivard

(52) **U.S. Cl.**  
USPC ..... **D28/51**; D28/53; D19/163

(74) *Attorney, Agent, or Firm* — Womble Bond Dickinson  
(US) LLP

(58) **Field of Classification Search**  
USPC ..... D28/49–54; D19/163  
CPC ..... B26B 19/384–3893; B26B 19/22; B26B  
19/26–265; B26B 19/38–3833; B26B  
19/12–18; B26B 19/00–107

(57) **CLAIM**

The ornamental design for a hair removal device, as shown  
and described.

See application file for complete search history.

**DESCRIPTION**

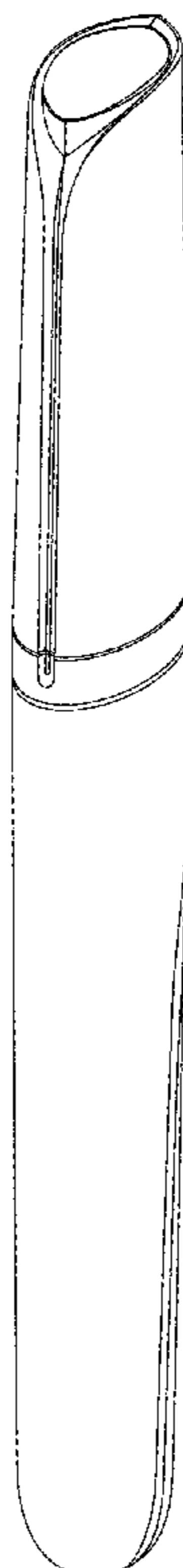
(56) **References Cited**

FIG. 1 is a front perspective view of a hair removal device  
of the present invention showing my new design;  
FIG. 2 is a front side elevation view thereof;  
FIG. 3 is a back side elevation view thereof;  
FIG. 4 is a side elevation view thereof;  
FIG. 5 is another side elevation view thereof  
FIG. 6 is a top plan view thereof; and,  
FIG. 7 is a bottom plan view thereof.

**U.S. PATENT DOCUMENTS**

D485,013 S \* 1/2004 Leventhal ..... D28/52  
D488,260 S \* 4/2004 Khubani ..... D28/53  
D497,035 S \* 10/2004 Khubani ..... D28/53  
D513,092 S \* 12/2005 Ajootian ..... D28/53  
D554,291 S \* 10/2007 Darnell ..... D19/163  
D561,941 S \* 2/2008 Khubani ..... D28/53  
D612,420 S \* 3/2010 Suero, Jr. .... D19/163

**1 Claim, 4 Drawing Sheets**



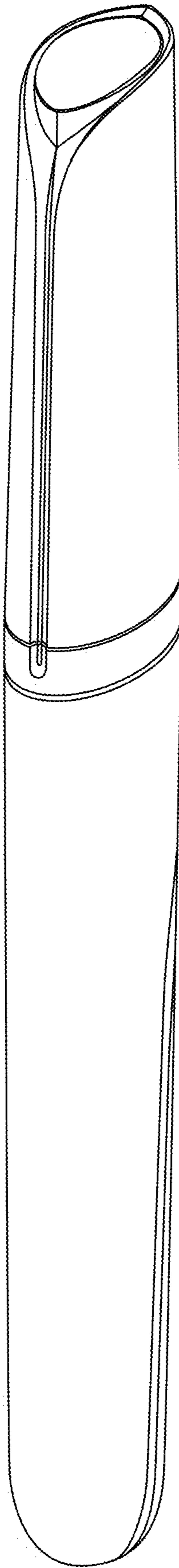


FIG. 1




FIG. 2

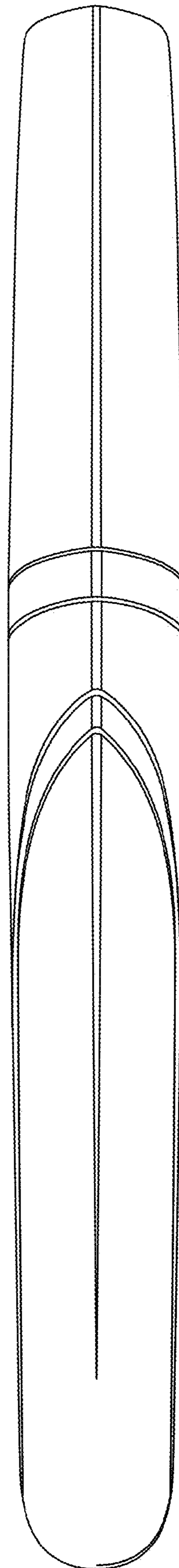


FIG. 3

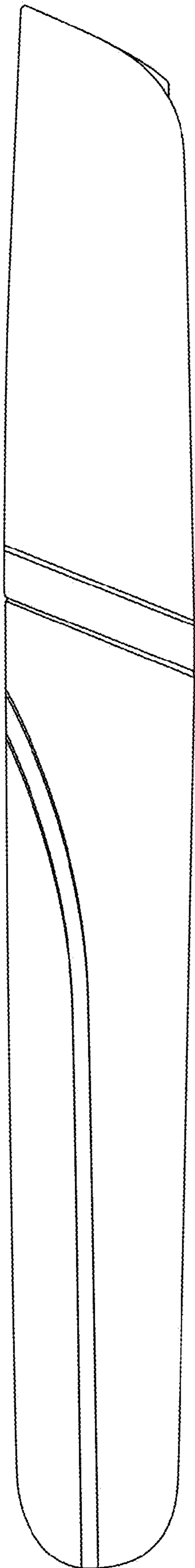


FIG. 4




FIG. 5

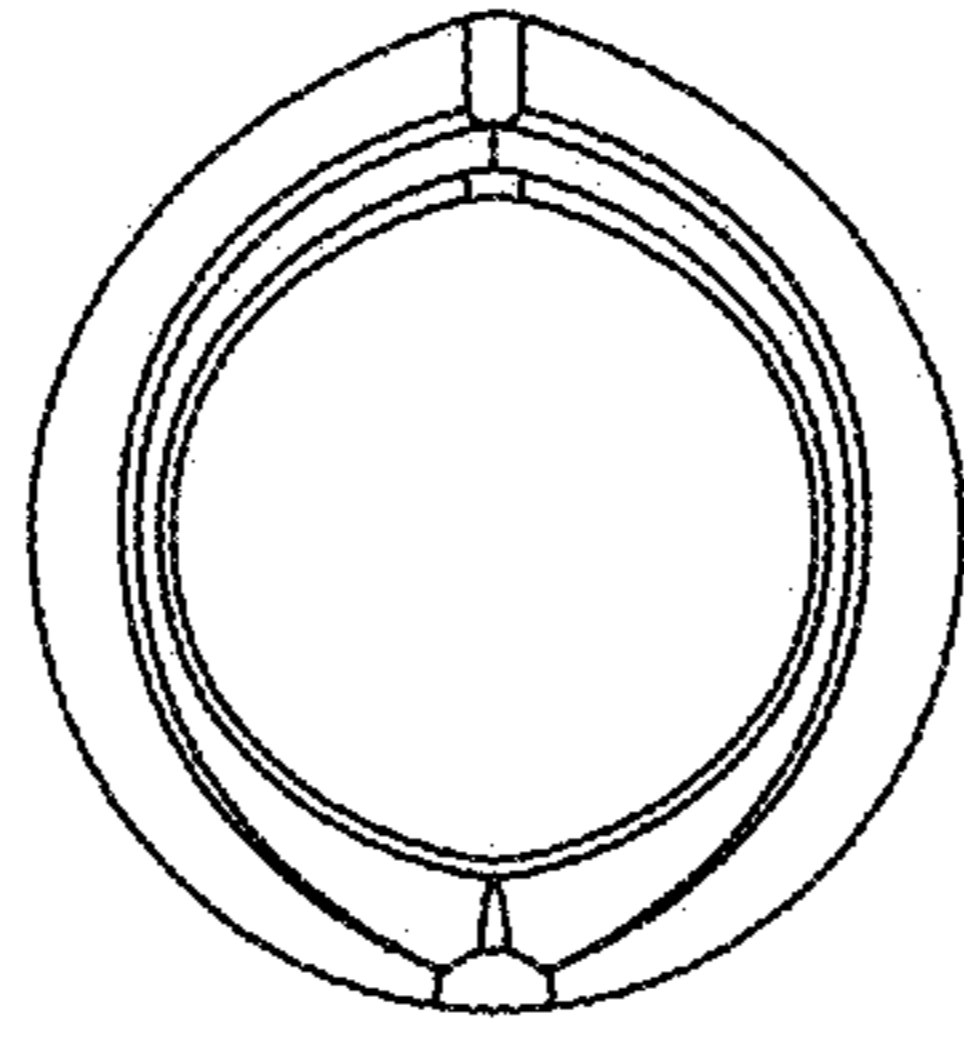


FIG. 6

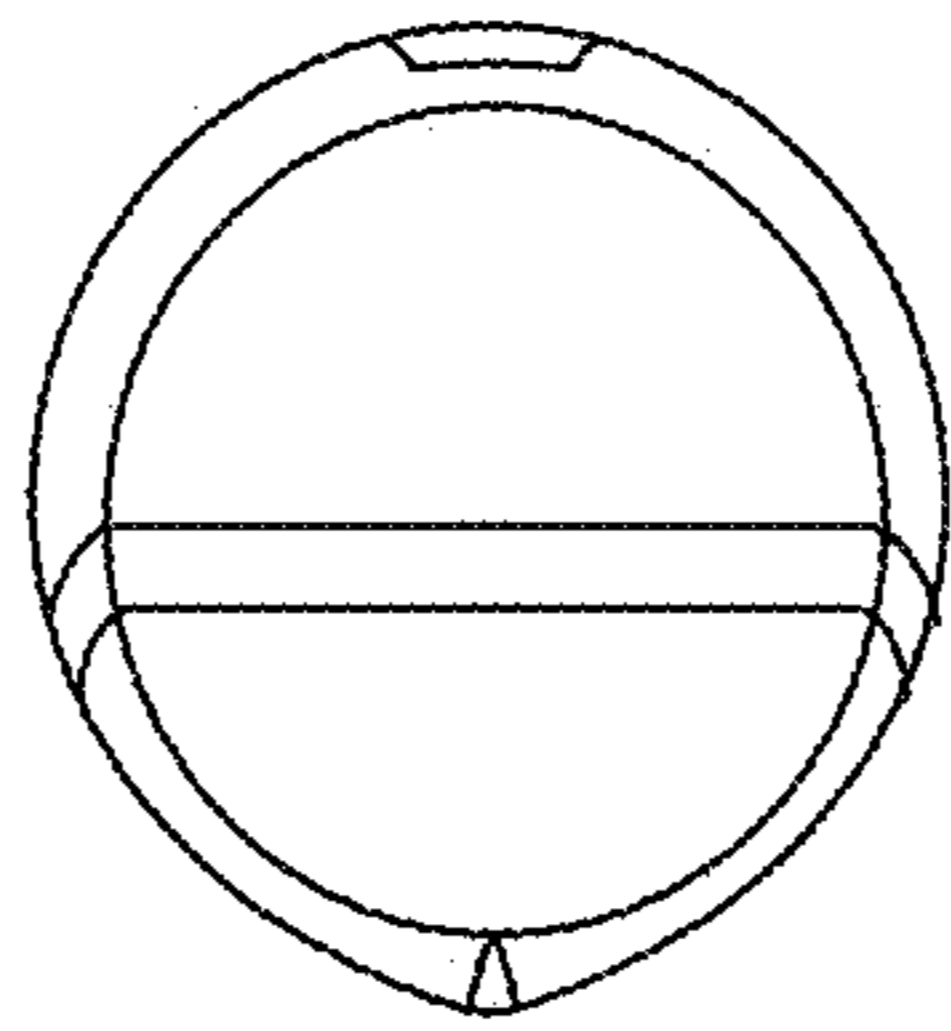


FIG. 7