



US00D888340S

(12) **United States Design Patent** (10) **Patent No.:** **US D888,340 S**
Wei (45) **Date of Patent:** **** Jun. 23, 2020**

(54) **BROW SHAVER**

(71) Applicant: **E. MISHAN & SONS, INC.**, New York, NY (US)
(72) Inventor: **Zhang Wei**, Yuyao (CN)
(73) Assignee: **E. MISHAN & SONS, INC.**, New York, NY (US)

(**) Term: **15 Years**
(21) Appl. No.: **29/673,936**
(22) Filed: **Dec. 18, 2018**

(51) **LOC (12) Cl.** **28-03**
(52) **U.S. Cl.**
USPC **D28/50**
(58) **Field of Classification Search**
USPC D28/49-54
CPC B26B 19/384-3893; B26B 19/22; B26B 19/26-265; B26B 19/38-3833; B26B 19/12-18; B26B 19/00-107
See application file for complete search history.

(56) **References Cited**

U.S. PATENT DOCUMENTS

D189,666 S	6/1960	Edwards	
D216,383 S	12/1969	Fischer	
D243,720 S	3/1977	Yajima	
D283,059 S	3/1986	Satoh	
D307,491 S	4/1990	Okada	
D319,711 S	9/1991	Fujisawa	
D334,969 S	4/1993	Gudefin	
D488,260 S *	4/2004	Khubani	D28/53
D497,035 S *	10/2004	Khubani	D28/53
D602,202 S *	10/2009	Leventhal	D28/53
D637,761 S *	5/2011	Kikawa	D28/53
D674,558 S	1/2013	Ino	
D757,363 S *	5/2016	Sugiyama	D28/53
D758,663 S *	6/2016	Van Maanen	D28/51
D758,664 S	6/2016	Van Maanen	
D841,246 S *	2/2019	Stowers	D28/50
D841,887 S *	2/2019	Stowers	D28/50

(Continued)

FOREIGN PATENT DOCUMENTS

CN	304133267 S	3/1986
CN	3028704	11/1994

(Continued)

OTHER PUBLICATIONS

https://www.ulta.com/flawless-brows-eyebrow-hair-remover?productId=xlsImpprod18981029&sku=2529281&cmpid=PS_Non!google!Product_Listing_Ads&cagpspn=pla&CATCI=aud-553371945779:pla-543470038245&CAAGID=52104494292&CAWELAID=330000200001498271&CATARGETID=330000200001585937&CADevice=c&gclid=CjwKCAiAo8jgBRAVEiwAJUXKql_QqJx2w73RARdVeC5NmMT3tzQccYhi6u_LFsObLQuL91AYX1eaDxoCEpEQAvD_BwE

(Continued)

Primary Examiner — Jennifer Rivard
(74) *Attorney, Agent, or Firm* — Notaro, Michalos & Zaccaria P.C.

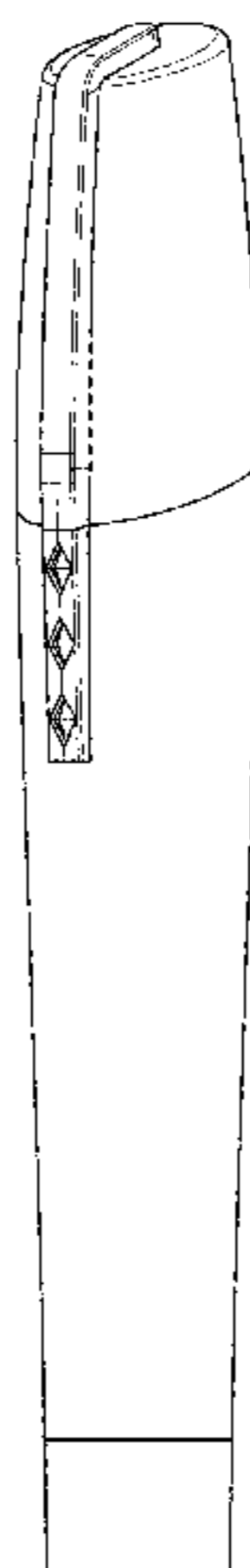
(57) **CLAIM**

The ornamental design for a brow shaver, as shown and described.

DESCRIPTION

FIG. 1 is a front elevational view of a brow shaver showing my design therefor;
FIG. 2 is a left side elevational view thereof;
FIG. 3 is a right side elevational view thereof;
FIG. 4 is a rear elevational view thereof;
FIG. 5 is a front left perspective view thereof;
FIG. 6 is a top plan view thereof;
FIG. 7 is a bottom plan view thereof;
FIG. 8 is a front elevational view of another embodiment of my design therefor;
FIG. 9 is a left side elevational view thereof;
FIG. 10 is a right side elevational view thereof;
FIG. 11 is a rear elevational view thereof;
FIG. 12 is a front left perspective view thereof;
FIG. 13 is a top plan view thereof; and,
FIG. 14 is a bottom plan view thereof.

1 Claim, 12 Drawing Sheets



(56)

References Cited

U.S. PATENT DOCUMENTS

D857,296 S * 8/2019 Khubani D28/51
 D868,373 S * 11/2019 Kling D28/44.1
 D873,489 S * 1/2020 Zhou D28/50
 2019/0320778 A1* 10/2019 Moon A45D 2/48

FOREIGN PATENT DOCUMENTS

CN 3089524 11/1998
 CN 3211803 11/2001
 CN 3214969 12/2001
 CN 3221273 1/2002
 CN 3232876 7/2002
 CN 3247158 7/2002
 CN 3283967 3/2003
 CN 3316059 8/2003
 CN 3469265 8/2005
 CN 302002746 S 7/2012
 CN 302113991 S 10/2012
 CN 302485093 S 6/2013
 CN 302643320 S 11/2013
 CN 303162153 S 4/2015

CN 302653459 S 7/2015
 CN 303672425 S 5/2016
 CN 303798153 S 8/2016
 CN 303828883 S 8/2016
 CN 201630614223.7 6/2017
 EM 0041712470001 8/2017
 JP D1504741 8/2014
 JP D1504917 8/2014
 KR 300033460000 7/1981
 KR 3000869430000 3/1989
 KR 3009108630000 6/2017

OTHER PUBLICATIONS

Home World Business, Finishing Touch Unveils Discreet Hair Removal Device, <https://www.homeworldbusiness.com/finishing-touch-unveils-discreet-hair-removal-device/#prettyPhoto>—published Jul. 5, 2017.
 Tudou, Finishing touch flawless, <https://videotudou.com/v/XMjg5OTY5MDc1Mg==.html?spm=a2hzp.8253869.0.0> published Jul. 18, 2017.

* cited by examiner

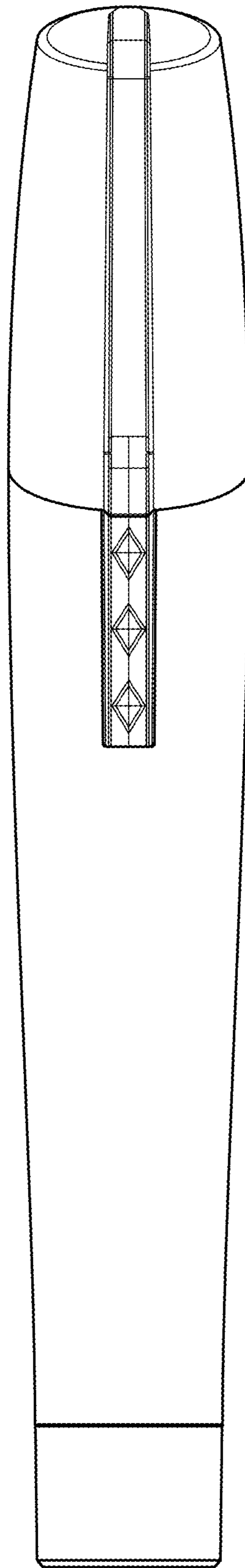


FIG. 1

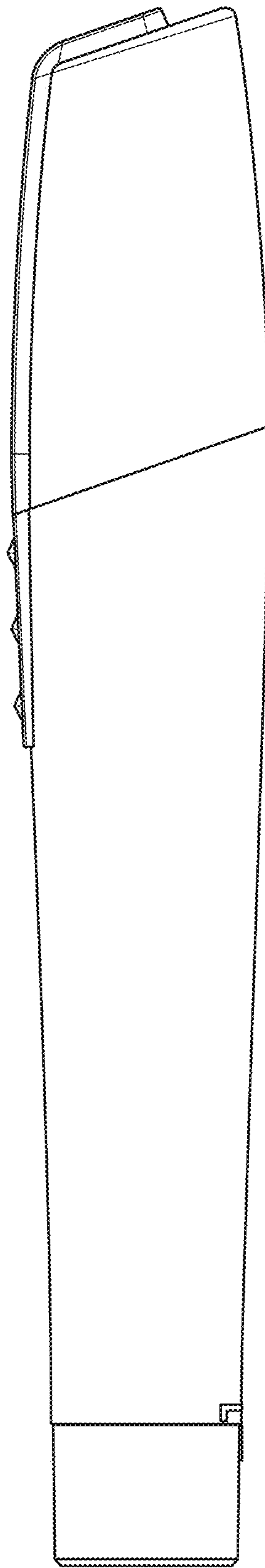


FIG. 2

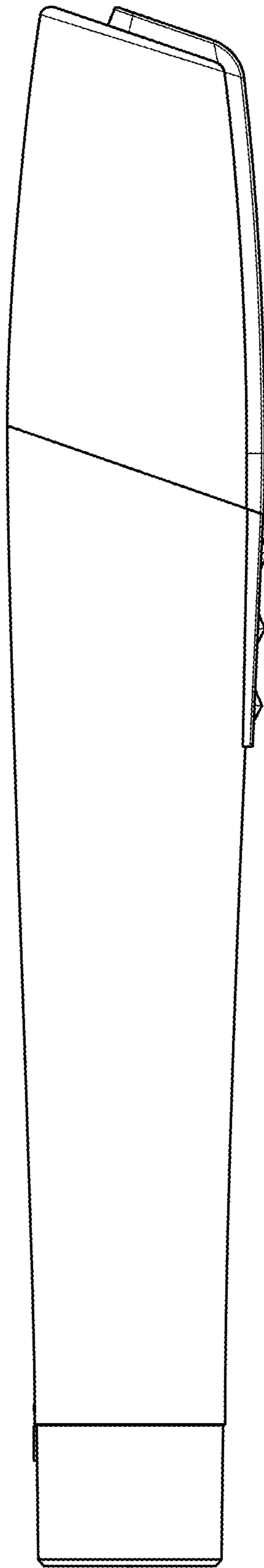


FIG. 3




FIG. 4

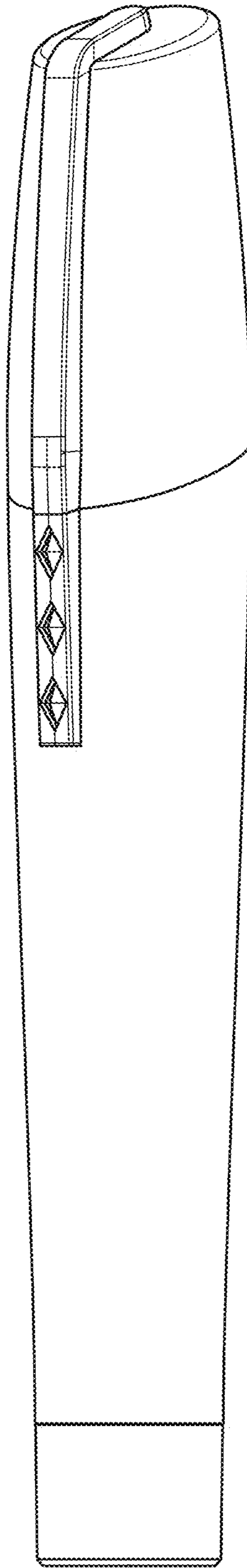


FIG. 5

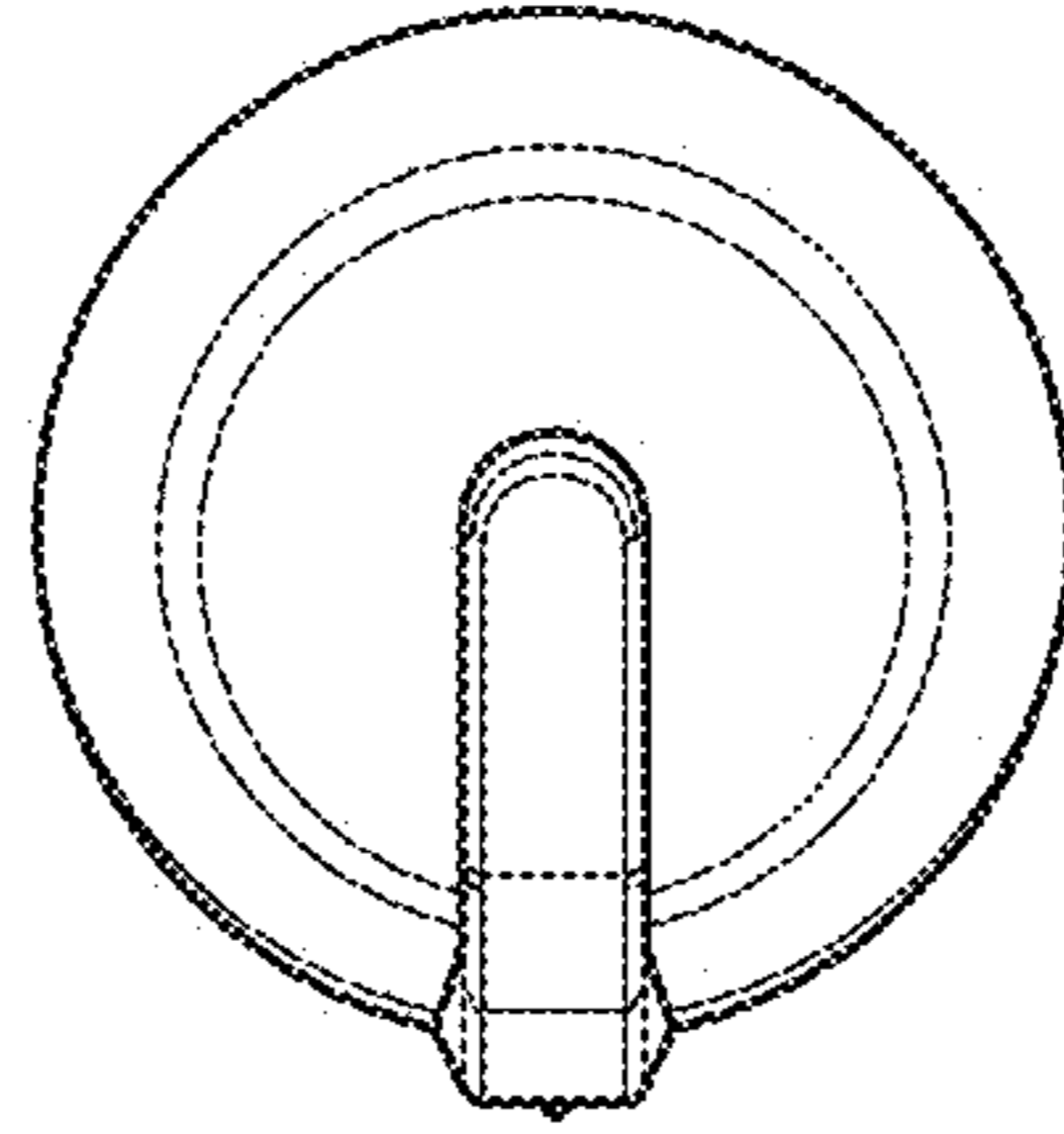


FIG. 6

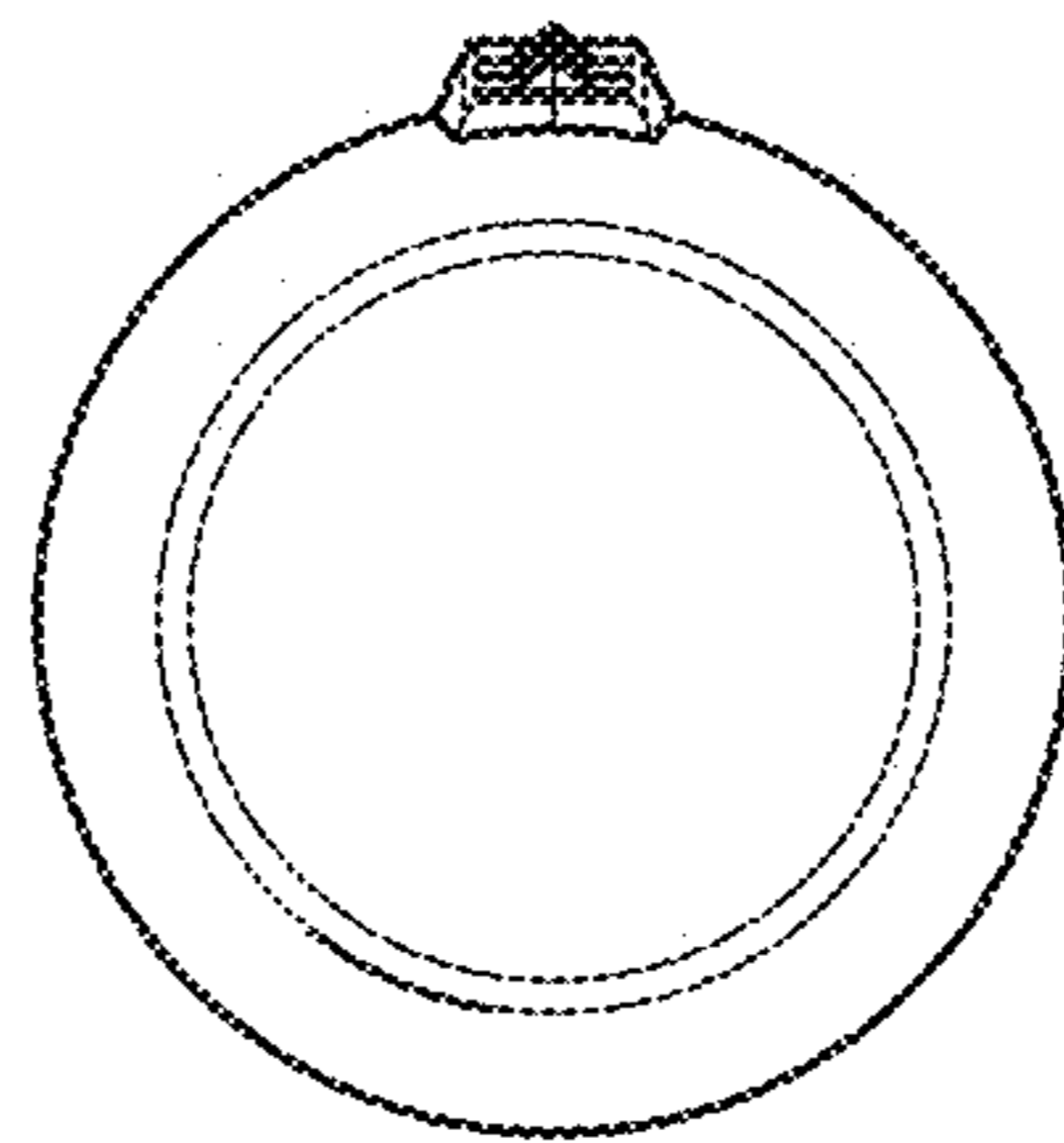


FIG. 7

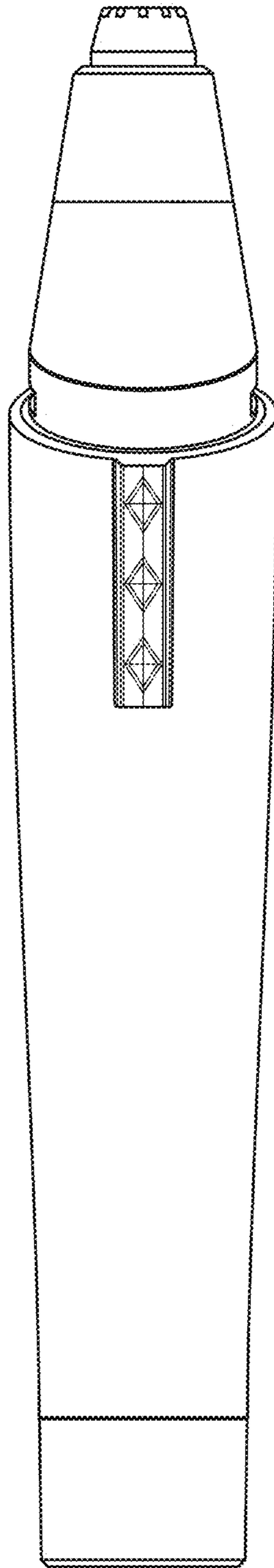


FIG. 8

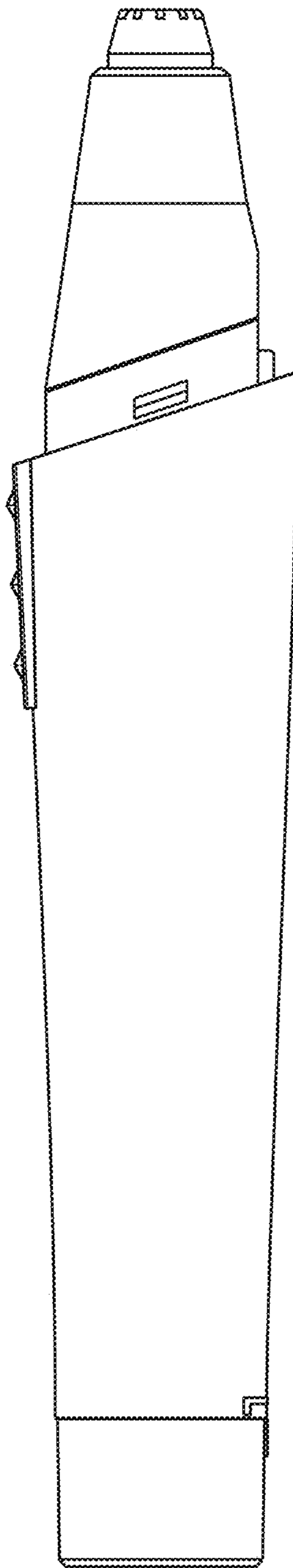


FIG. 9

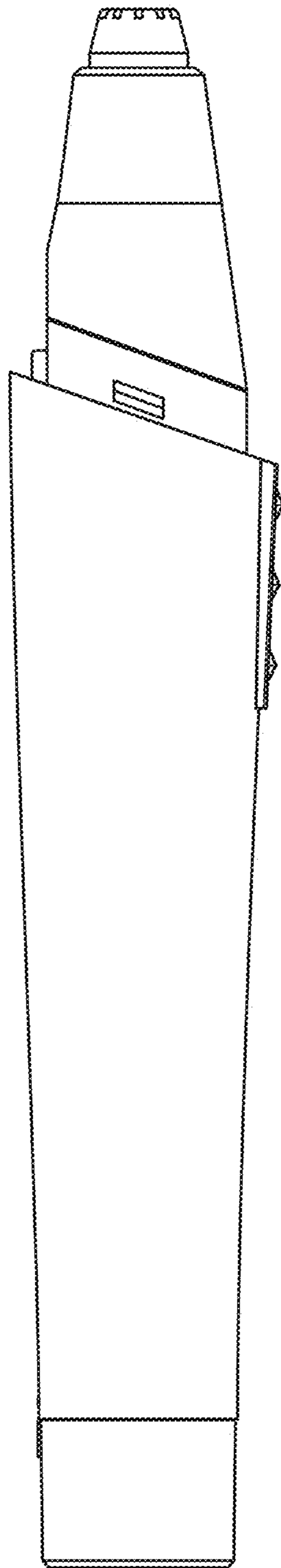


FIG. 10




FIG. 11

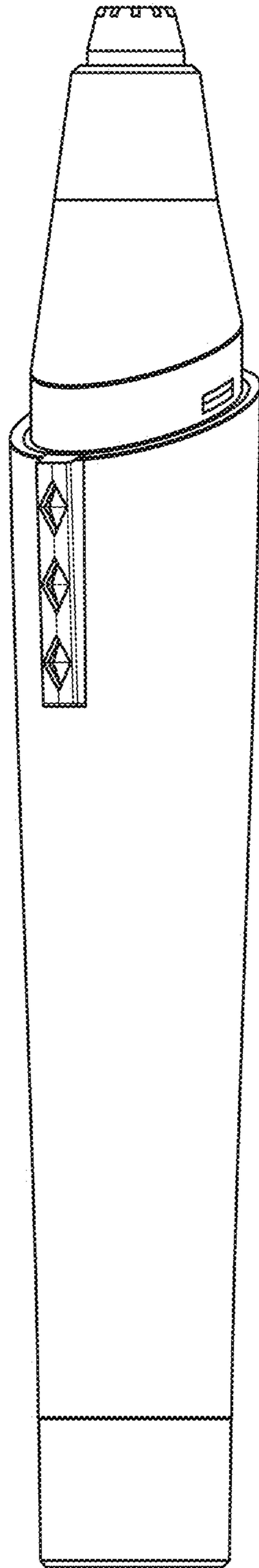


FIG. 12

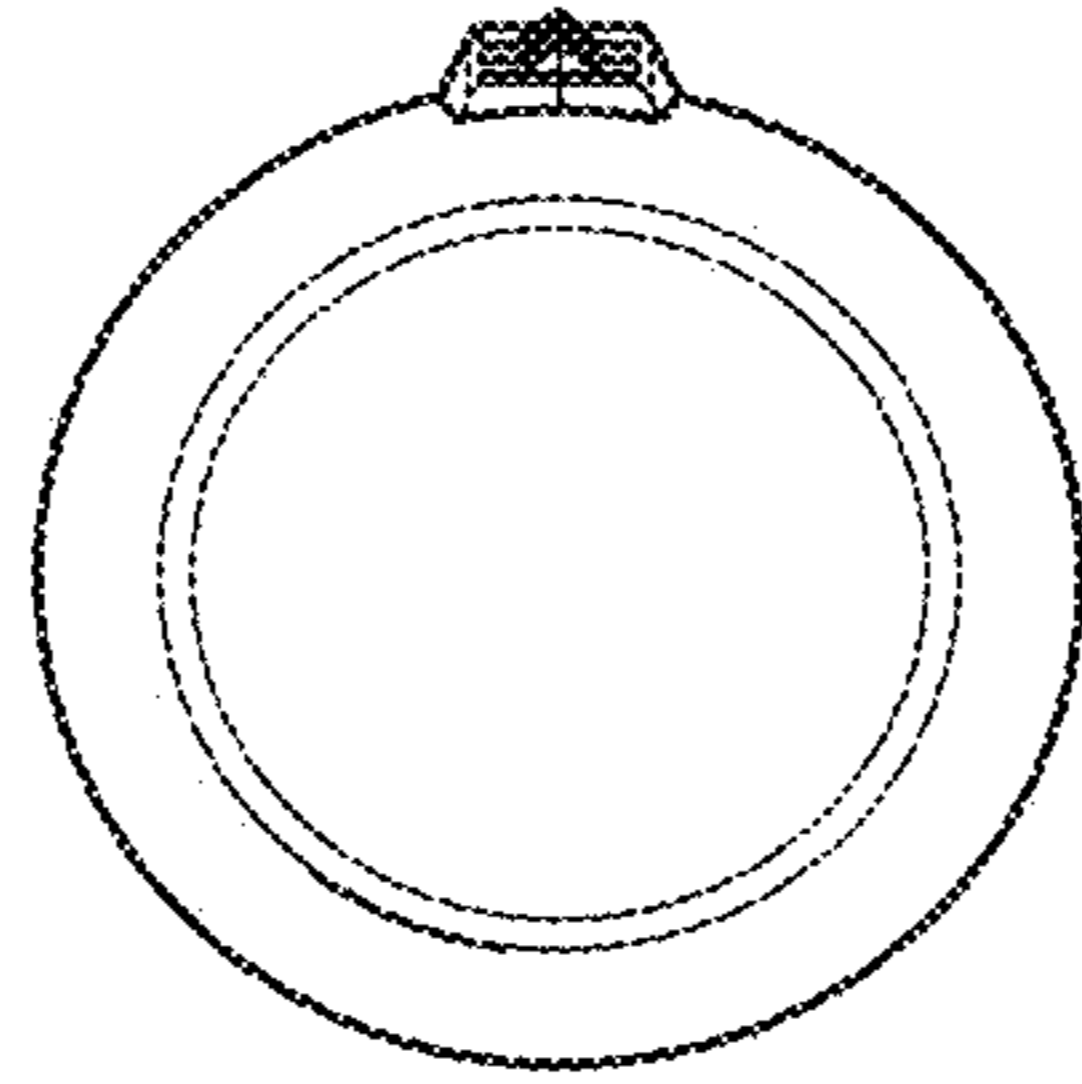


FIG. 13

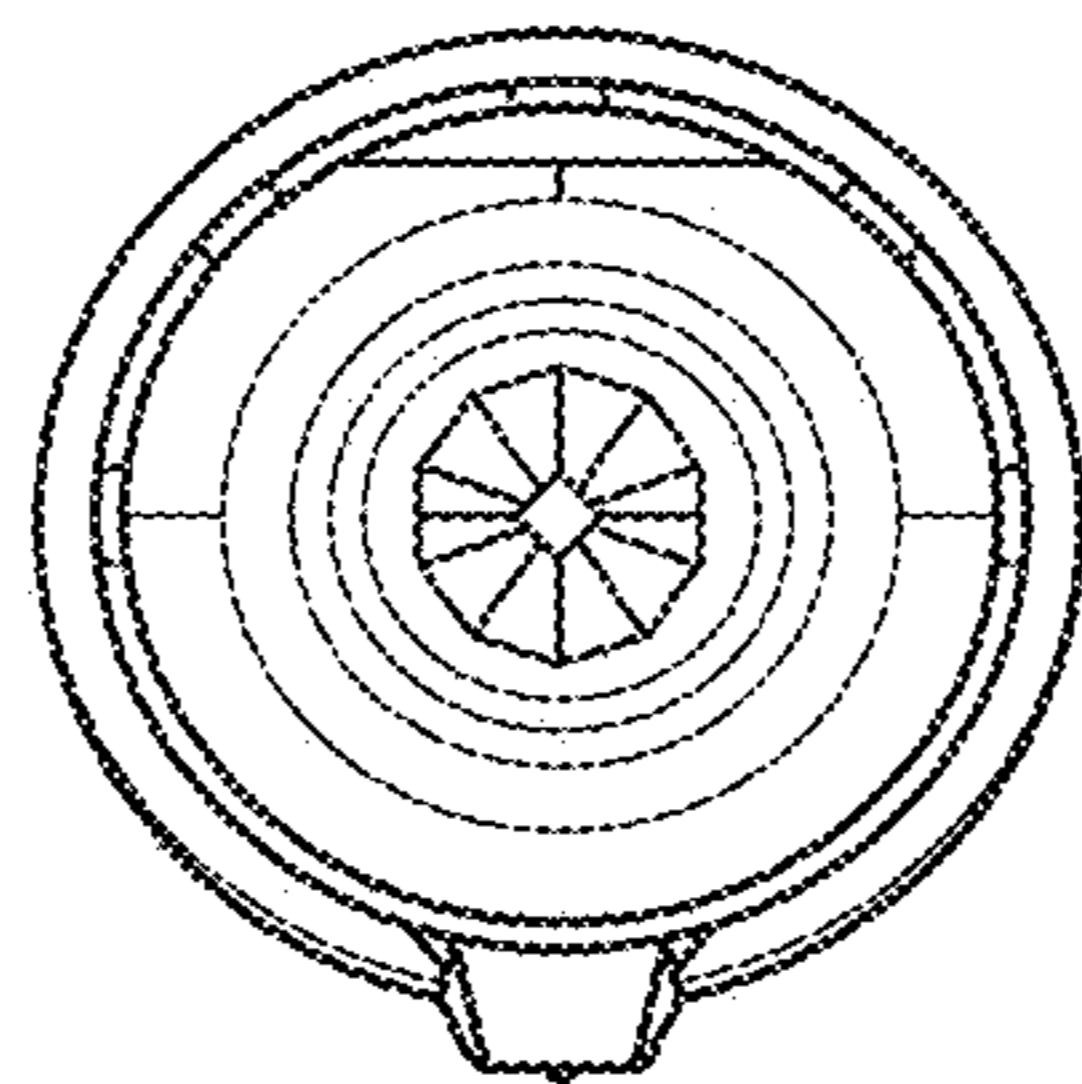


FIG. 14