



US00D888337S

(12) **United States Design Patent**
Zoot et al.

(10) **Patent No.:** **US D888,337 S**
(45) **Date of Patent:** **** *Jun. 23, 2020**

- (54) **ATTACHMENT FOR A COMB**
- (71) Applicant: **Denroy Group Limited**, Bangor (GB)
- (72) Inventors: **Ivan Zoot**, Chicago, IL (US);
Christopher Boomer, Lisburn (GB)
- (73) Assignee: **Denroy Group Limited**, Bangor (GB)
- (*) Notice: This patent is subject to a terminal disclaimer.
- (**) Term: **15 Years**
- (21) Appl. No.: **29/647,088**
- (22) Filed: **May 9, 2018**
- (51) **LOC (12) Cl.** **28-03**
- (52) **U.S. Cl.**
USPC **D28/34**
- (58) **Field of Classification Search**
USPC D28/13, 19, 21, 22, 23, 24, 25, 27, 28,
D28/29, 30, 31, 32, 33, 34, 44, 45, 49,
D28/50, 51, 52, 53, 54, 63, 74; D4/101,
D4/102, 105, 106, 109, 110, 111, 112,
D4/117, 128, 130, 131, 132, 133, 134, 13,
D4/136, 138
CPC A46B 2200/01; A46B 2200/1046; A46B
2200/104; A46B 2200/1066; A46B
2200/20; A46B 2200/30; A46B 2200/10;
A46B 2200/1026; A46B 2200/1033;
A46B 1/00; A46B 3/00; A46B 5/00;
A46B 7/00; A46B 9/00; A46B 11/00;
A46B 13/00; A46B 15/00; A46B 17/00
See application file for complete search history.

- (56) **References Cited**
U.S. PATENT DOCUMENTS
3,638,665 A * 2/1972 Staffas, Sr. A45D 24/36
132/129
4,345,608 A * 8/1982 Cavaioli A45D 24/02
132/160

D495,089 S *	8/2004	Tomaro	D28/21
D565,793 S *	4/2008	Wallace	D28/54
D643,575 S *	8/2011	Peverini	D28/30
D675,380 S *	1/2013	Yoon	D28/54
D697,265 S *	1/2014	Bergese	D28/53
D718,899 S *	12/2014	Burkman	A45D 24/00 D28/21
D748,862 S *	2/2016	Aulwes	D28/54
D754,400 S *	4/2016	Andersson	D28/54
D791,410 S *	7/2017	Whittaker	D28/54
D796,116 S *	8/2017	Watkins	D28/24
D800,388 S *	10/2017	Ino	D28/53
D812,299 S *	3/2018	Suh	D28/29
D821,030 S *	6/2018	Paul	D28/25
D840,099 S *	2/2019	Pretorius	D28/33
D840,594 S *	2/2019	Briscolini	D28/30
2009/0019706 A1 *	1/2009	Werner	B26B 19/20 30/233.5
2009/0044411 A1 *	2/2009	Cotant	A45D 24/36 30/233.5

(Continued)

Primary Examiner — Michelle E. Wilson
Assistant Examiner — Messina L Smith
 (74) *Attorney, Agent, or Firm* — Caseiro Burke LLC;
 Chris A. Caseiro

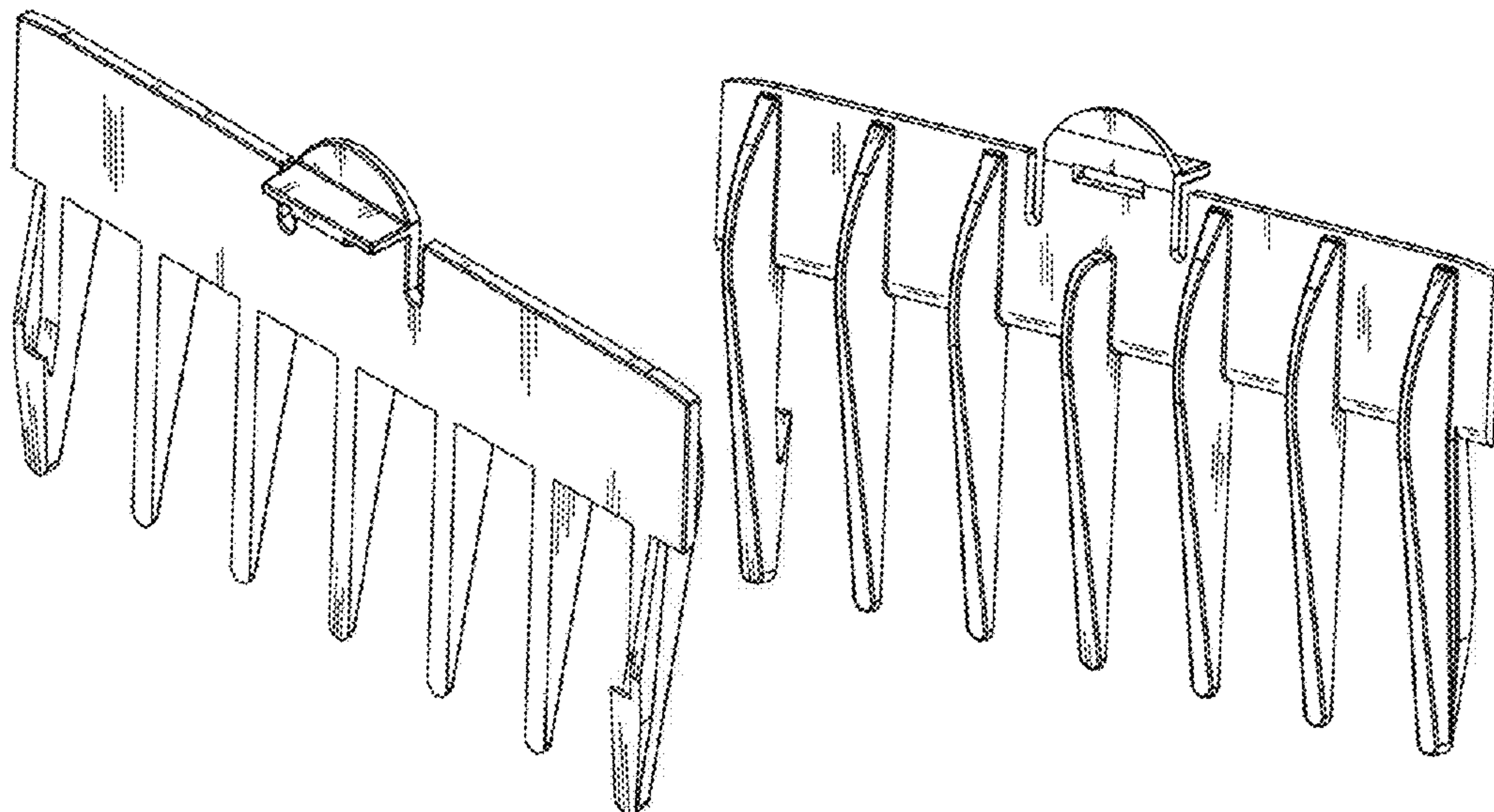
(57) **CLAIM**

The ornamental design for an attachment for a comb, as shown and described.

DESCRIPTION

FIG. 1 is a perspective view of an attachment for a comb showing our new design;
 FIG. 2 is another perspective view thereof;
 FIG. 3 is a front view thereof;
 FIG. 4 is a back view thereof;
 FIG. 5 is a top view thereof;
 FIG. 6 is a bottom view thereof; and,
 FIG. 7 is a side view thereof.

1 Claim, 7 Drawing Sheets



(56)

References Cited

U.S. PATENT DOCUMENTS

2011/0061243 A1* 3/2011 Smit B26B 19/20
30/233.5
2017/0266823 A1* 9/2017 Whittaker B26B 19/20

* cited by examiner

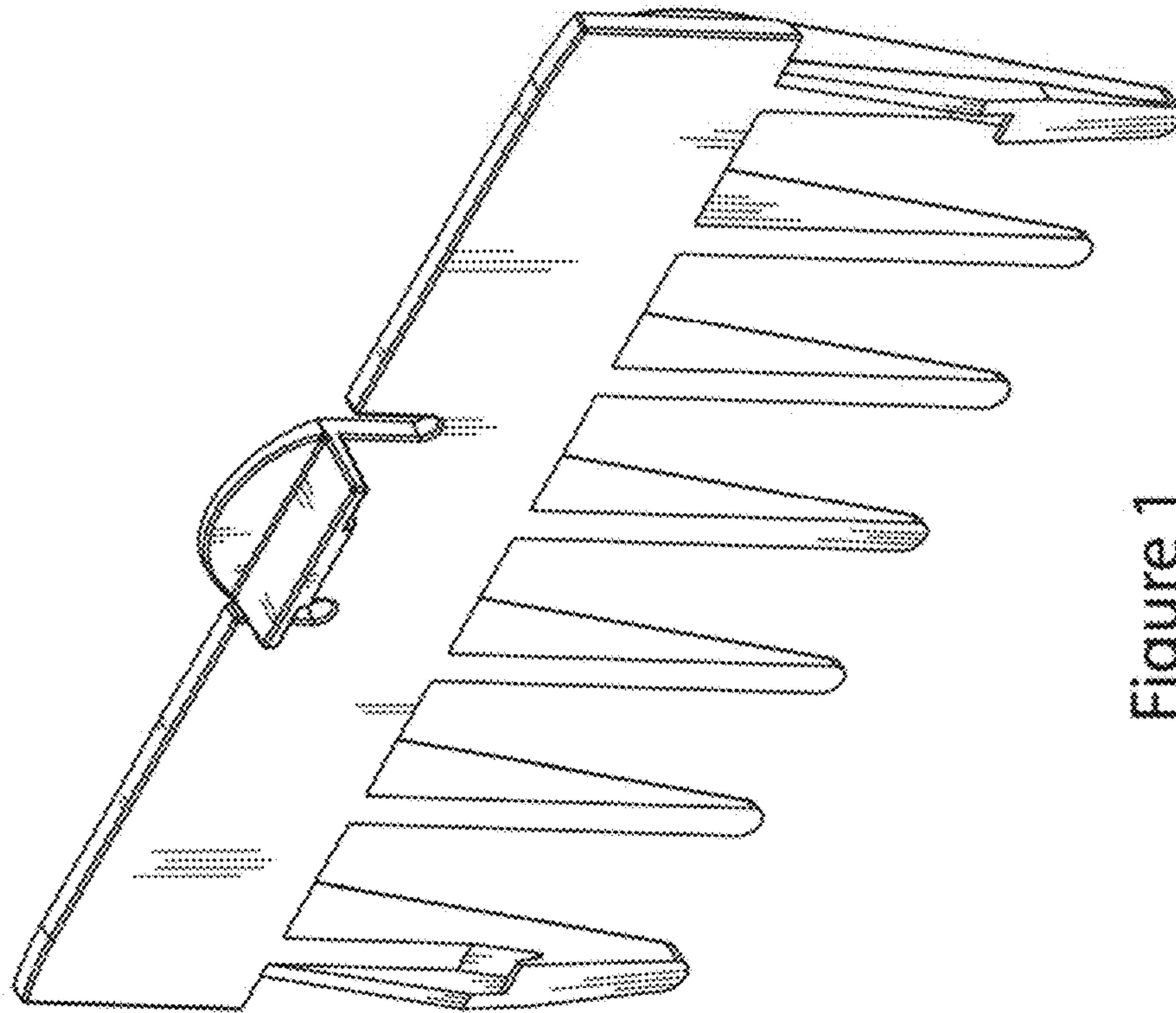


Figure 1

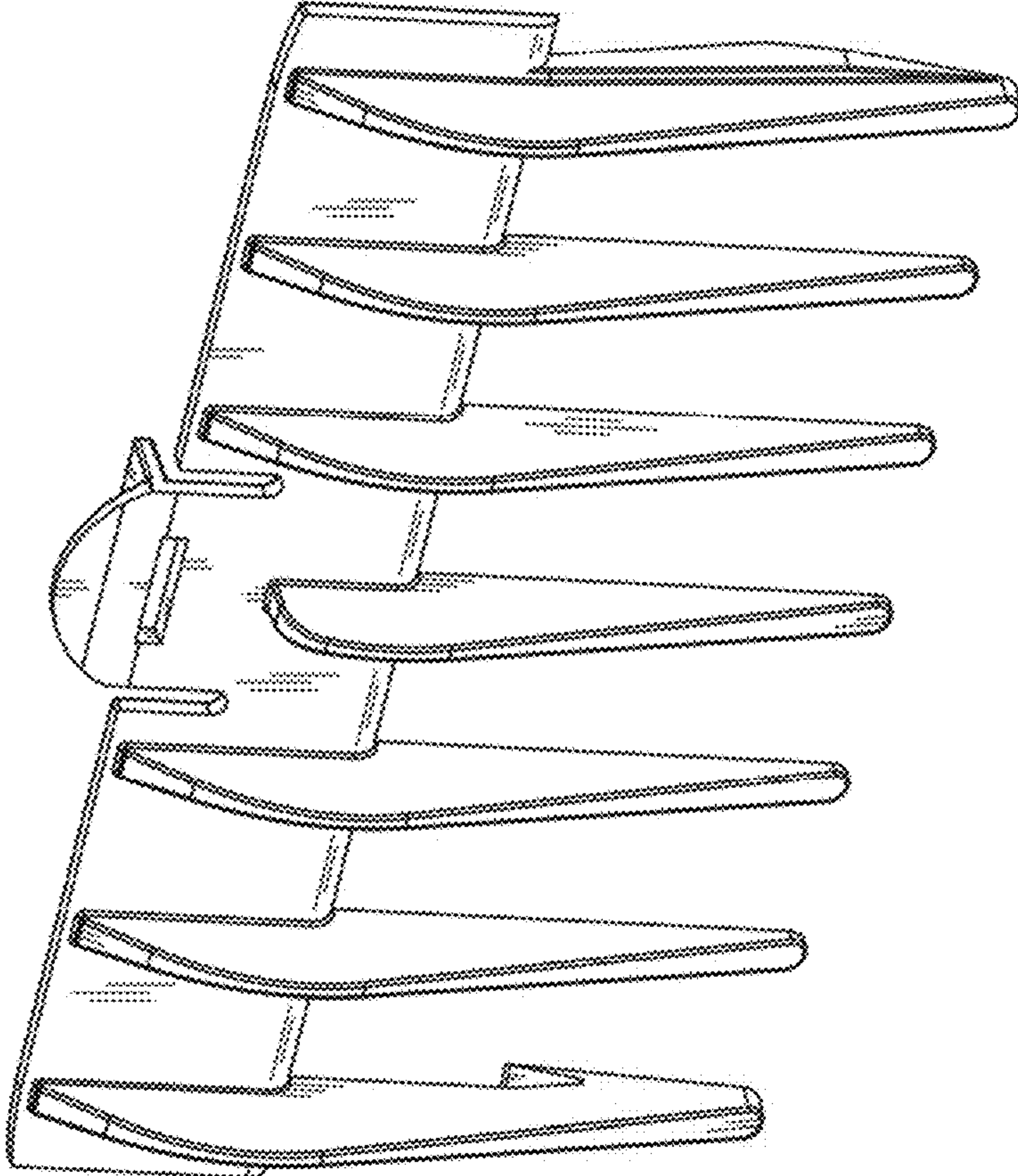


Figure 2

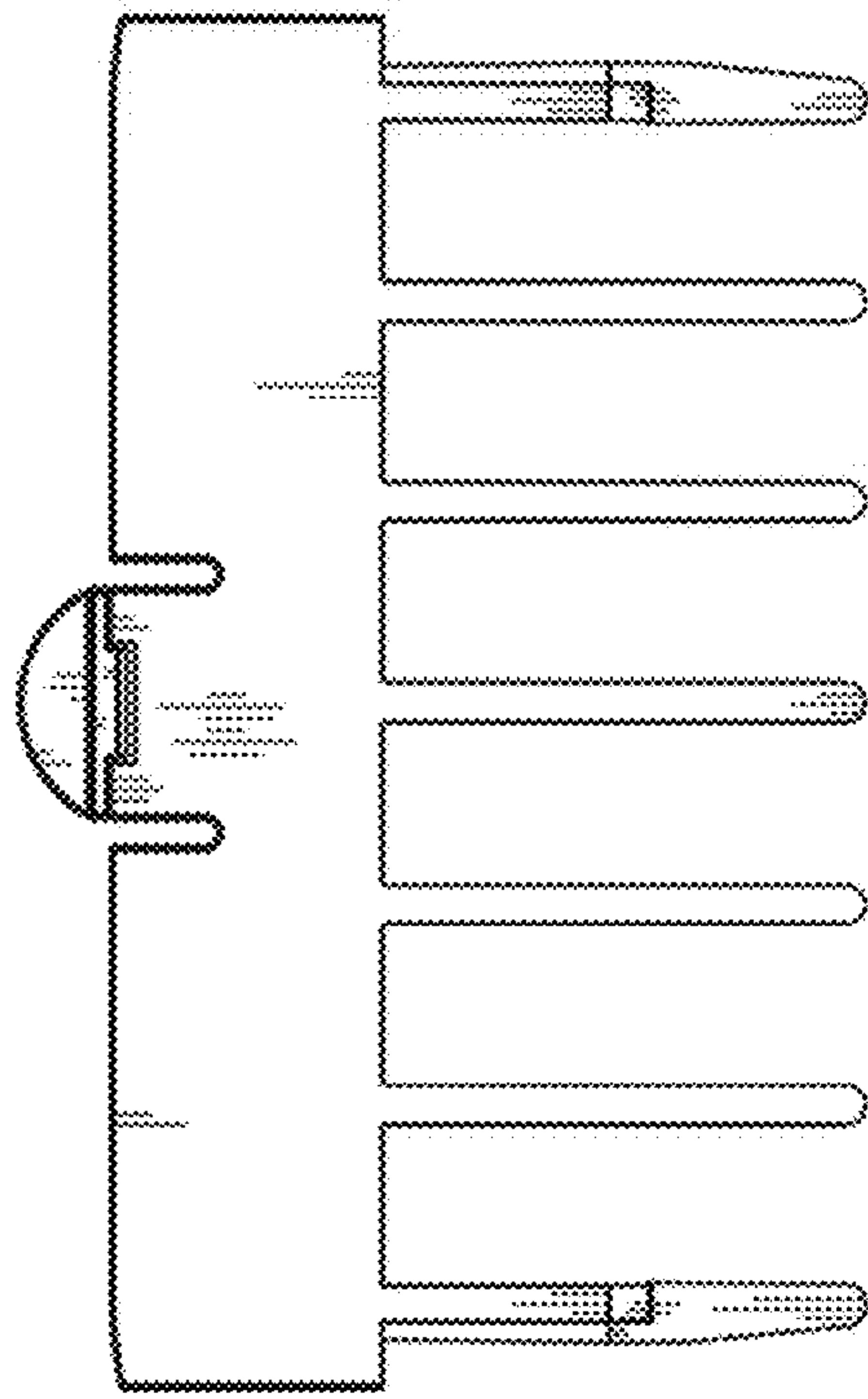


Figure 3

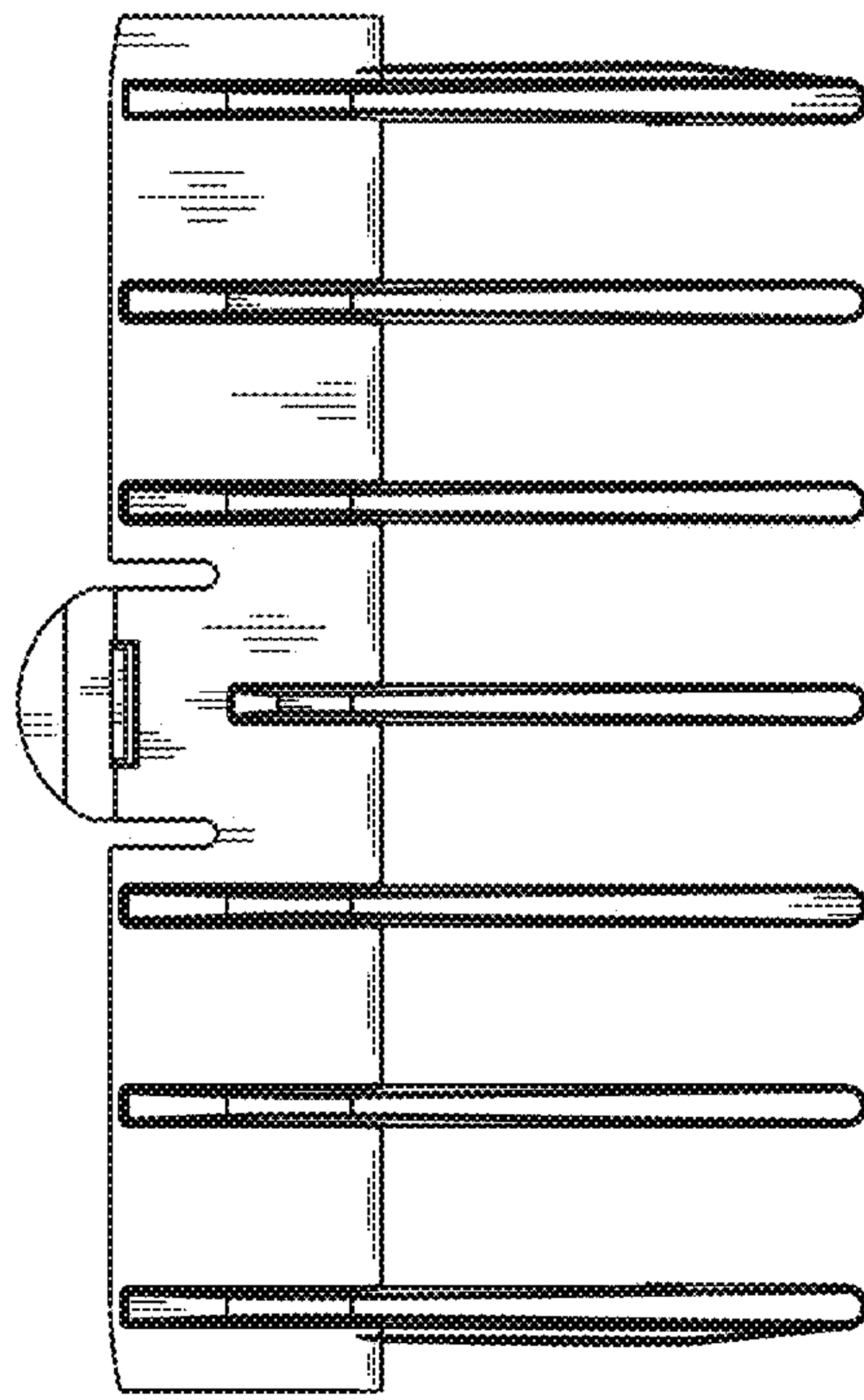


Figure 4

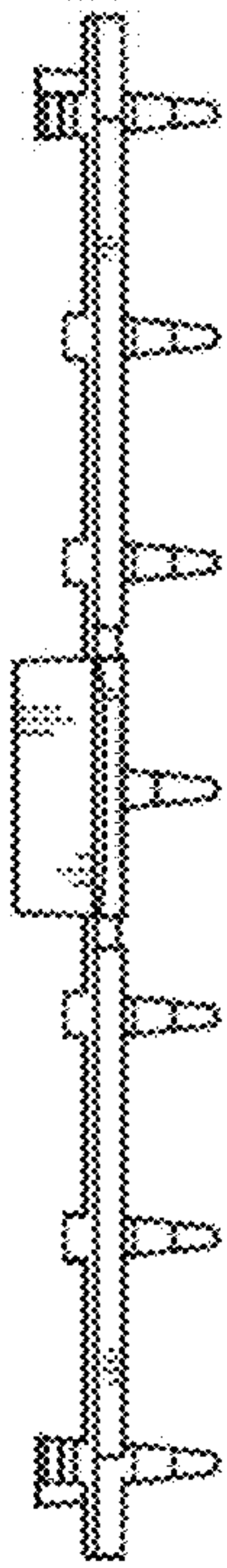


Figure 5



Figure 6




Figure 7