



US00D888304S

(12) **United States Design Patent** (10) **Patent No.:** **US D888,304 S**
Besley et al. (45) **Date of Patent:** **** Jun. 23, 2020**

(54) **HEAD TORCH**

(56) **References Cited**

(71) Applicant: **Knog Pty. Ltd.**, Richmond (AU)

U.S. PATENT DOCUMENTS

(72) Inventors: **Tim Besley**, Richmond (AU); **Chris Bilanenko**, Richmond (AU); **Hugo Davidson**, Richmond (AU)

9,010,594 B2 4/2015 Girault et al.
D824,059 S * 7/2018 Inskeep D26/39
D832,479 S * 10/2018 Yang D26/39
D841,850 S * 2/2019 Williams D26/39
D861,211 S * 9/2019 Windom D26/39

(73) Assignee: **Knog Pty. Ltd.** (AU)

OTHER PUBLICATIONS

(**) Term: **15 Years**

NightSearcher Limited, NightSearcher Run Smart—High Visibility LED Sports Head Torch, available as early as Jan. 1, 2016 [online], Available from Internet: <<http://nightsearcher.co.uk/en/category/headtorches/product/runsmart-ab.html>>.

(21) Appl. No.: **29/669,600**

(22) Filed: **Nov. 9, 2018**

* cited by examiner

(30) **Foreign Application Priority Data**

Primary Examiner — Abraham Bahta
(74) *Attorney, Agent, or Firm* — Saidman DesignLaw Group, LLC

May 10, 2018 (AU) 201812762

(51) **LOC (12) Cl.** **26-02**

(52) **U.S. Cl.**
USPC **D26/39**

(58) **Field of Classification Search**
USPC D26/1, 24, 25, 43, 60, 110, 113, 28, 37,
D26/61, 85, 102, 138–140; 362/249.14,
362/311.02, 311.13

(57) **CLAIM**

The ornamental design for a head torch, as shown and described.

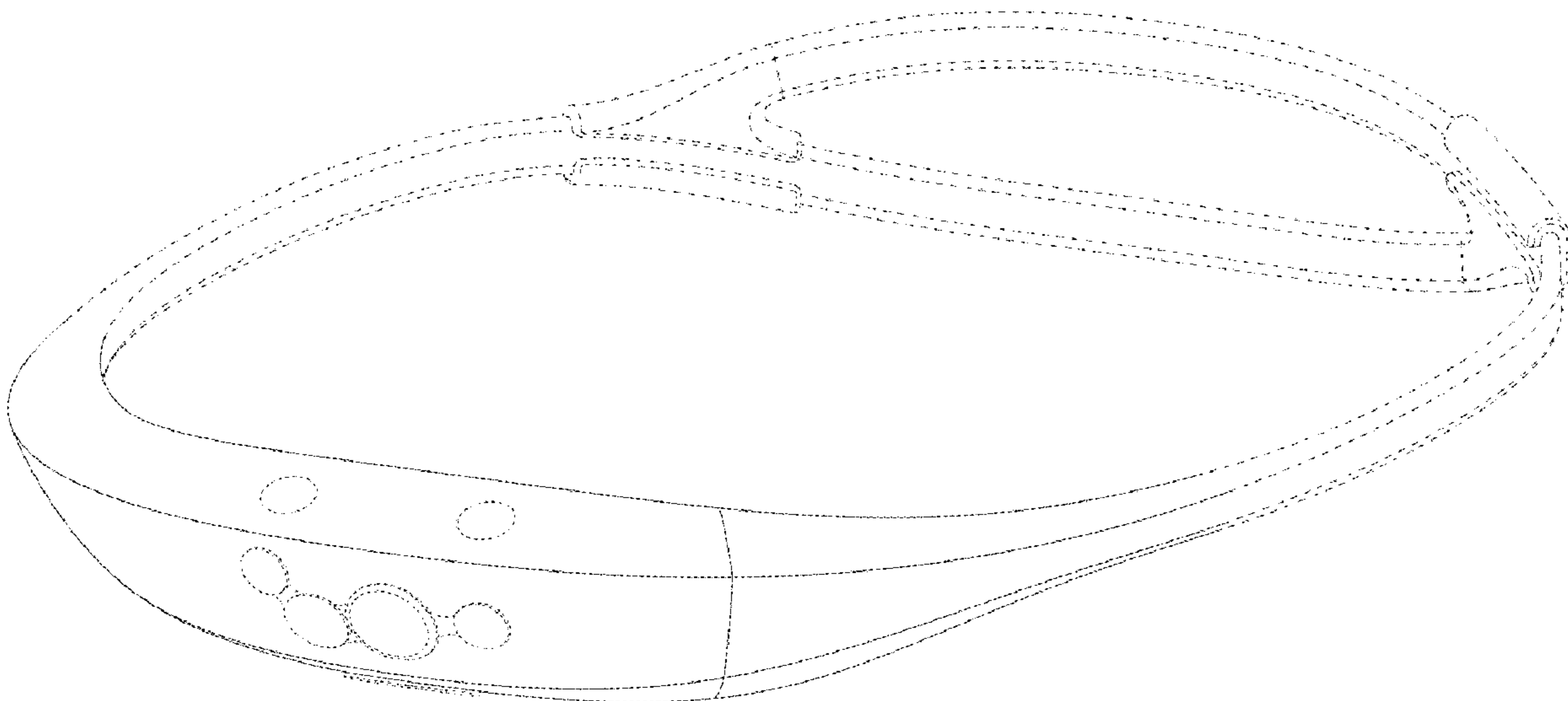
CPC F21S 4/00; F21S 4/10; F21S 4/15; F21S 4/26; F21S 4/005; F21S 4/025; F21S 4/027; F21S 4/04; F21S 2/00; F21V 11/02; F21V 11/06; F21V 17/10; F21V 17/16; F21V 21/0296; F21V 21/0054; F21V 21/008; F21V 21/00; F21V 21/08; F21V 23/00; F21V 23/04; F21V 33/00; F21W 2121/00; F21W 2121/04; F21Y 2115/10; F21L 4/00; F21L 4/02; F21L 4/04; F21L 4/08; F21L 13/00; F21L 13/08

DESCRIPTION

FIG. 1 is a front perspective view of a head torch showing our new design;
FIG. 2 is a rear perspective view thereof;
FIG. 3 is a front view thereof;
FIG. 4 is a rear view thereof;
FIG. 5 is a top view thereof;
FIG. 6 is a bottom view thereof; and,
FIG. 7 is a side view thereof.
The broken lines illustrate structure or features which form no part of the claimed design.

See application file for complete search history.

1 Claim, 7 Drawing Sheets



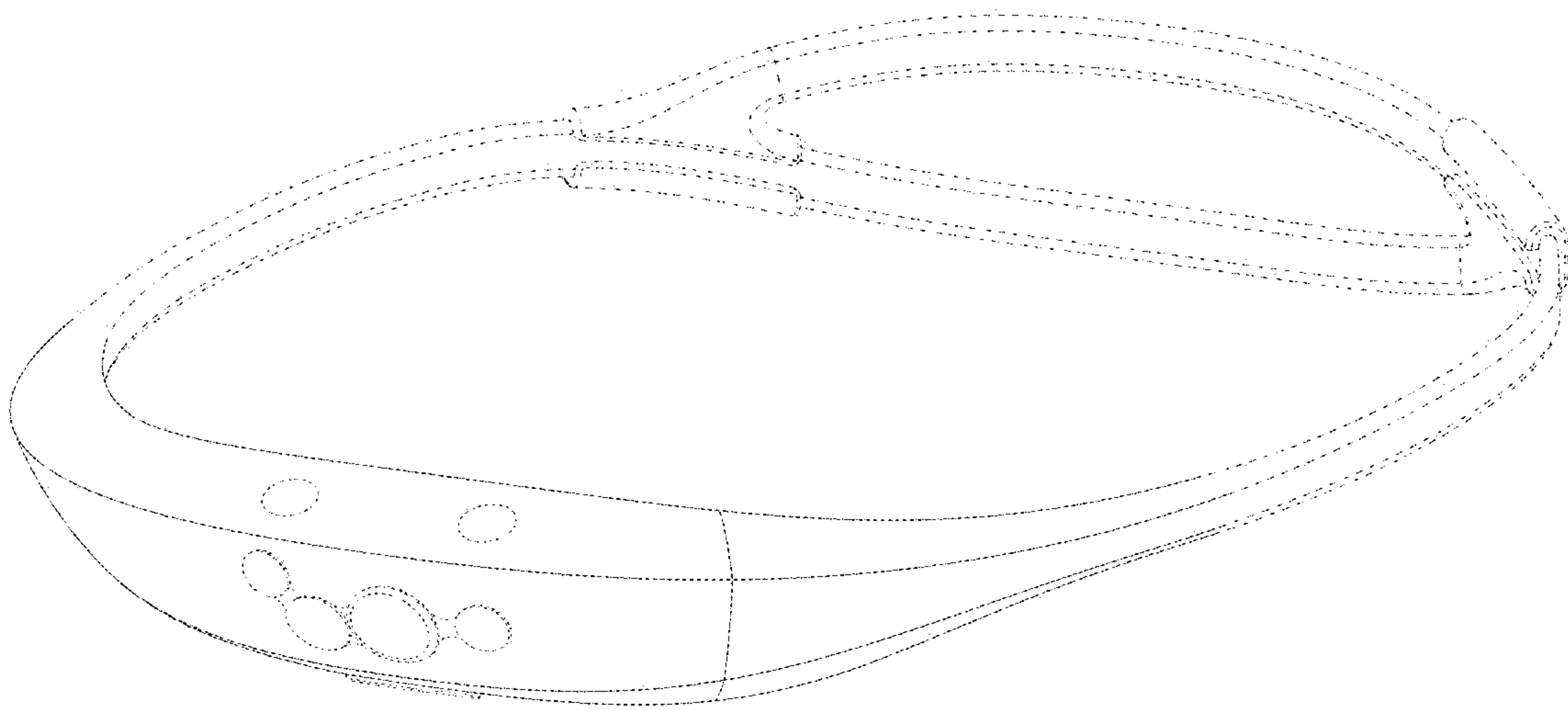


FIG. 1

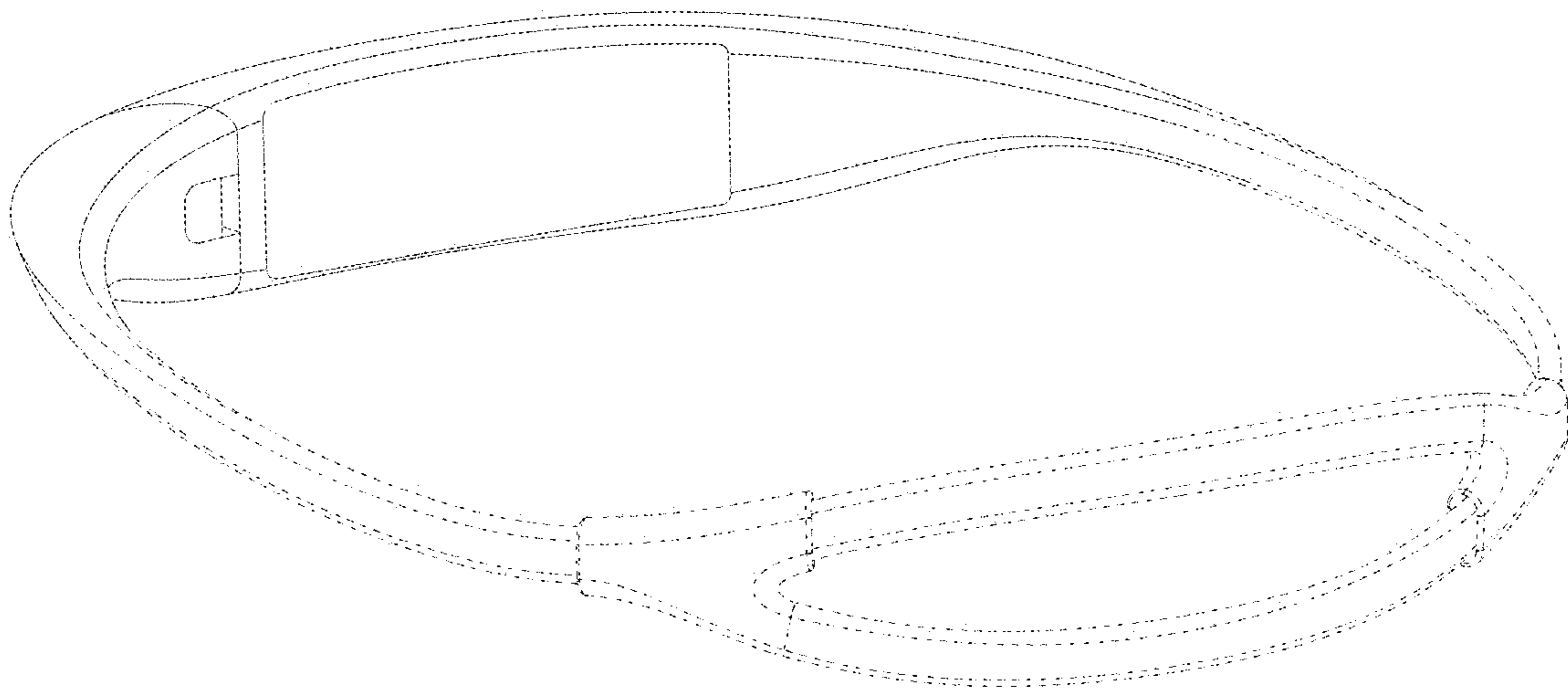


FIG. 2

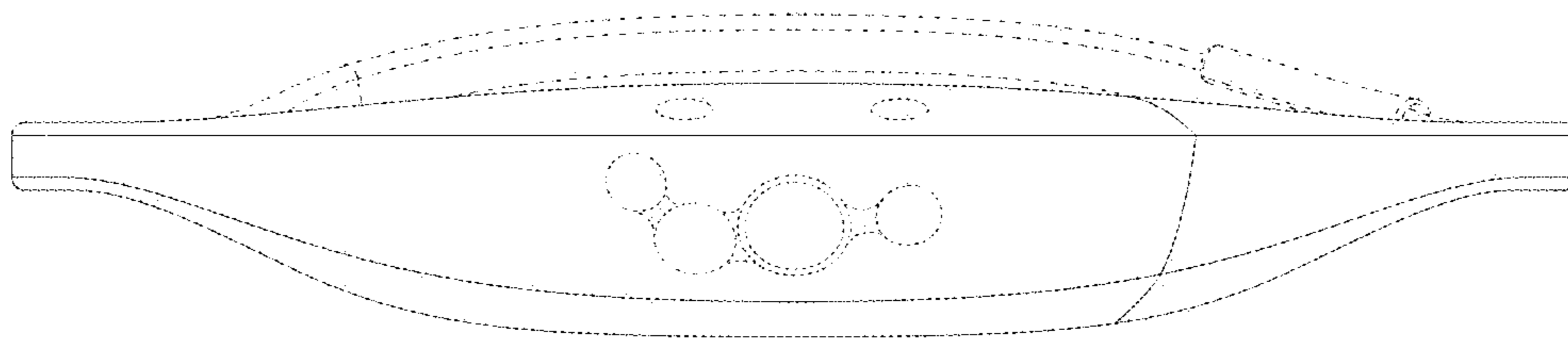


FIG. 3

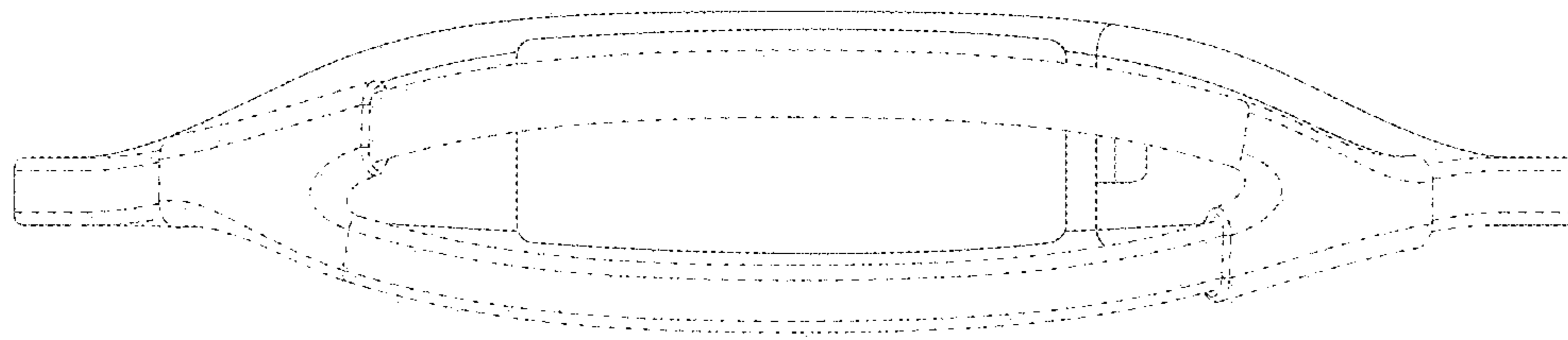


FIG. 4




FIG. 5




FIG. 6

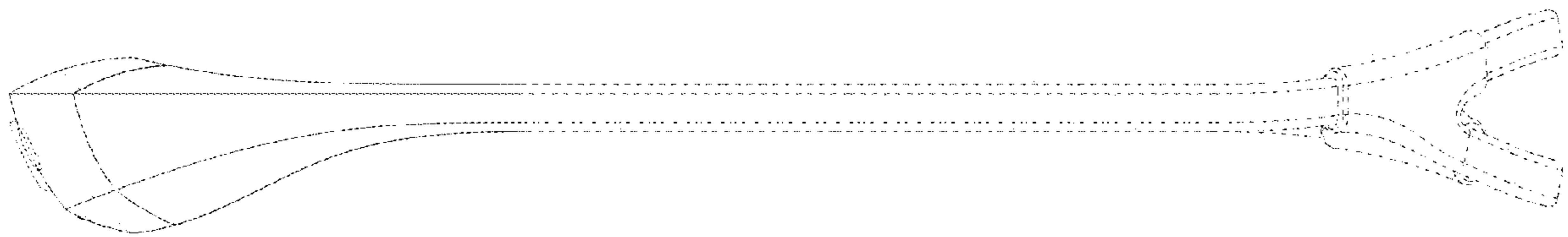


FIG. 7