



US00D888294S

(12) **United States Design Patent**
Razaghi

(10) **Patent No.:** **US D888,294 S**

(45) **Date of Patent:** **** Jun. 23, 2020**

- (54) **HEADLIGHT FOR A VEHICLE**
- (71) Applicant: **Ningbo Geely Automobile Research & Development Co., Ltd, Ningbo (CN)**
- (72) Inventor: **Hirash Razaghi, Landvetter (SE)**
- (73) Assignee: **Ningbo Geely Automobile Research & Development Co., Ltd, Ningbo (CN)**
- (**) Term: **15 Years**
- (21) Appl. No.: **29/618,469**
- (22) Filed: **Sep. 21, 2017**

D686,774 S *	7/2013	McCabe	D26/139
D710,522 S *	8/2014	Kwon	D26/28
D715,978 S *	10/2014	Loeb	D26/28
D767,179 S *	9/2016	Lai	D26/28
D767,181 S *	9/2016	Lai	D26/28
D767,182 S *	9/2016	Lai	D26/28
D787,719 S *	5/2017	Lai	D26/28
D787,720 S *	5/2017	Lai	D26/28
D787,721 S *	5/2017	Lai	D26/28
D787,722 S *	5/2017	Lai	D26/28
D802,808 S *	11/2017	Haeussinger	D26/28
D812,791 S *	3/2018	Wu	D26/28
D819,854 S *	6/2018	Lai	D26/28
D820,482 S *	6/2018	Huang	D26/28
D837,423 S *	1/2019	Wu	D26/28

* cited by examiner

(30) **Foreign Application Priority Data**

Mar. 22, 2017 (EM) 003817055

(51) **LOC (12) Cl.** **26-06**

(52) **U.S. Cl.**
USPC **D26/28**

(58) **Field of Classification Search**
USPC D12/86, 90-92, 114, 163, 169, 171-173,
D12/181, 190, 196, 197, 199, 400;
D17/1, 222; D26/28-36
CPC .. B62J 6/02; B62J 6/00; B60Q 3/0279; B60Q
3/104; B60Q 3/10408; B60Q 3/10466;
B60Q 3/12653; B60Q 3/128; F21S 48/00;
F21S 48/10; F21S 48/115; F21S 48/225;
F21S 48/1233; F21S 48/1266; F21S
48/1388; F21S 48/2268; F21V 21/04
See application file for complete search history.

(56) **References Cited**

U.S. PATENT DOCUMENTS

6,511,215 B2 *	1/2003	Hashigaya	B60Q 1/0041 362/460
D590,527 S *	4/2009	Pfeiffer	D26/28
D593,231 S *	5/2009	Koman	D26/28
D607,588 S *	1/2010	Woolley	D26/28

Primary Examiner — Philip S Hyder

Assistant Examiner — Cary M Robinson

(74) *Attorney, Agent, or Firm* — Lee & Hayes, P.C.


(57) **CLAIM**

The ornamental design for a headlight for a vehicle, as shown and described.

DESCRIPTION

FIG. 1 is a perspective view of a headlight for a vehicle, taken from the back.
 FIG. 2 is a front view of the headlight for a vehicle of FIG. 1.
 FIG. 3 is a back view of the headlight for a vehicle of FIG. 1.
 FIG. 4 is a left-side view of the headlight for a vehicle of FIG. 1.
 FIG. 5 is a right-side view of the headlight for a vehicle of FIG. 1.
 FIG. 6 is a top view of the headlight for a vehicle of FIG. 1; and,
 FIG. 7 is a bottom view of the headlight for a vehicle of FIG. 1.

1 Claim, 7 Drawing Sheets






FIG. 1




FIG. 2




FIG. 3




FIG. 4




FIG. 5

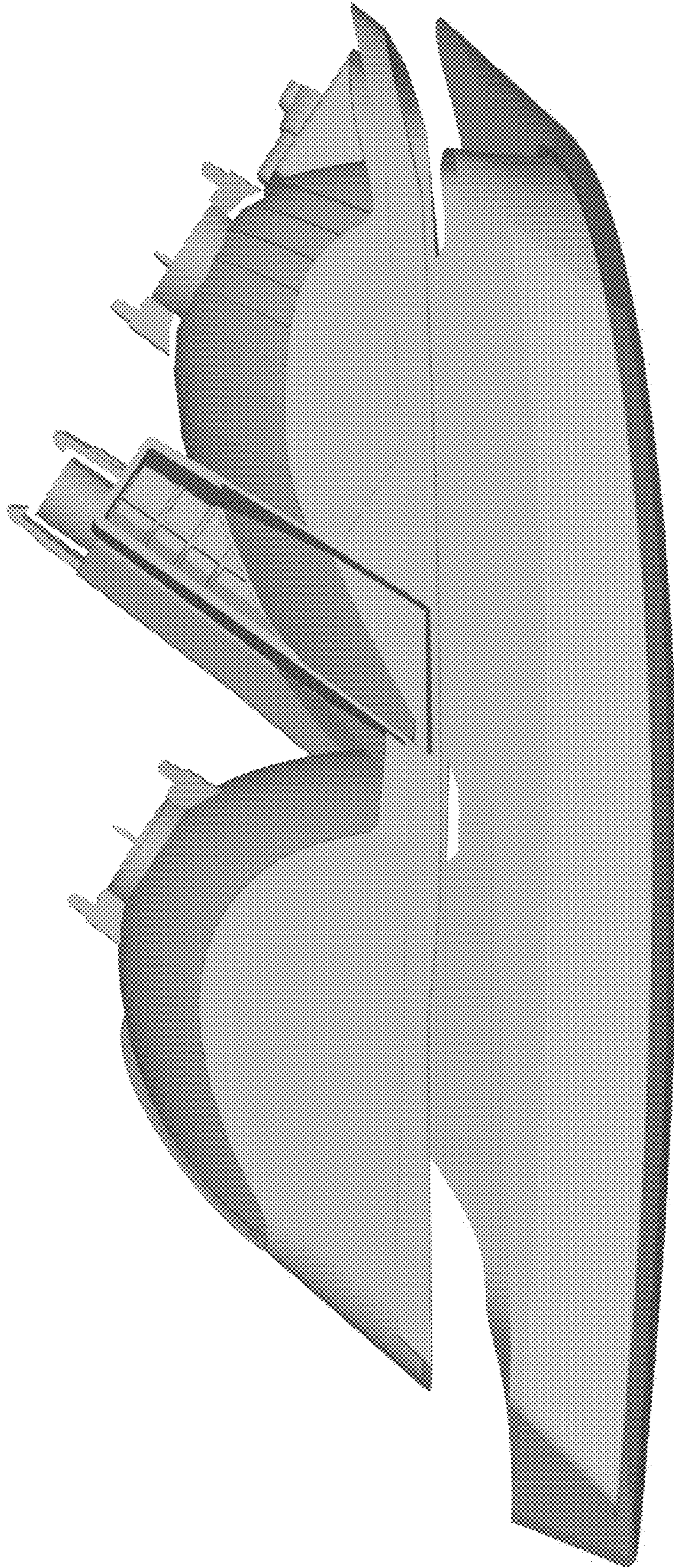


FIG. 6

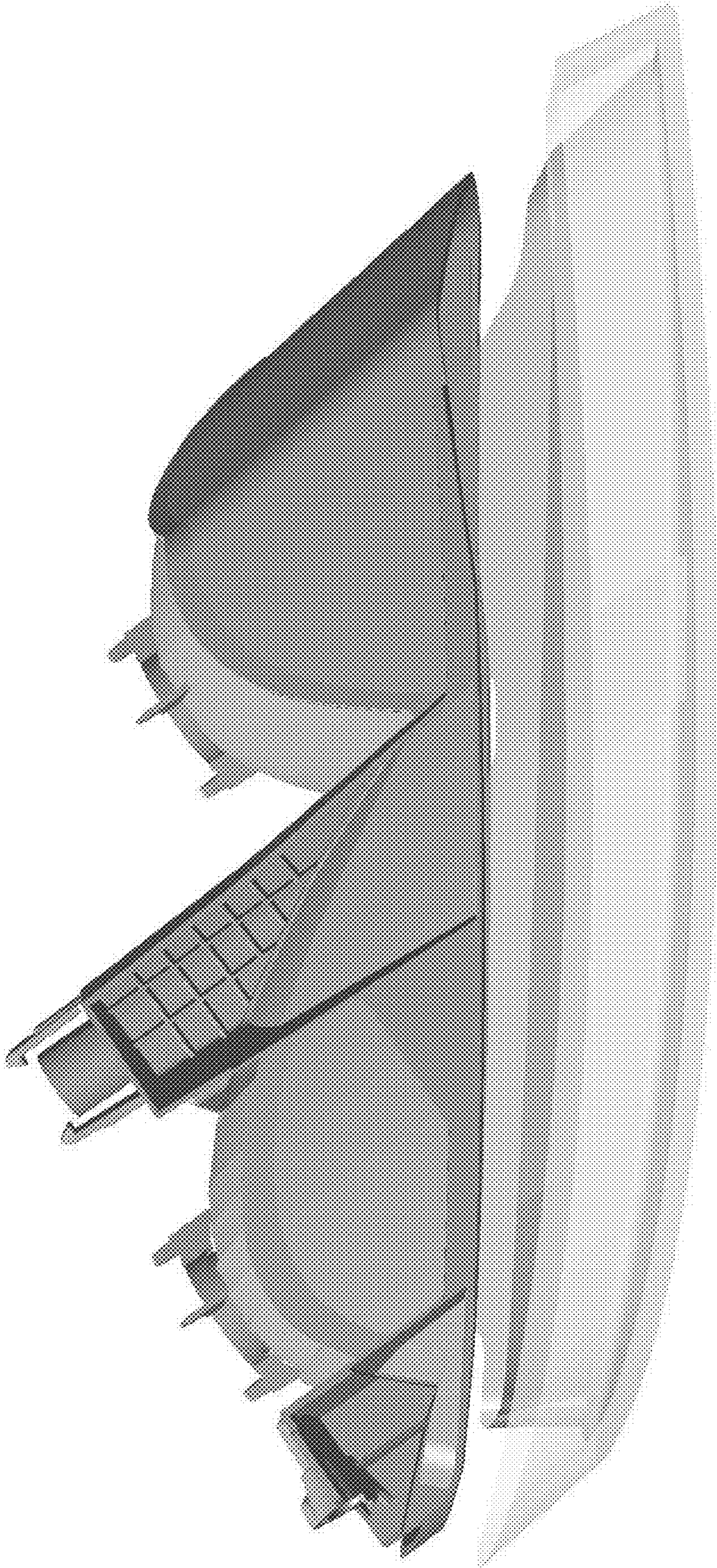


FIG. 7