



US00D888288S

(12) **United States Design Patent** (10) **Patent No.:** **US D888,288 S**
McCaw (45) **Date of Patent:** **** Jun. 23, 2020**

(54) **TILE**

(71) Applicant: **Svetlana McCaw**, Brampton (CA)

(72) Inventor: **Svetlana McCaw**, Brampton (CA)

(**) Term: **15 Years**

(21) Appl. No.: **29/651,761**

(22) Filed: **Feb. 28, 2019**

(51) **LOC (12) Cl.** **25-02**

(52) **U.S. Cl.**
USPC **D25/140; D5/63**

(58) **Field of Classification Search**
USPC ... D5/43, 44, 47, 55, 57, 59, 60, 61, 62, 63,
D5/64, 99; D6/582, 610, 613, 616;
D19/5; D20/22, 27; D25/138, 140, 143,
D25/145, 147, 148, 157, 158; D32/40
CPC .. A61F 2002/30144; A61F 2013/53916; A61F
2013/0068; A61F 2013/530562; A61F
2013/00153; B44F 3/00; B44F 7/00;
D03D 3/00; D21F 1/0027; D21H 27/02;
F41H 3/02

See application file for complete search history.

(56) **References Cited**

U.S. PATENT DOCUMENTS

D36,920 S *	5/1904	Sloan	D5/59
1,453,728 A *	5/1923	Rhodes	B44F 3/00
				434/96
D100,410 S *	7/1936	Burgess	D5/47
D126,410 S *	4/1941	Zimmerman	D5/59
D180,581 S *	7/1957	Carver	D25/158
D184,396 S *	2/1959	Jenkins	B44C 1/28
				D21/500

(Continued)

Primary Examiner — Karen S Acker

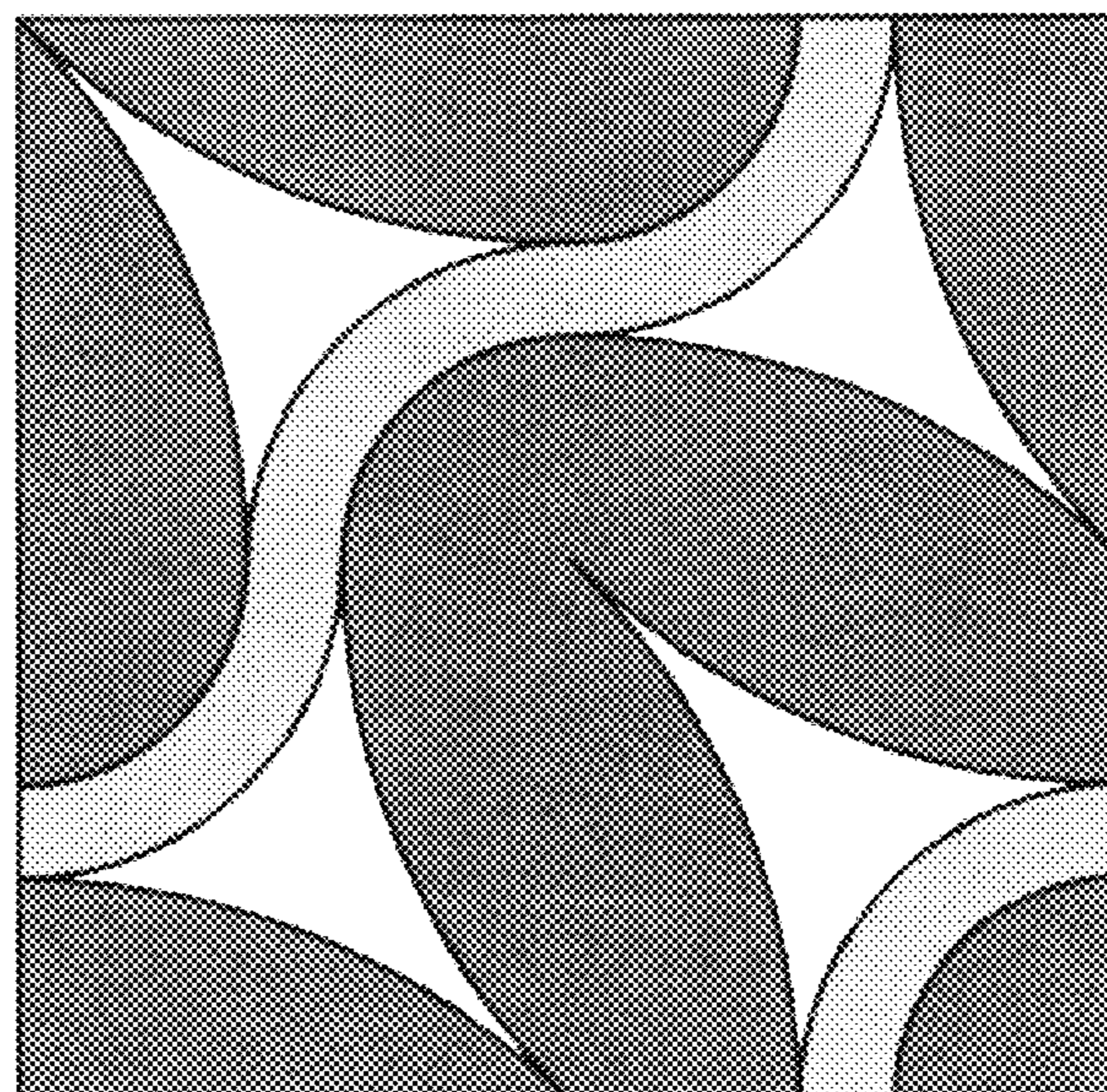

(57) **CLAIM**

The ornamental design for a tile, as shown and described.

DESCRIPTION

FIG. 1 is a top plan view of a first embodiment of a tile;
 FIG. 2 is a bottom plan view of the first embodiment of the tile of FIG. 1;
 FIG. 3 is a front elevational view of the first embodiment of the tile of FIG. 1;
 FIG. 4 is a rear elevational view of the first embodiment of the tile of FIG. 1;
 FIG. 5 is a left side elevational view of the first embodiment of the tile of FIG. 1;
 FIG. 6 is a right side elevational view of the first embodiment of the tile of FIG. 1;
 FIG. 7 is a top plan view of a second embodiment of a tile;
 FIG. 8 is a bottom plan view of the second embodiment of the tile of FIG. 7;
 FIG. 9 is a front elevational view of the second embodiment of the tile of FIG. 7;
 FIG. 10 is a rear elevational view of the second embodiment of the tile of FIG. 7;
 FIG. 11 is a left side elevational view of the second embodiment of the tile of FIG. 7;
 FIG. 12 is a right side elevational view of the second embodiment of the tile of FIG. 7;
 FIG. 13 is a top plan view of a third embodiment of a tile;
 FIG. 14 is a bottom plan view of the third embodiment of the tile of FIG. 13;
 FIG. 15 is a front elevational view of the third embodiment of the tile of FIG. 13;
 FIG. 16 is a rear elevational view of the third embodiment of the tile of FIG. 13;
 FIG. 17 is a left side elevational view of the third embodiment of the tile of FIG. 13; and,
 FIG. 18 is a right side elevational view of the third embodiment of the tile of FIG. 13.
 Gray scale shading in the drawings represents contrast in appearance.

1 Claim, 3 Drawing Sheets



(56)

References Cited

U.S. PATENT DOCUMENTS

D239,529 S * 4/1976 Mead D25/157
D239,530 S * 4/1976 Mead D25/157
D249,966 S * 10/1978 Marquis D25/161
4,177,305 A * 12/1979 Feingold B44C 3/123
273/157 R
D299,873 S * 2/1989 Jennings D25/157
D425,633 S * 5/2000 Hunter D25/138
D571,936 S * 6/2008 Juhasz D25/157
D582,164 S * 12/2008 Mark B41K 1/06
D5/59
7,968,165 B2 * 6/2011 Barnes A47G 27/0275
428/48
D718,540 S * 12/2014 Olson A47B 13/088
D5/59
9,743,756 B2 * 8/2017 Casanovas Rodriguez
A47B 13/088
D806,906 S * 1/2018 Kitajima D25/138
D857,928 S * 8/2019 Darrow D25/138
2006/0180039 A1 * 8/2006 Leite B41K 1/06
101/368
2011/0126483 A1 * 6/2011 Garcia Dorado B44C 1/28
52/311.2
2014/0339298 A1 * 11/2014 Lacoste C09J 7/29
235/375

* cited by examiner




Fig. 3



Fig. 5




Fig. 1

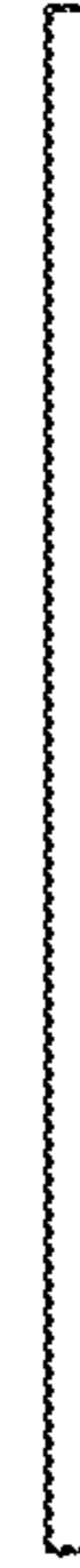


Fig. 6




Fig. 4




Fig. 2




Fig. 9

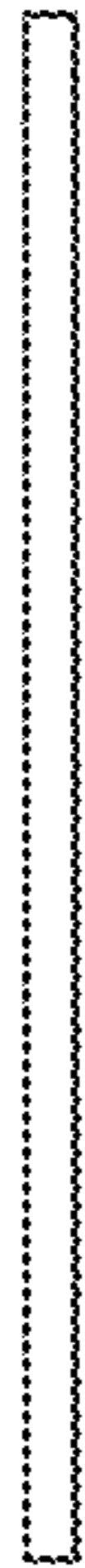


Fig. 11

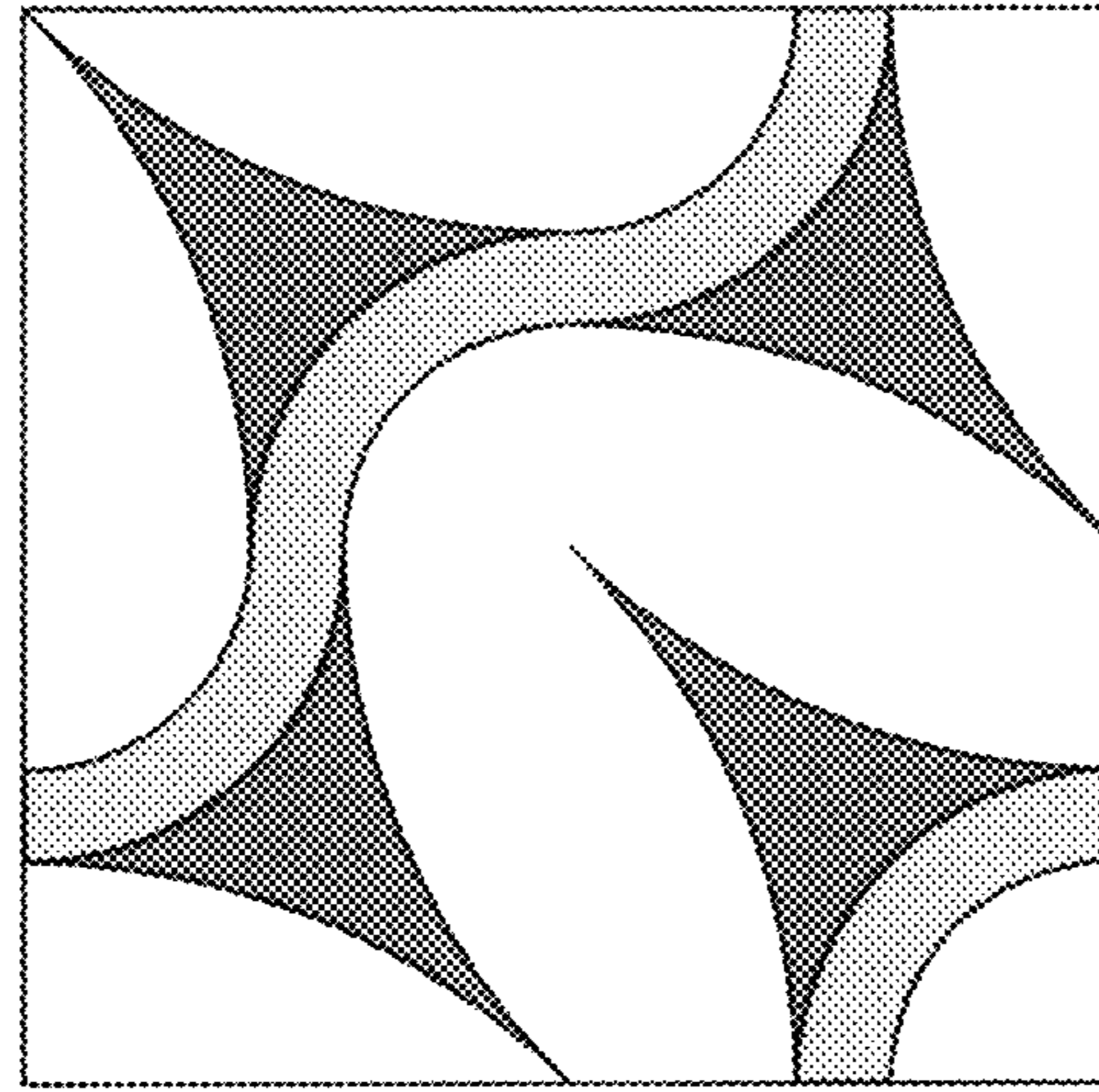


Fig. 7




Fig. 12




Fig. 10




Fig. 8




Fig. 15




Fig. 17

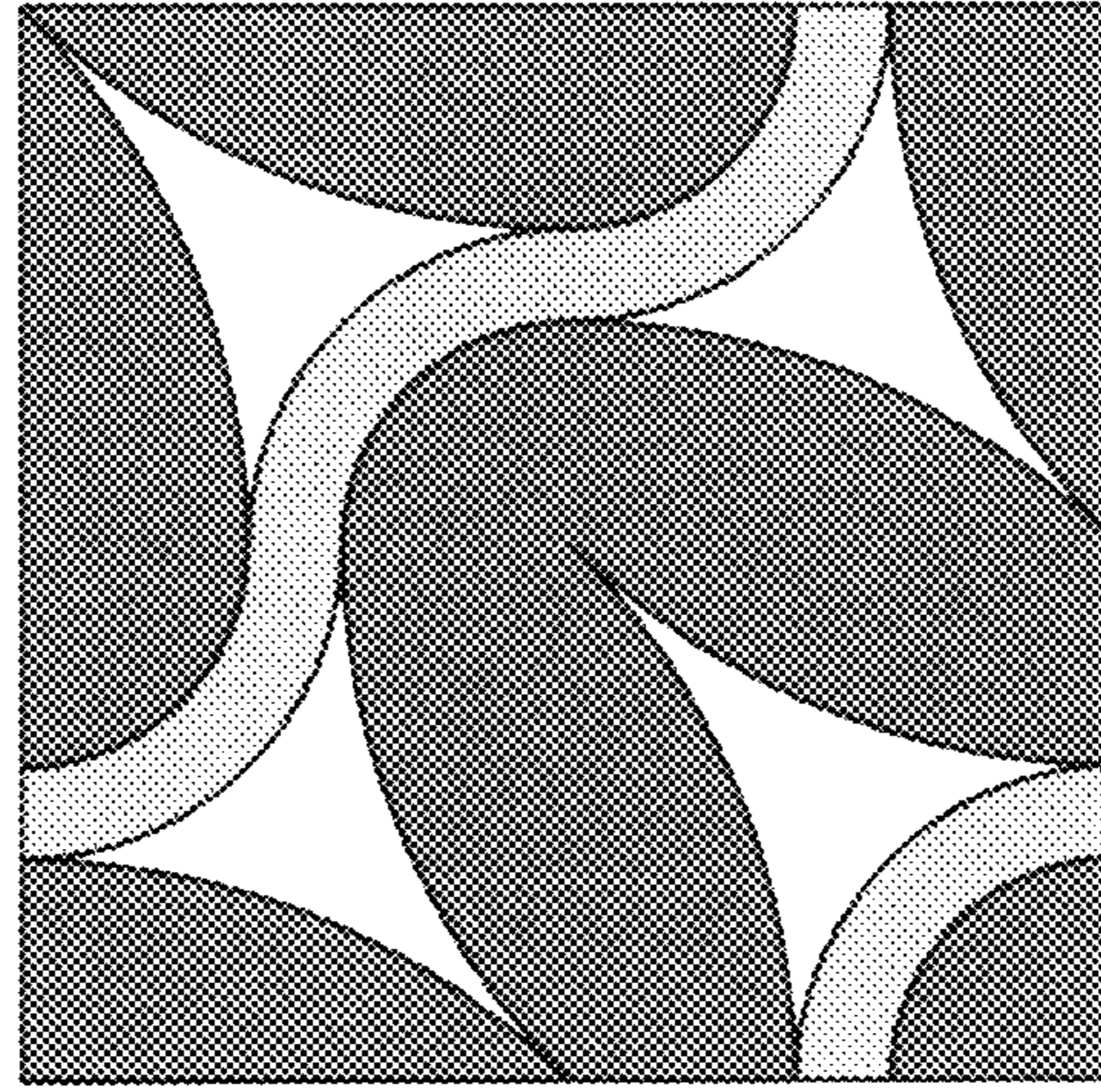


Fig. 13




Fig. 18




Fig. 16




Fig. 14