



US00D888245S

(12) **United States Design Patent** (10) **Patent No.:** **US D888,245 S**  
**Carpenter et al.** (45) **Date of Patent:** **\*\* Jun. 23, 2020**

(54) **STENT DEVICE**

(71) Applicant: **Vactronix Scientific, LLC**, Fremont, CA (US)

(72) Inventors: **Scott Carpenter**, Fremont, CA (US);  
**Michael Poor**, San Jose, CA (US)

(73) Assignee: **Vactronix Scientific, LLC**, Fremont, CA (US)

(\*\*) Term: **15 Years**

(21) Appl. No.: **29/670,317**

(22) Filed: **Nov. 15, 2018**

**Related U.S. Application Data**

(63) Continuation of application No. 14/213,974, filed on Mar. 14, 2014, now Pat. No. 10,143,574.

(51) **LOC (12) Cl.** ..... **24-03**

(52) **U.S. Cl.**  
USPC ..... **D24/155**

(58) **Field of Classification Search**  
USPC ..... D24/155  
CPC .... A61F 2/07; A61F 2/90; A61F 2/958; A61F 2002/016; A61F 2002/072; A61F 2002/075; A61F 2002/91541; A61F 2220/0075; A61F 2230/0069

See application file for complete search history.

(56) **References Cited**

**U.S. PATENT DOCUMENTS**

4,733,665	A	3/1988	Palmaz	.....	128/343
5,102,417	A	4/1992	Palmaz	.....	606/195
5,195,984	A	3/1993	Schatz	.....	606/195
7,594,927	B2	9/2009	Majercak et al.	.....	623/1.15
D665,079	S *	8/2012	Zago	.....	D24/155
D665,080	S *	8/2012	Zago	.....	D24/155
D723,165	S *	2/2015	Chanduszko	.....	D24/155
D723,166	S *	2/2015	Igaki	.....	D24/155

D740,427	S *	10/2015	McDonnell	.....	D24/171
2002/0095207	A1	7/2002	Moriuchi et al.	.....	623/1.15
2003/0055485	A1 *	3/2003	Lee	.....	A61F 2/91
					623/1.15
2003/0218735	A1	11/2003	Trozera	.....	355/104
2004/0024445	A1	2/2004	Dickson	.....	623/1.19
2004/0230291	A1	11/2004	Richter	.....	623/1.15

(Continued)

**FOREIGN PATENT DOCUMENTS**

JP	2680901	8/1997	.....	A61M 29/02
JP	2002-520129	7/2002	.....	A61M 29/02

(Continued)

**OTHER PUBLICATIONS**

Notice of Reasons for Rejection issued in corresponding foreign application No. JP 2018-220280, pp. 1-3 (Dec. 3, 2019).

(Continued)

*Primary Examiner* — Charles D Hanson

(74) *Attorney, Agent, or Firm* — David G. Rosenbaum; Benjamin D. Rotman; Rosenbaum IP, P.C.


(57) **CLAIM**

The ornamental design for a stent device, as shown and described.

**DESCRIPTION**

FIG. 1 is a top perspective view of a stent device in accordance with the invention;  
FIG. 2 is a left elevation view of FIG. 1;  
FIG. 3 is a right elevation view of FIG. 1;  
FIG. 4 is a front elevation view of FIG. 1;  
FIG. 5 is a rear elevation view of FIG. 1;  
FIG. 6 is a top plan view of FIG. 1;  
FIG. 7 is a bottom plan view of FIGS. 1; and,  
FIG. 8 is an expanded side elevation view of a flattened section of the stent device of FIG. 1.

**1 Claim, 7 Drawing Sheets**



(56)

**References Cited**

U.S. PATENT DOCUMENTS

2006/0030929 A1 2/2006 Musbach ..... 623/1.15  
 2007/0129786 A1 6/2007 Beach et al. .... 623/1.15  
 2011/0106239 A1\* 5/2011 Goto ..... A61F 2/91  
 623/1.16  
 2012/0009325 A1 1/2012 Storment ..... 427/2.25  
 2012/0136427 A1 5/2012 Palmaz et al. .... 623/1.15  
 2012/0282391 A1 11/2012 Palmaz et al. .... 427/2.25  
 2012/0310319 A1 12/2012 Tieu et al. .... 623/1.4  
 2014/0042022 A1 2/2014 Xu et al. .... 204/298.15  
 2014/0109383 A1 4/2014 Carpenter et al. .... 29/527.2  
 2014/0114435 A1 4/2014 Carpenter et al. .... 623/23.76

FOREIGN PATENT DOCUMENTS

JP 2003-528690 9/2003 ..... A61M 29/02  
 JP 2007-526099 9/2007 ..... A61F 2/84  
 JP 2008-517728 5/2008 ..... A61F 2/81  
 JP 2008-544765 12/2008 ..... A61F 2/82  
 JP 2009-508009 2/2009 ..... C23C 16/06  
 JP 2009-533083 9/2009 ..... A61F 2/82

WO WO 2004/010902 2/2004 ..... A61F 2/06  
 WO WO 2010/124286 10/2010 ..... A61F 2/06  
 WO WO 2015/070124 5/2015 ..... A61F 2/89

OTHER PUBLICATIONS

PCT International Search Report issued in corresponding foreign application, pp: 1-3 (dated Aug. 6, 2014).  
 PCT Preliminary Report on Patentability issued in corresponding foreign application, pp: 1-12 (dated Sep. 24, 2015).  
 European Search Report issued in corresponding foreign application, pp: 1-8 (dated Nov. 11, 2016).  
 Examination Report No. 1 issued in AU 2014236249, pp. 1-4 (dated Oct. 17, 2017).  
 Notice of Non-Final Rejection issued in JP 2016-503076, pp. 1-3 (dated Jan. 9, 2018).  
 Examination Report No. 2 issued in AU 2014236249, pp. 1-3 (dated Jul. 27, 2018).  
 Examination Report No. 3 issued in AU 2014236249, pp. 1-2 (dated Sep. 12, 2018).  
 Notice of Final Decision of Rejection issued in JP 2016-503076, pp. 1-2 (dated Jul. 24, 2018).

\* cited by examiner






FIG. 1






FIG. 2






FIG. 3






FIG. 4






FIG. 5




FIG. 6




FIG. 7






FIG. 8