



US00D888211S

(12) **United States Design Patent**  
**Kim et al.**

(10) **Patent No.:** **US D888,211 S**  
(45) **Date of Patent:** **\*\* Jun. 23, 2020**

(54) **AIR CONDITIONER**

(71) Applicant: **SAMSUNG ELECTRONICS CO., LTD.**, Suwon-si, Gyeonggi-do (KR)

(72) Inventors: **Tae Han Kim**, Suwon-si (KR);  
**Min-Kyung Choi**, Suwon-si (KR); **Jin Sun Park**, Suwon-si (KR)

(73) Assignee: **SAMSUNG ELECTRONICS CO., LTD.**, Gyeonggi-Do (KR)

(\*\*) Term: **15 Years**

(21) Appl. No.: **29/685,272**

(22) Filed: **Mar. 27, 2019**

(30) **Foreign Application Priority Data**

Nov. 14, 2018 (KR) ..... 30-2018-0052695

(51) **LOC (12) Cl.** ..... **23-04**

(52) **U.S. Cl.**  
USPC ..... **D23/351**

(58) **Field of Classification Search**  
USPC ..... D23/333, 351-354, 388  
CPC .... F24F 1/00; F24F 1/0007; F24F 1/02; F24F 1/08; F24F 1/42; F24F 1/56; F24F 1/60; F24F 3/044; F24F 3/048; F24F 3/16; G05D 23/1905; G05D 23/1932; G05D 23/1902; G05D 23/1931; G05B 19/0426; G05B 19/409; G05B 15/02  
See application file for complete search history.

(56) **References Cited**

**U.S. PATENT DOCUMENTS**

D580,031 S \* 11/2008 Kim ..... D23/351  
D580,032 S \* 11/2008 Kim ..... D23/351  
D689,994 S \* 9/2013 Jun ..... D23/351  
D701,596 S \* 3/2014 Yoo ..... D23/351

D717,419 S \* 11/2014 Choi ..... D23/351  
D734,299 S 7/2015 Ahn et al.  
D735,843 S \* 8/2015 Sunwoo ..... D23/333  
D778,416 S \* 2/2017 Bu ..... D23/351

(Continued)

**FOREIGN PATENT DOCUMENTS**

CN 304294153 S 9/2017  
EM 000474358-0003 3/2006

(Continued)

*Primary Examiner* — Natasha Vujcic

(74) *Attorney, Agent, or Firm* — Cantor Colburn LLP

(57) **CLAIM**

The ornamental design for an air conditioner, as shown and described.


**DESCRIPTION**

FIG. 1 is a front perspective view of an air conditioner, showing our new design;  
FIG. 2 is a front view thereof;  
FIG. 3 is a rear view thereof;  
FIG. 4 is a left-side view thereof;  
FIG. 5 is a right-side view thereof;  
FIG. 6 is a top view thereof;  
FIG. 7 is a bottom view thereof;  
FIG. 8 is a rear perspective view thereof;  
FIG. 9 is an enlarged view of the portion 9 in FIG. 1;  
FIG. 10 is an enlarged view of the portion 10 in FIG. 6; and,  
FIG. 11 is a cross-sectional view thereof, taken along line 11-11 in FIG. 10.

The even-dash broken lines illustrating portions of the air conditioner form no part of the claimed design. The dot-dash broken lines in the figures represent a boundary line and form no part of the claimed design. The dot-dot-dash broken lines encircling enlargement portions of the claimed design form no part of the claimed design.

The thousands of tiny features of front portion are ‘micro air holes’, not the pattern.

**1 Claim, 11 Drawing Sheets**



(56)

**References Cited**

U.S. PATENT DOCUMENTS

D797,268	S	*	9/2017	Park	.....	D23/351
D799,656	S	*	10/2017	Park	.....	D23/351
D800,880	S	*	10/2017	Kim	.....	D23/351
D814,000	S	*	3/2018	Qiao	.....	D23/333
D815,264	S	*	4/2018	Park	.....	D23/351
D819,189	S	*	5/2018	Chen	.....	D23/332
D827,799	S	*	9/2018	Shin	.....	D23/364
D840,525	S	*	2/2019	Park	.....	D23/351
D840,526	S	*	2/2019	Park	.....	D23/351
D841,140	S	*	2/2019	Chen	.....	D23/336
D858,736	S	*	9/2019	Lewis	.....	D23/378

FOREIGN PATENT DOCUMENTS

KR	300729240	S	2/2014
KR	300709266	S	12/2014

\* cited by examiner

FIG. 1




FIG. 2




FIG. 3




FIG. 4

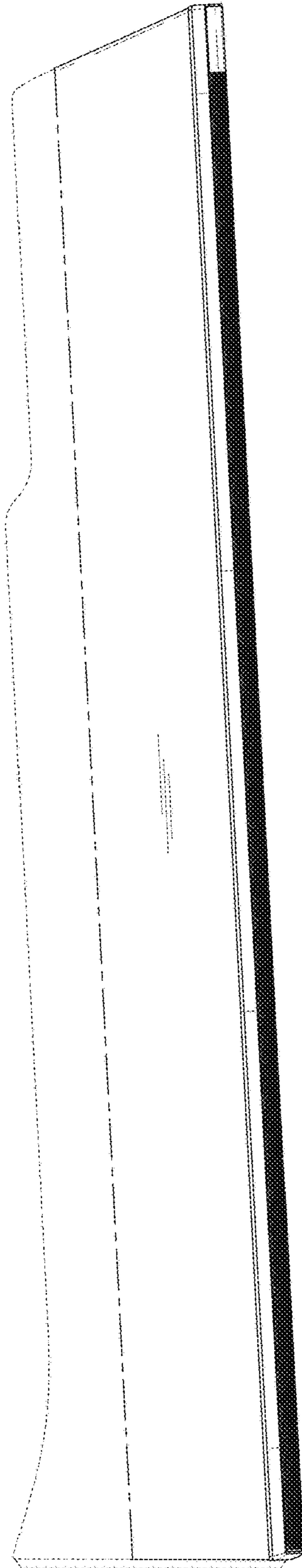


FIG. 5

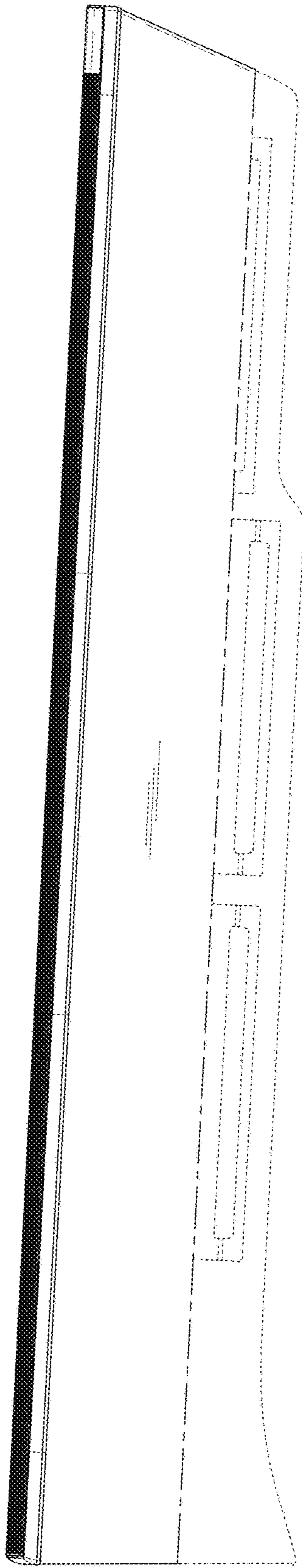


FIG. 6

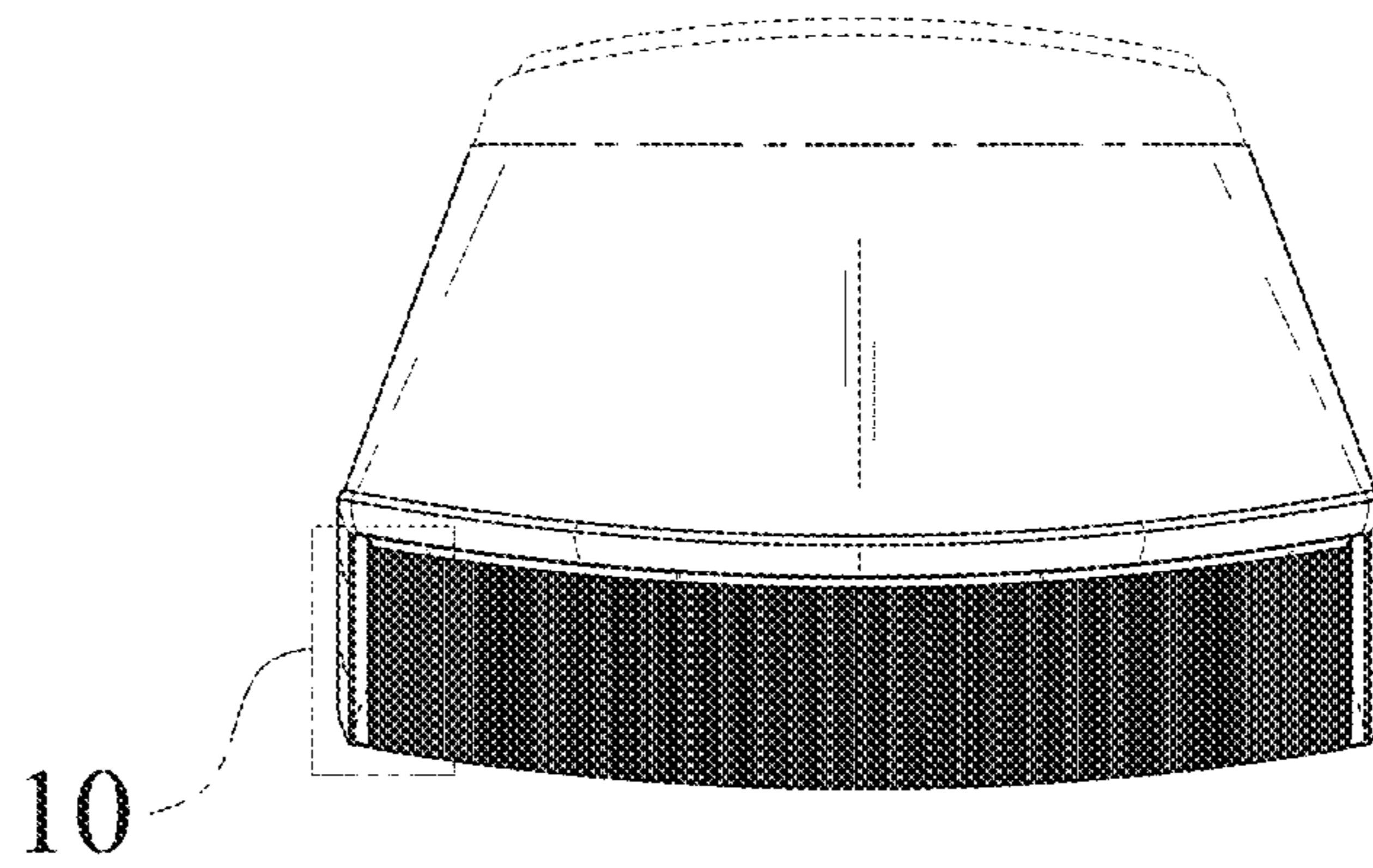




FIG. 7

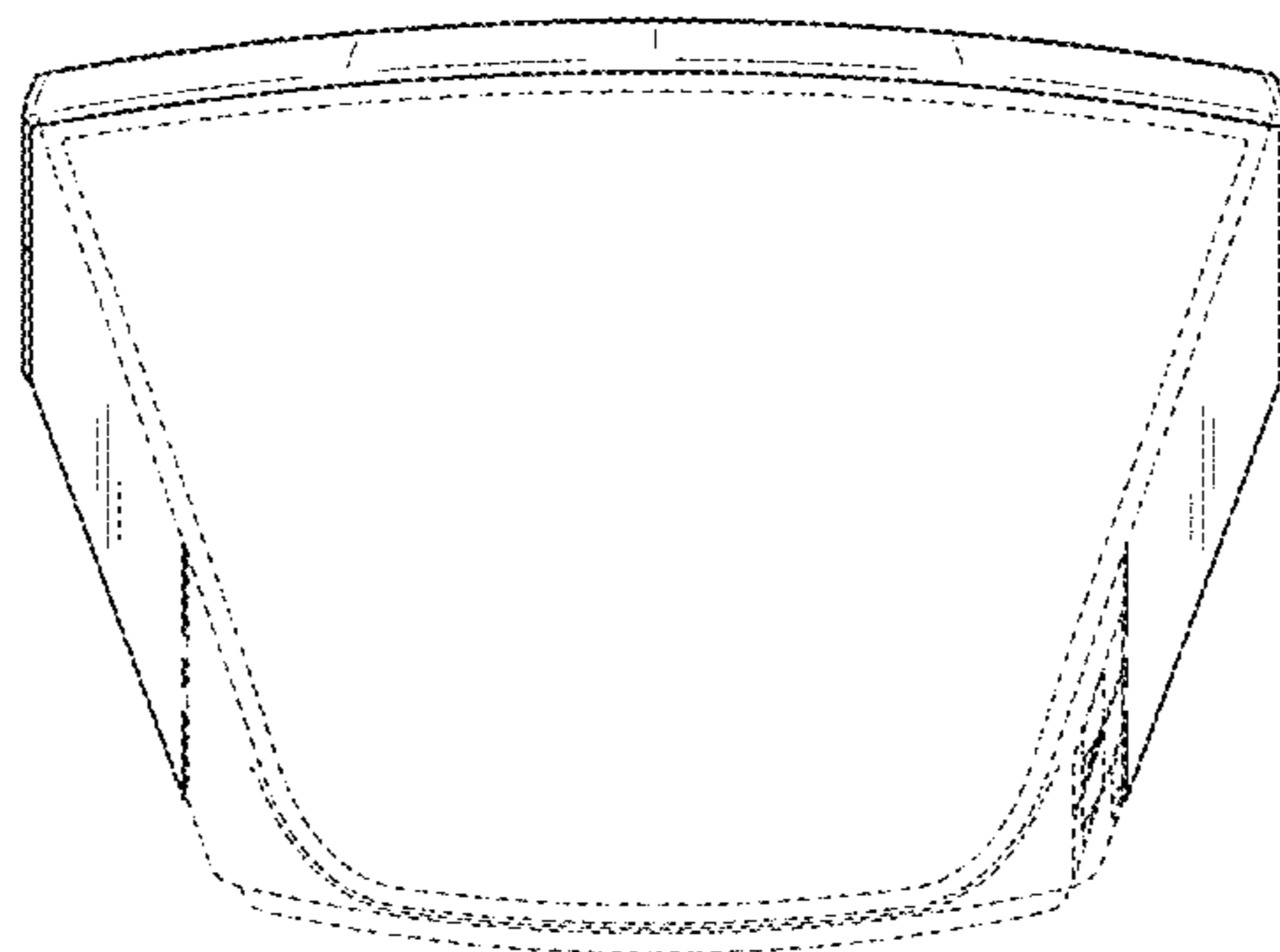


FIG. 8




FIG. 9

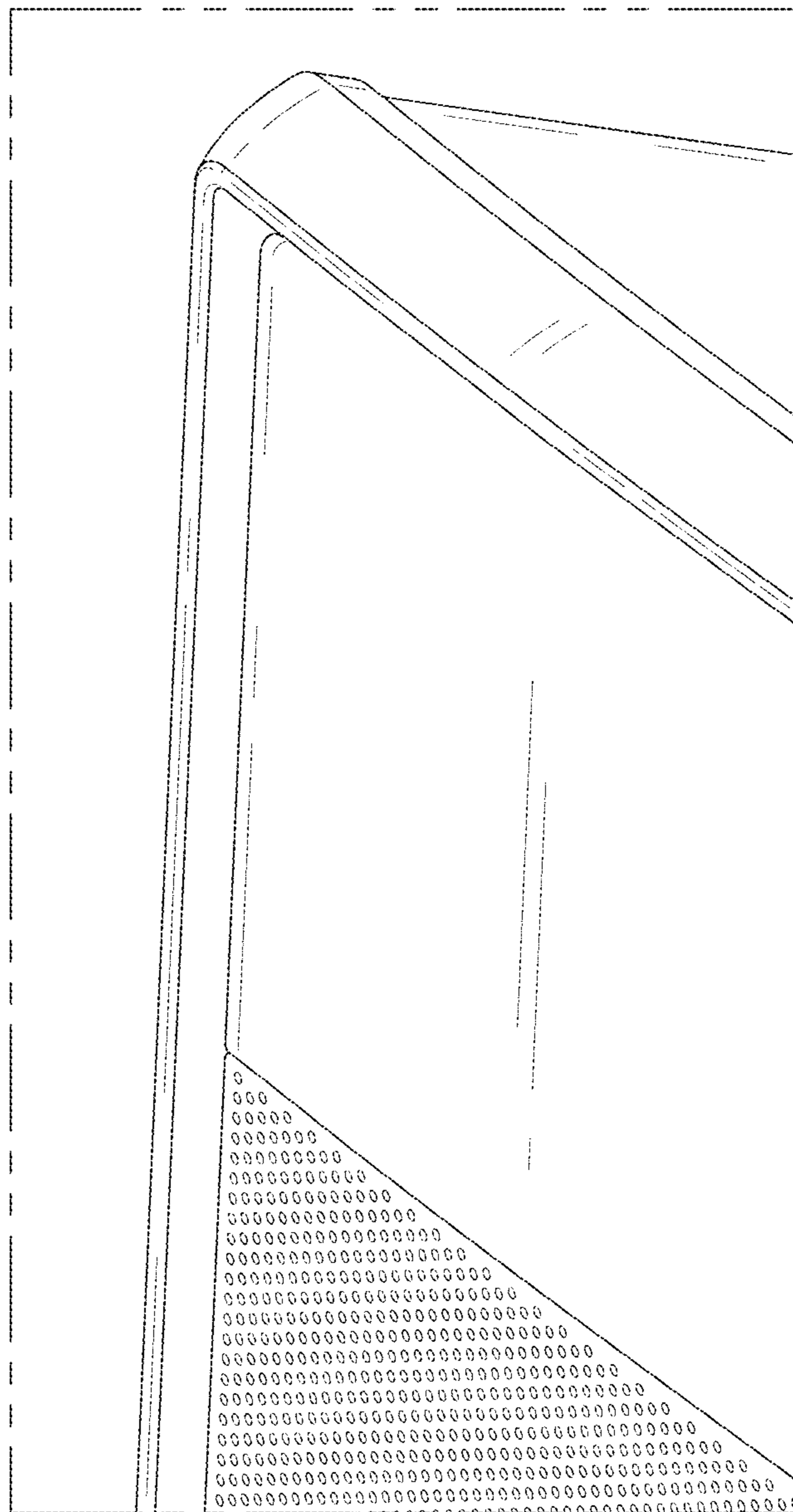


FIG. 10

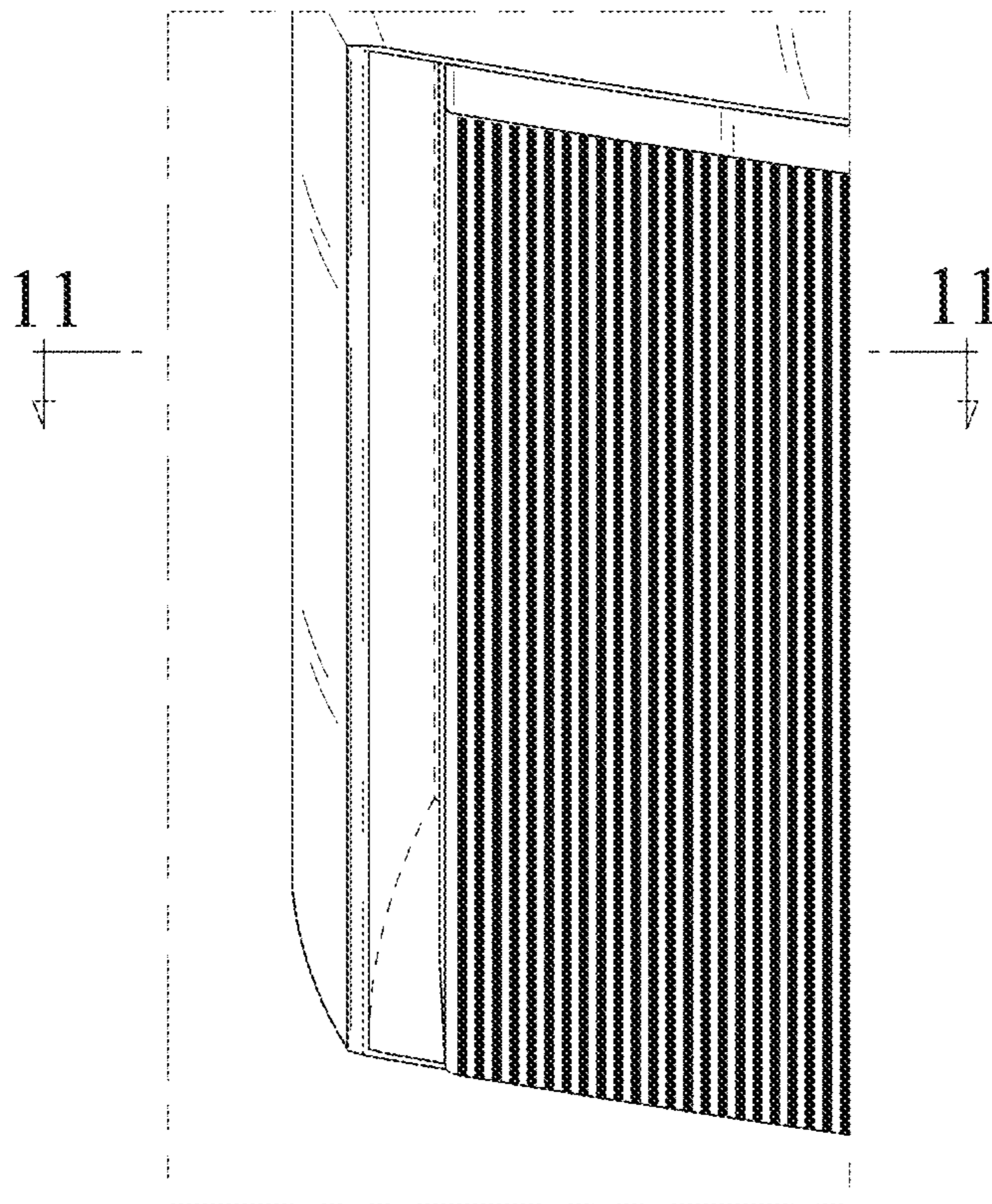


FIG. 11

