



US00D888190S

(12) **United States Design Patent**
Hahn

(10) **Patent No.:** **US D888,190 S**

(45) **Date of Patent:** **** Jun. 23, 2020**

(54) **BAIT RETAINING HOOK**

(71) Applicant: **Adler Christian Hahn**, Alpharetta, CA
(US)

(72) Inventor: **Adler Christian Hahn**, Alpharetta, CA
(US)

(**) Term: **15 Years**

(21) Appl. No.: **29/724,854**

(22) Filed: **Feb. 19, 2020**

(51) **LOC (12) Cl.** **22-05**

(52) **U.S. Cl.**
USPC **D22/144**

(58) **Field of Classification Search**
USPC D22/144-146; 43/43.16, 42.23, 42.25,
43/42.49, 44.8, 44.86, 42.24, 42.53, 42.3,
43/7, 44.6, 44.83, 43.1, 44.2, 44.82
CPC A01K 83/00; A01K 83/06; A01K 91/04
See application file for complete search history.

(56) **References Cited**

U.S. PATENT DOCUMENTS

141,910	A *	8/1873	Allen	A01K 83/00
					43/43.16
2,636,306	A *	4/1953	Sokolik	A01K 83/06
					43/44.4
2,749,652	A *	6/1956	Slane	A01K 91/053
					43/44.82
D566,806	S *	4/2008	Nunn	D22/144

D620,074	S *	7/2010	Muhlenbruck	D22/144
7,841,127	B1	11/2010	Nakamichi		
D742,996	S *	11/2015	Trice	D22/144
D849,183	S *	5/2019	DeJarnette	D22/144
2002/0148156	A1	10/2002	Damm		
2006/0265939	A1	11/2006	Friedrichs		
2019/0246613	A1*	8/2019	Cook	A01K 91/04

* cited by examiner

Primary Examiner — Catherine R Oliver-Garcia
(74) *Attorney, Agent, or Firm* — The Law Offices of Eric W. Peterson

(57) **CLAIM**

The ornamental design for a bait retaining hook substantially, as shown and described.

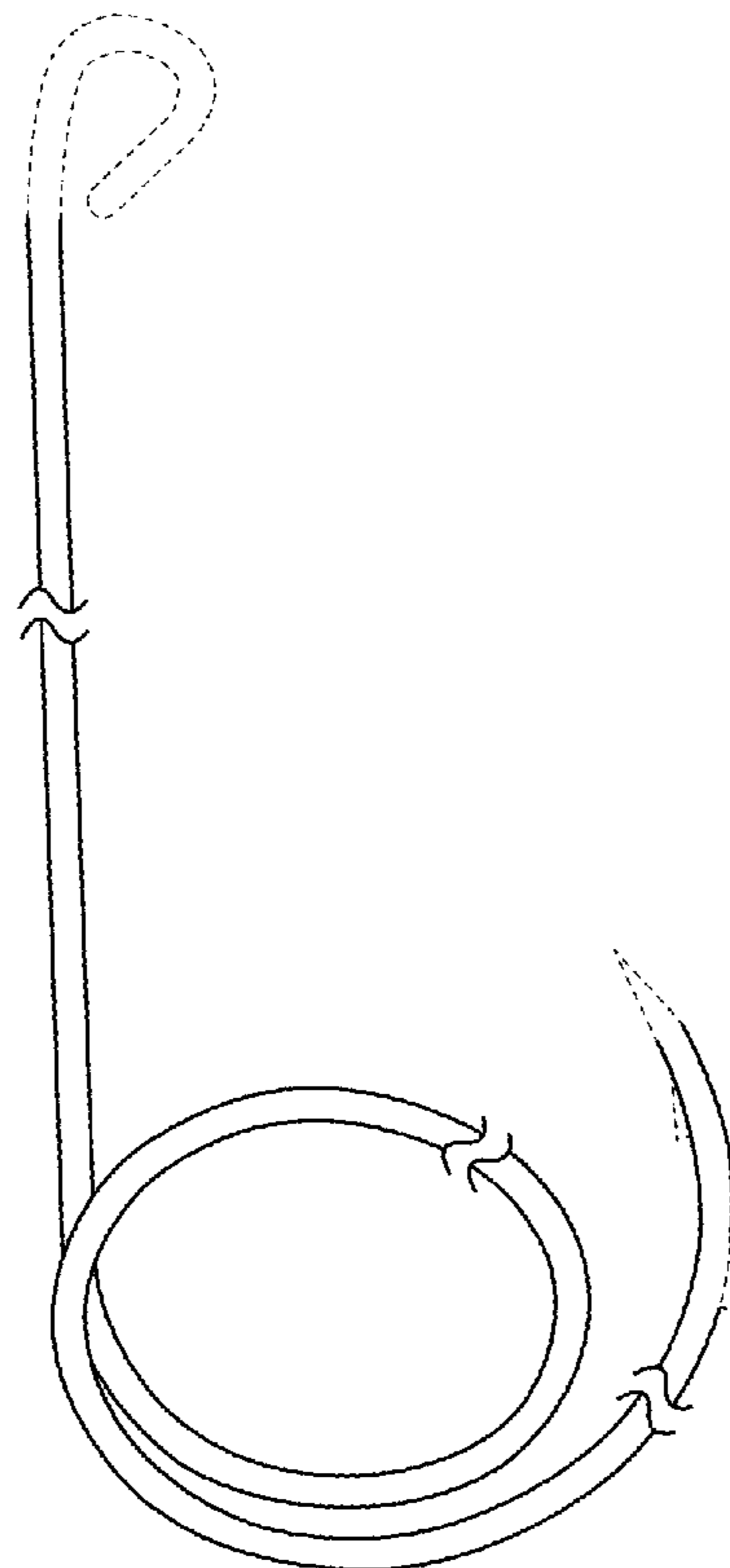
DESCRIPTION

FIG. 1 is a perspective view of a bait retaining hook; FIG. 2 is a front elevation view of a bait retaining hook; FIG. 3 is a rear elevation view of a bait retaining hook; FIG. 4 is a right side view of a bait retaining hook; FIG. 5 is a left side view of a bait retaining hook; FIG. 6 is a top plan view of a bait retaining hook; and, FIG. 7 is a bottom plan view of a bait retaining hook.

It being understood that the broken lines in the drawings are for illustrative purposes only and form no part of the claimed design.

Portions of the bait retaining hook are shown broken away to indicate that no particular length is claimed, and any portion shown between the breaks forms no part of the claimed design.

1 Claim, 4 Drawing Sheets



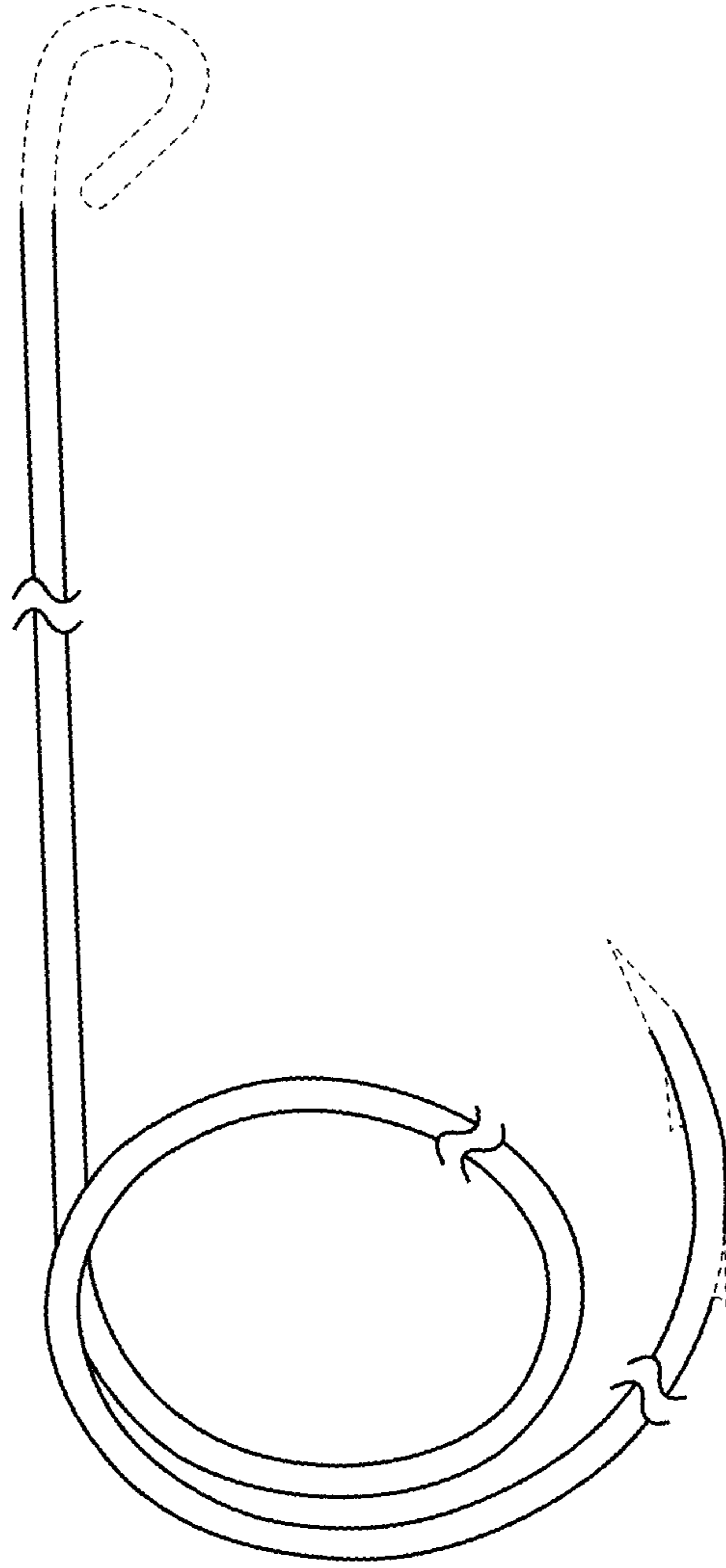


FIG. 1

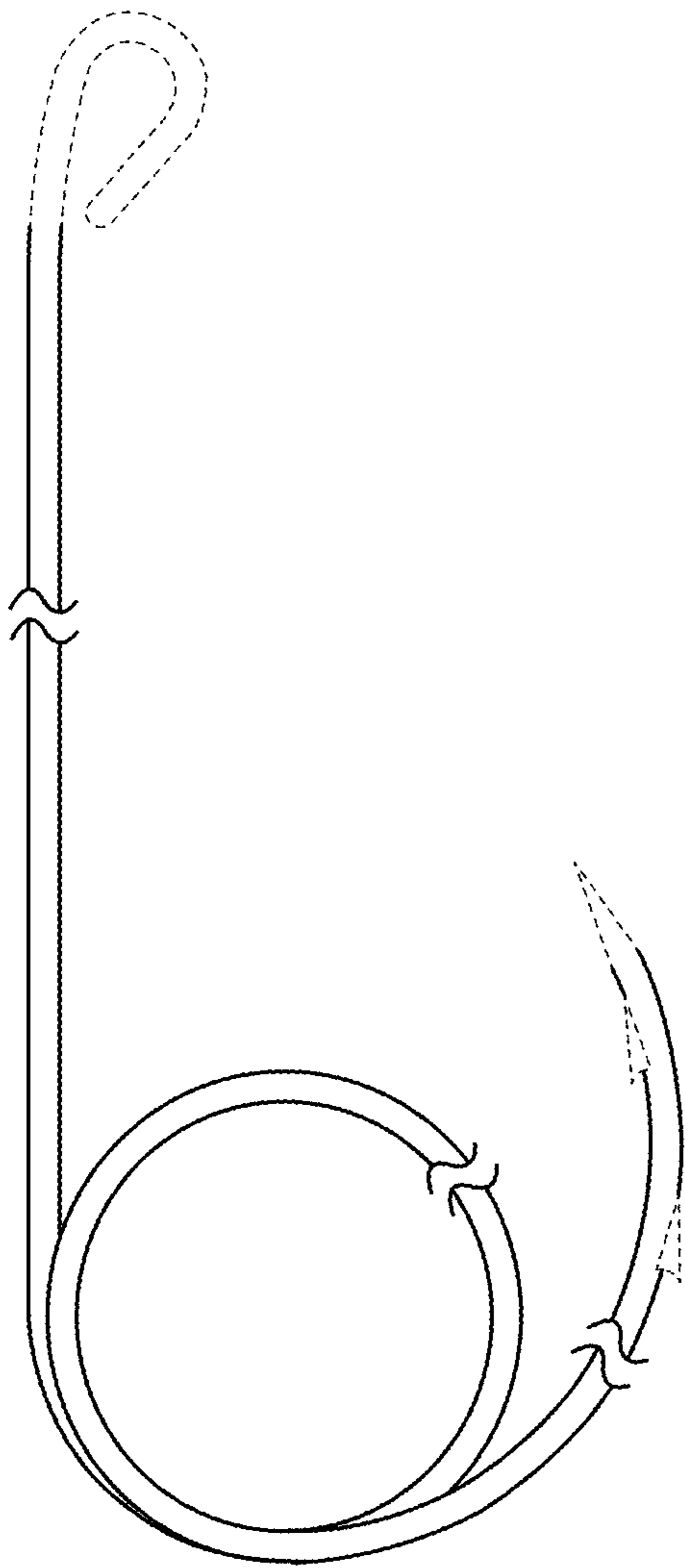


FIG. 2

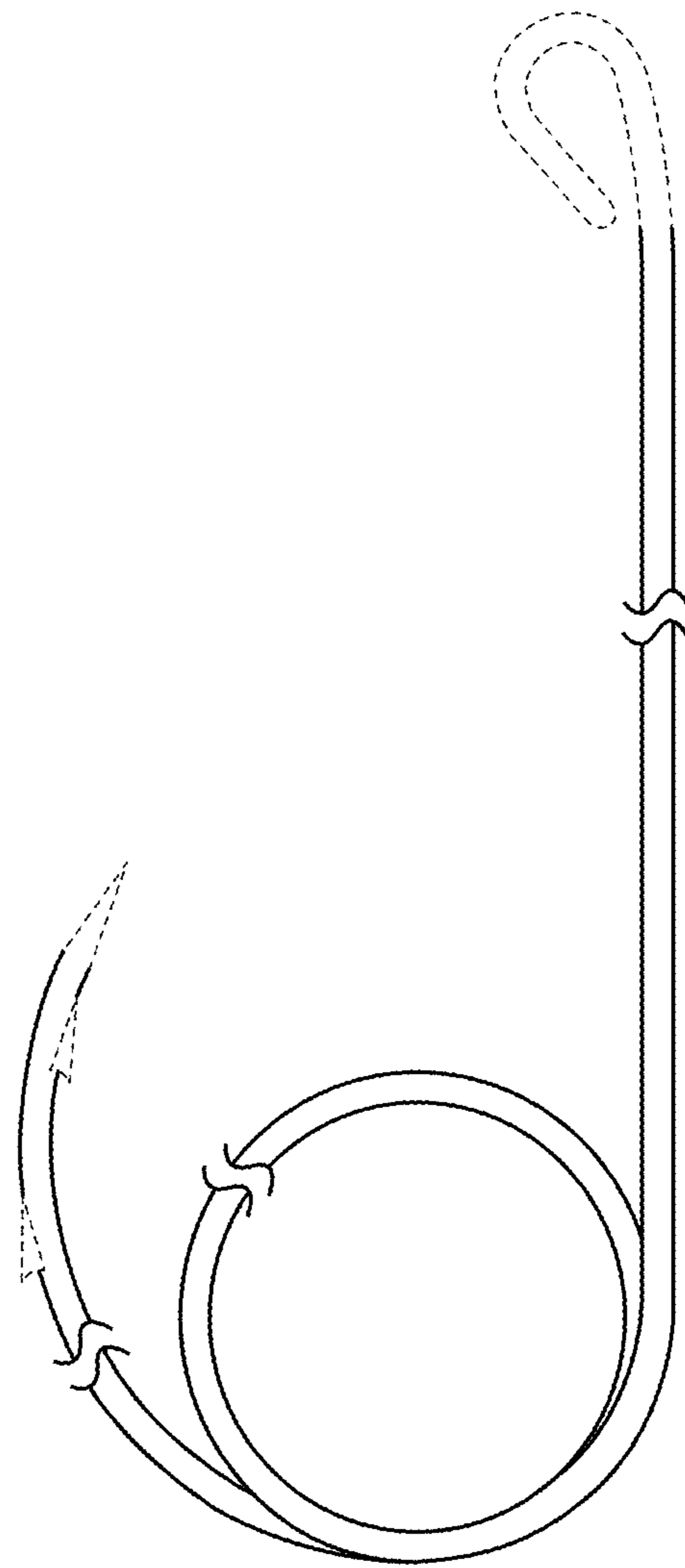


FIG. 3

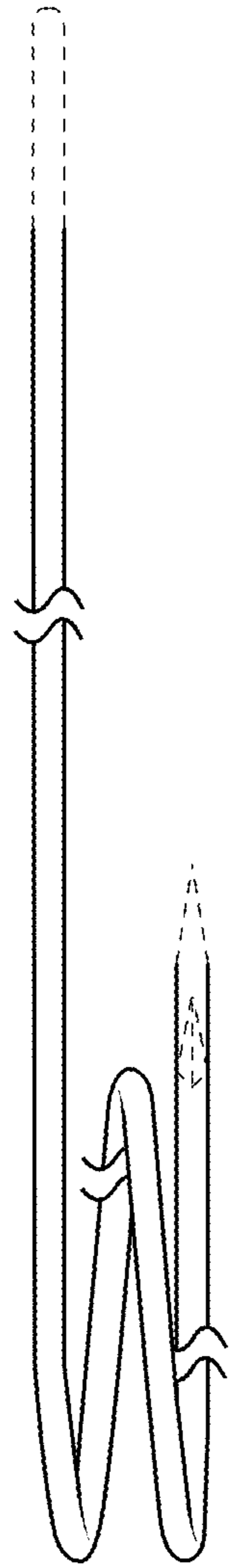


FIG. 4




FIG. 5

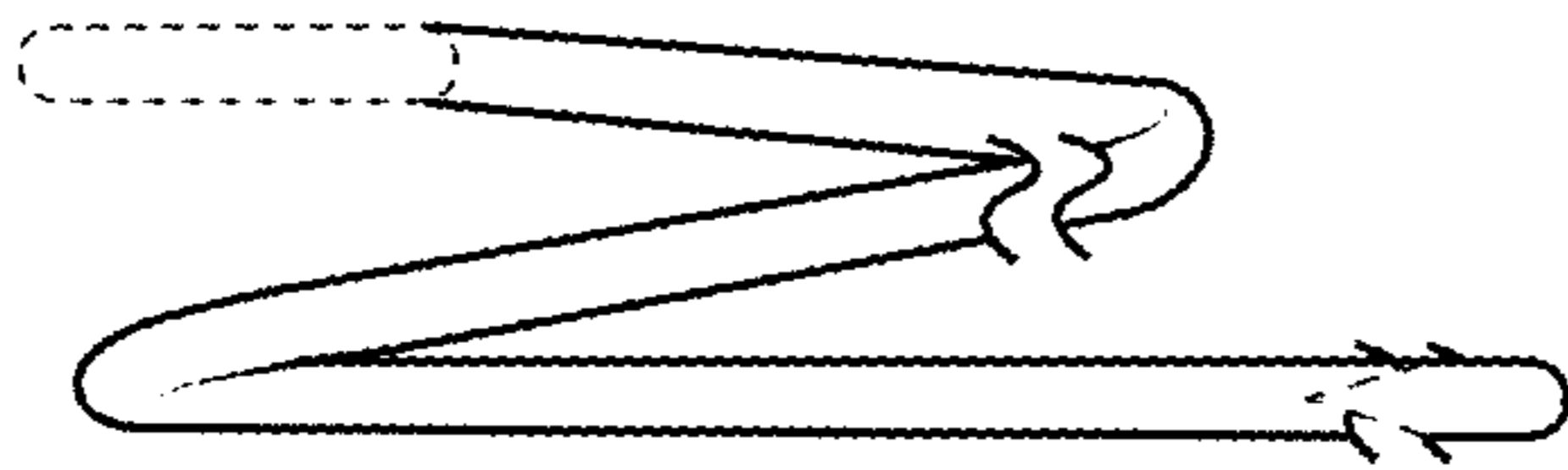


FIG. 6

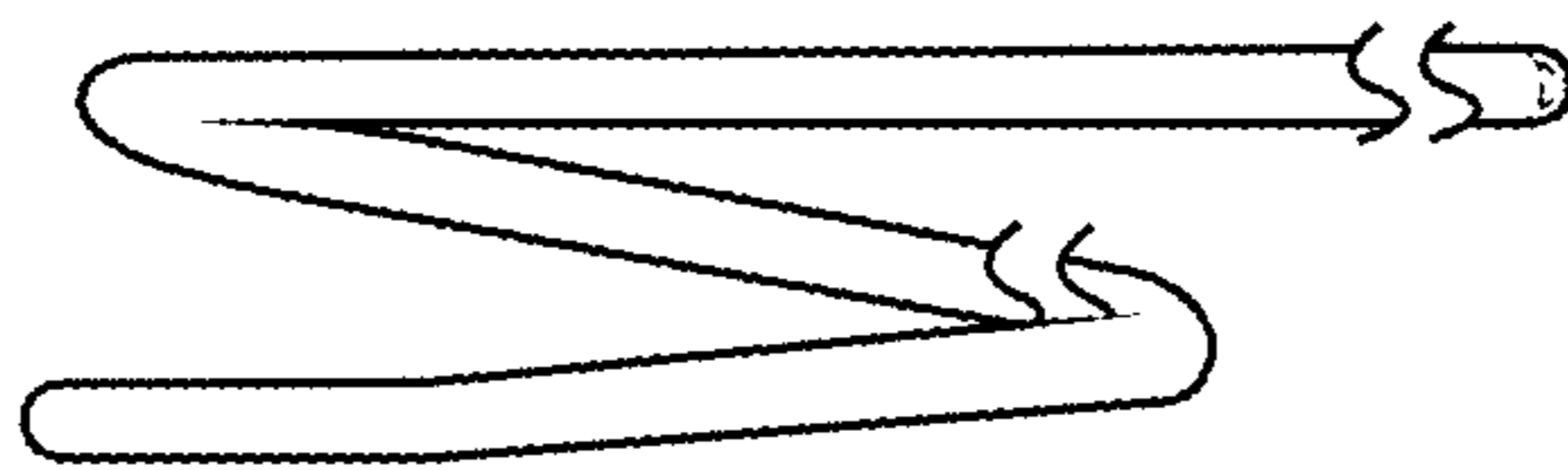


FIG. 7