



US00D888172S

(12) **United States Design Patent**
Stokke et al.

(10) **Patent No.:** **US D888,172 S**
(45) **Date of Patent:** **** Jun. 23, 2020**

- (54) **GOLF CLUB HEAD**
- (71) Applicant: **KARSTEN MANUFACTURING CORPORATION**, Phoenix, AZ (US)
- (72) Inventors: **Ryan M. Stokke**, Anthem, AZ (US); **David A. Higdon**, Cave Creek, AZ (US); **Jacob T. Clarke**, Phoenix, AZ (US); **Travis D. Milleman**, Portland, OR (US); **Cory S. Bacon**, Cave Creek, AZ (US)
- (73) Assignee: **Karsten Manufacturing Corporation**, Phoenix, AZ (US)

D240,841 S	8/1976	Solheim	
D256,264 S	8/1980	Solheim	
4,355,808 A	10/1982	Jernigan	
D276,644 S	12/1984	Solheim	
D299,505 S *	1/1989	Honma	D21/750
5,014,993 A	5/1991	Antonious	
D318,512 S	7/1991	Piotrowski	
5,048,834 A	9/1991	Gorman	
D330,577 S	10/1992	Solheim	
D332,812 S	1/1993	Solheim	
D337,143 S *	7/1993	Lo	D21/750
D343,435 S *	1/1994	Poincenot	D21/750
D344,778 S	3/1994	Solheim	

(Continued)

(**) Term: **15 Years**

(21) Appl. No.: **29/664,523**

(22) Filed: **Sep. 26, 2018**

(51) **LOC (12) Cl.** **21-02**

(52) **U.S. Cl.**
USPC **D21/747**

(58) **Field of Classification Search**
USPC D21/747-751, 759
CPC A63B 53/00; A63B 53/02; A63B 53/04;
A63B 53/047; A63B 53/0475; A63B
2053/0479; A63B 2053/0483; A63B
2053/0445; A63B 60/00; A63B 60/46
See application file for complete search history.

(56) **References Cited**

U.S. PATENT DOCUMENTS

D55,278 S	5/1920	Kraeuter	
D141,307 S *	5/1945	Newsome	D21/747
D164,596 S	9/1951	Penna	
D179,092 S *	10/1956	Pavlis	D21/747
D179,818 S *	3/1957	Penna	D21/751
D203,936 S *	3/1966	Long	D21/750
D209,299 S *	11/1967	Long	D21/751
D234,608 S	3/1975	Raymont	

FOREIGN PATENT DOCUMENTS

JP	132521	11/1992
JP	132522	11/1992

(Continued)

Primary Examiner — Mitchell I. Siegel

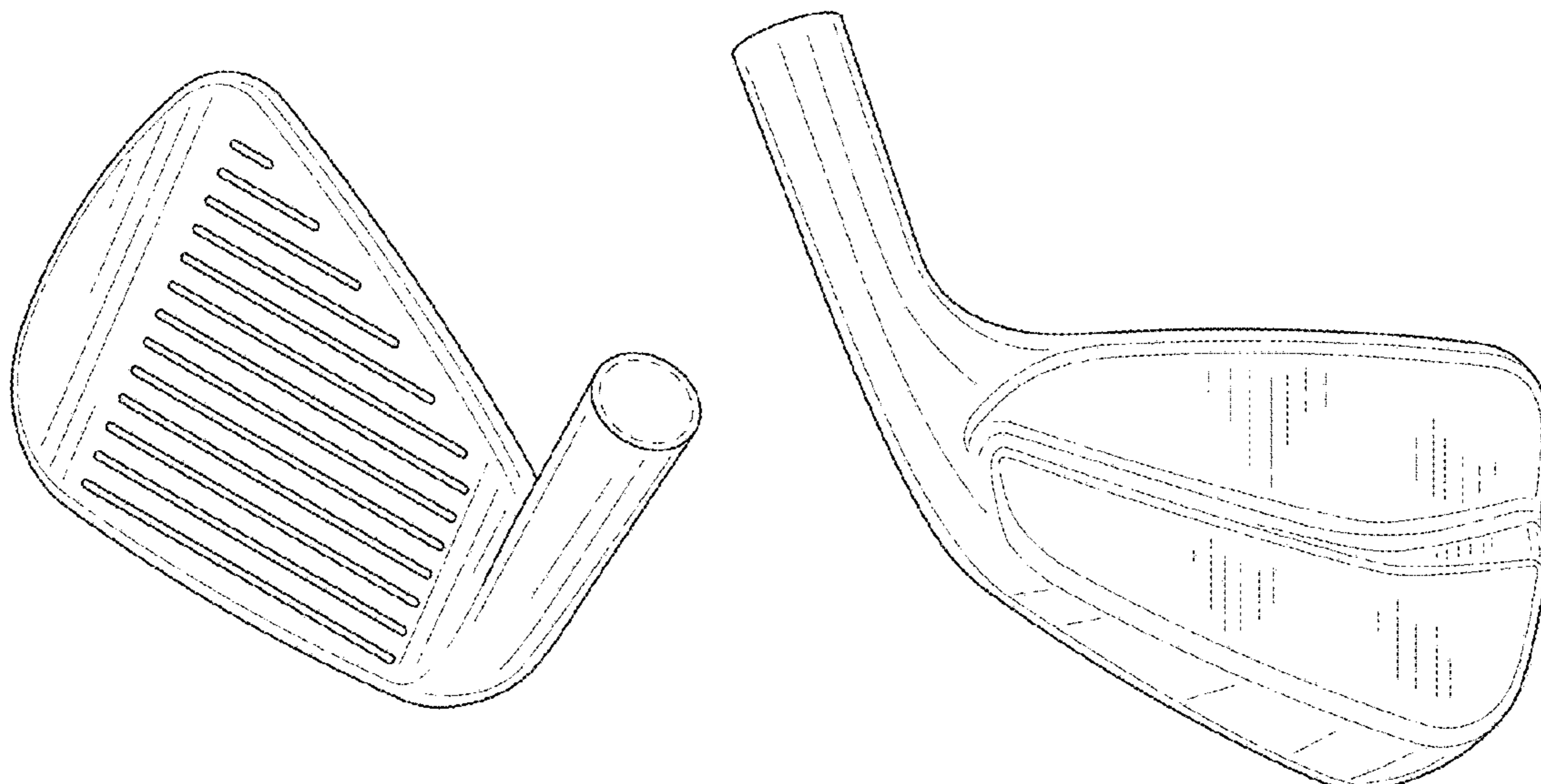
(57) **CLAIM**

The ornamental design for a golf club head, as shown and described.

DESCRIPTION

FIG. 1 is a top perspective view of a golf club head;
 FIG. 2 is a bottom perspective view of the golf club head of FIG. 1;
 FIG. 3 is a top view of the golf club head of FIG. 1;
 FIG. 4 is a bottom view of the golf club head of FIG. 1;
 FIG. 5 is a front view of the golf club head of FIG. 1;
 FIG. 6 is a rear view of the golf club head of FIG. 1;
 FIG. 7 is a heel side view of the golf club head of FIG. 1; and,
 FIG. 8 is a toe side view of the golf club head of FIG. 1.
 The broken line showing is included for the purpose of illustrating unclaimed subject matter and forms no part of the claimed design.

1 Claim, 4 Drawing Sheets



(56)

References Cited

U.S. PATENT DOCUMENTS

8,690,710 B2 4/2014 Nicolette et al.
D708,282 S 7/2014 Oldknow
D708,688 S 7/2014 Nicolette et al.
D709,576 S * 7/2014 Oldknow D21/759
D709,974 S * 7/2014 Oldknow D21/759
D716,883 S 11/2014 Stokke et al.
D722,352 S * 2/2015 Nicolette D21/747
D723,120 S * 2/2015 Nicolette D21/747
D726,265 S * 4/2015 Nicolette D21/747
9,333,401 B2 5/2016 Rice et al.
D762,792 S * 8/2016 Oliveiro D21/747
9,427,633 B2 * 8/2016 Oldknow A63B 53/047
D766,390 S * 9/2016 Timmons D21/759
9,504,887 B2 11/2016 Ines et al.
D773,574 S * 12/2016 Oliveiro D21/747
9,616,304 B2 * 4/2017 Deshmukh B21K 17/00
D796,606 S 7/2017 Oliveiro et al.
D797,224 S * 9/2017 Oliveiro D21/747
D802,068 S * 11/2017 Parsons D21/747
D827,065 S * 8/2018 Nicolette D21/747
D829,837 S * 10/2018 Wolfe D21/747
D832,953 S * 11/2018 Bacon D21/747
10,137,339 B1 * 11/2018 Forshner A63B 53/047
D835,735 S * 12/2018 Chun D21/747
D835,736 S * 12/2018 Chun D21/747
10,166,444 B1 * 1/2019 Forshner A63B 53/047
D845,412 S * 4/2019 Boggs D21/747
D855,129 S * 7/2019 Oliveiro D21/747
10,335,651 B2 * 7/2019 Snyder A63B 53/047

D856,450 S * 8/2019 Milleman D21/747
D859,547 S 9/2019 Stokke et al.
2003/0119602 A1 6/2003 Kennedy, III
2005/0009632 A1 1/2005 Schweigert
2005/0014573 A1 * 1/2005 Lee A63B 53/0475
473/291
2005/0096156 A1 5/2005 Chen
2006/0258480 A1 11/2006 Hou
2007/0117653 A1 5/2007 Yoneyama
2007/0225084 A1 9/2007 Schweigert
2008/0300065 A1 12/2008 Schweigert
2009/0029790 A1 1/2009 Nicolette
2009/0029791 A1 1/2009 Nicolette et al.
2009/0029795 A1 1/2009 Nicolette
2009/0118033 A1 5/2009 Nakamura
2009/0149277 A1 6/2009 Deng
2010/0178999 A1 7/2010 Nicolette
2010/0279794 A1 11/2010 Nicolette
2010/0279795 A1 11/2010 Nicolette
2010/0279796 A1 11/2010 Nicolette
2011/0201444 A1 8/2011 Stokke
2013/0165257 A1 6/2013 Dipert et al.
2015/0182816 A1 * 7/2015 Radcliffe A63B 53/047
473/324
2015/0297958 A1 10/2015 Hebreo et al.

FOREIGN PATENT DOCUMENTS

JP 1107723 5/2001
JP 1316692 12/2007
JP 1509521 10/2014

* cited by examiner

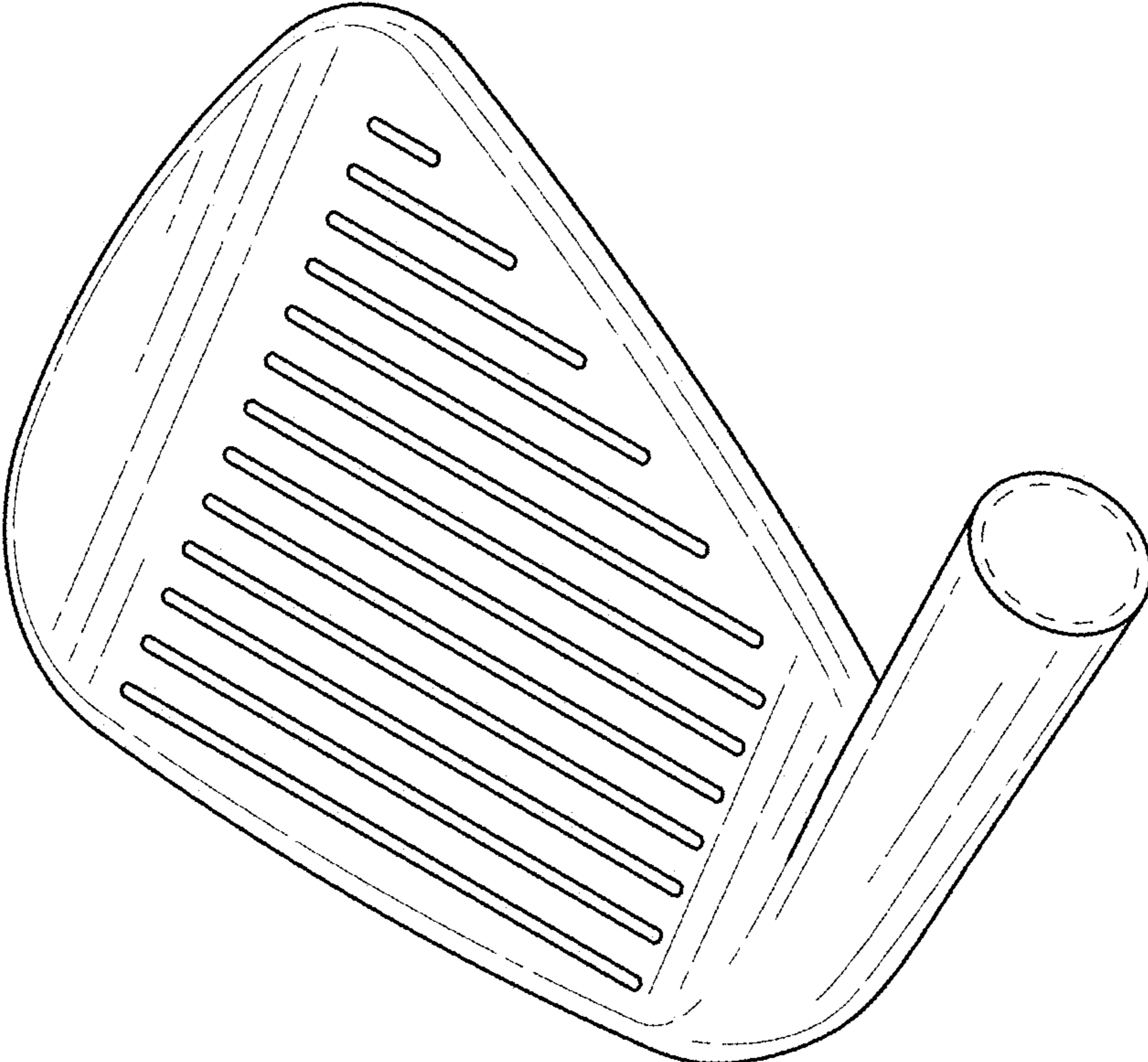


FIG. 1

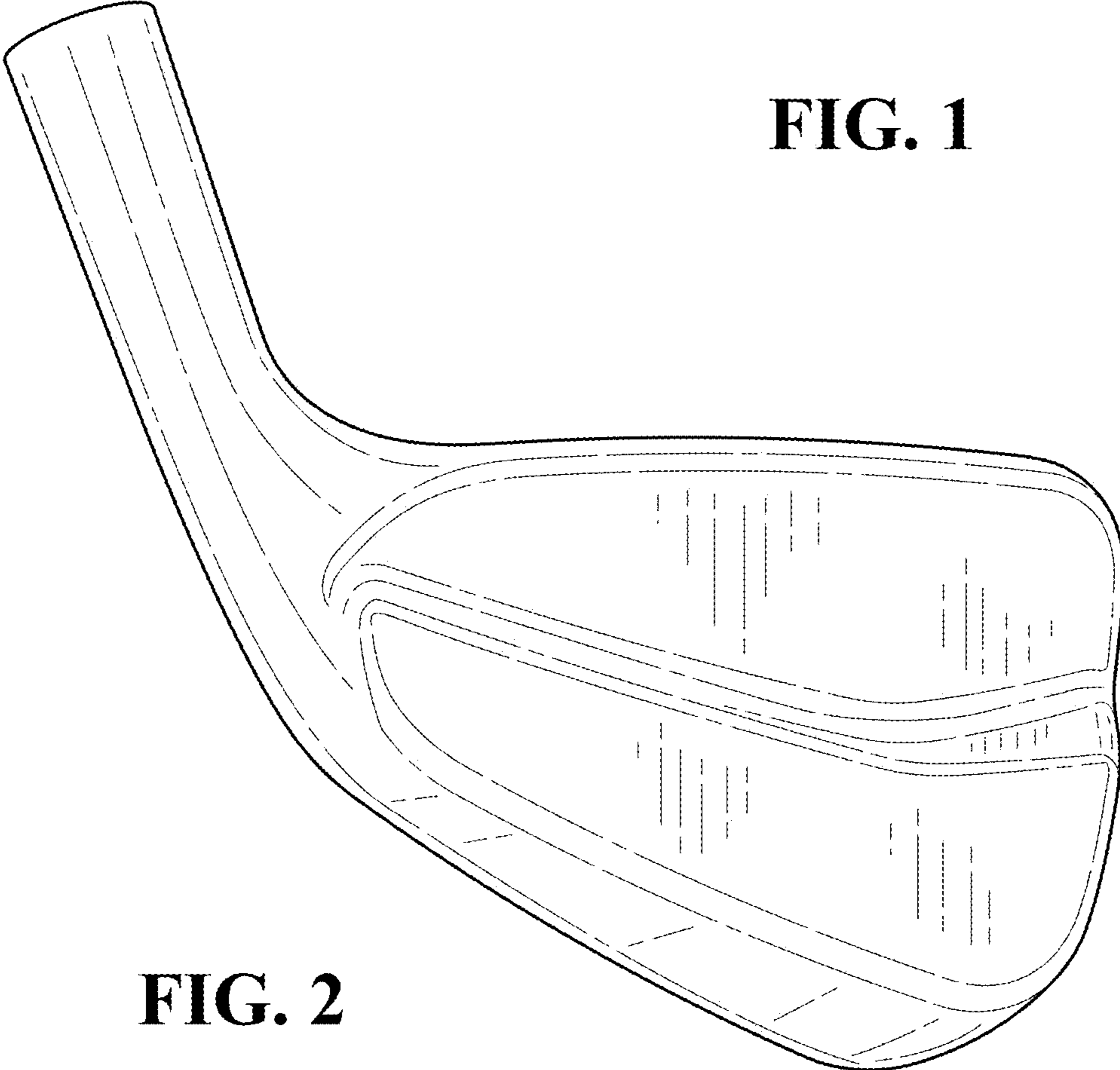


FIG. 2

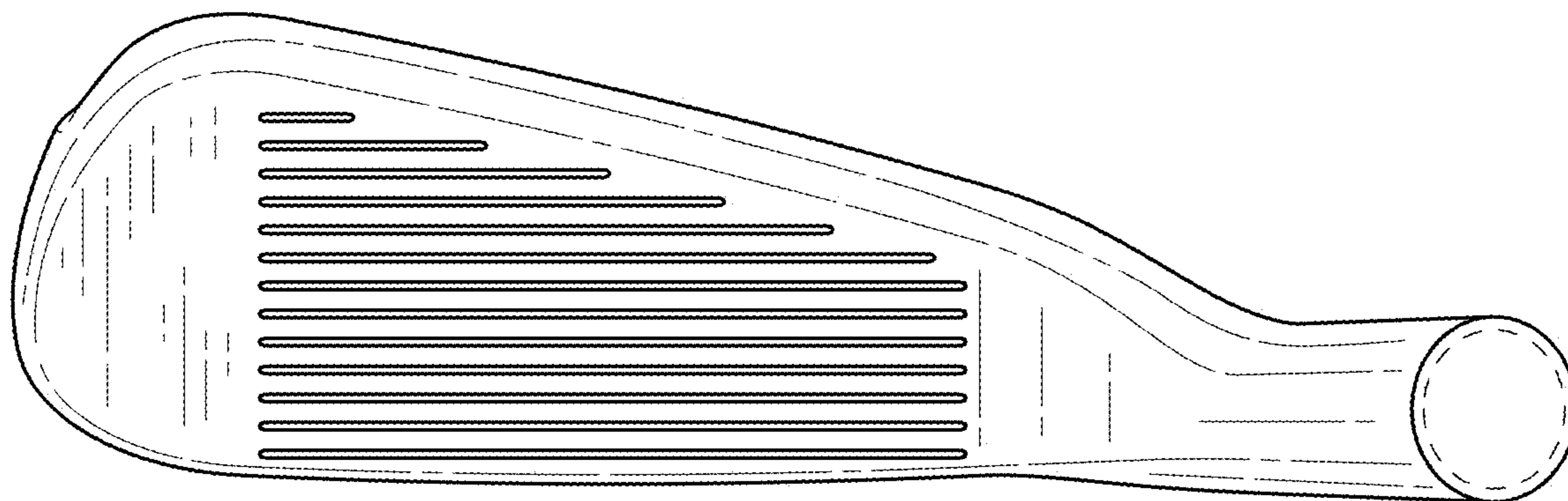


FIG. 3

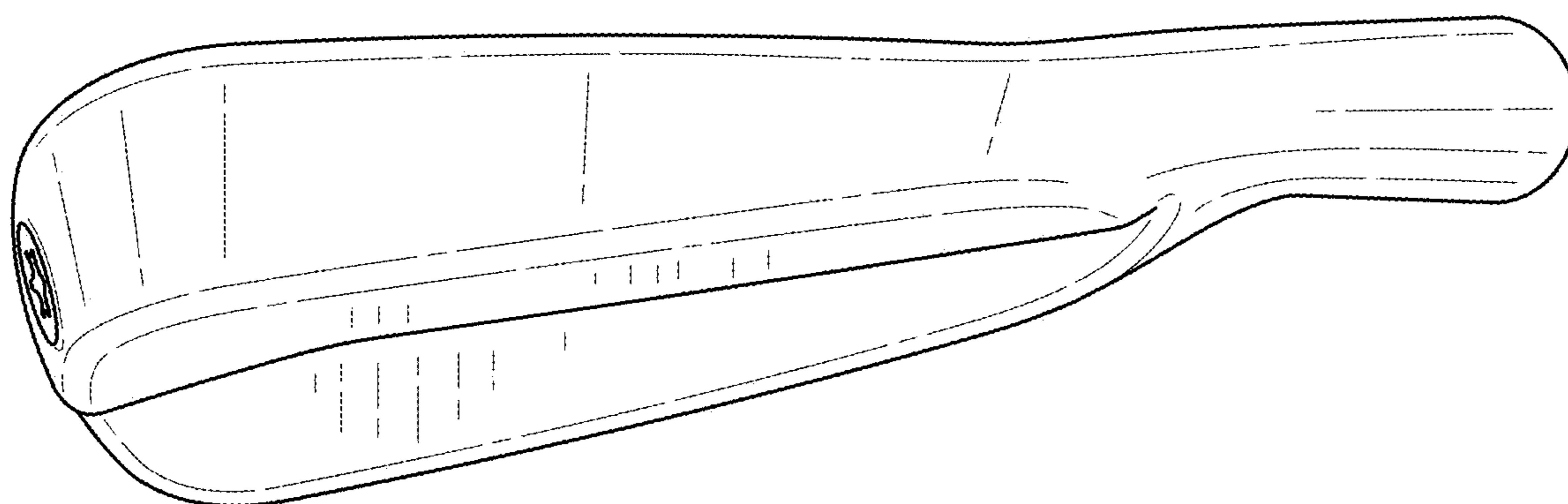


FIG. 4

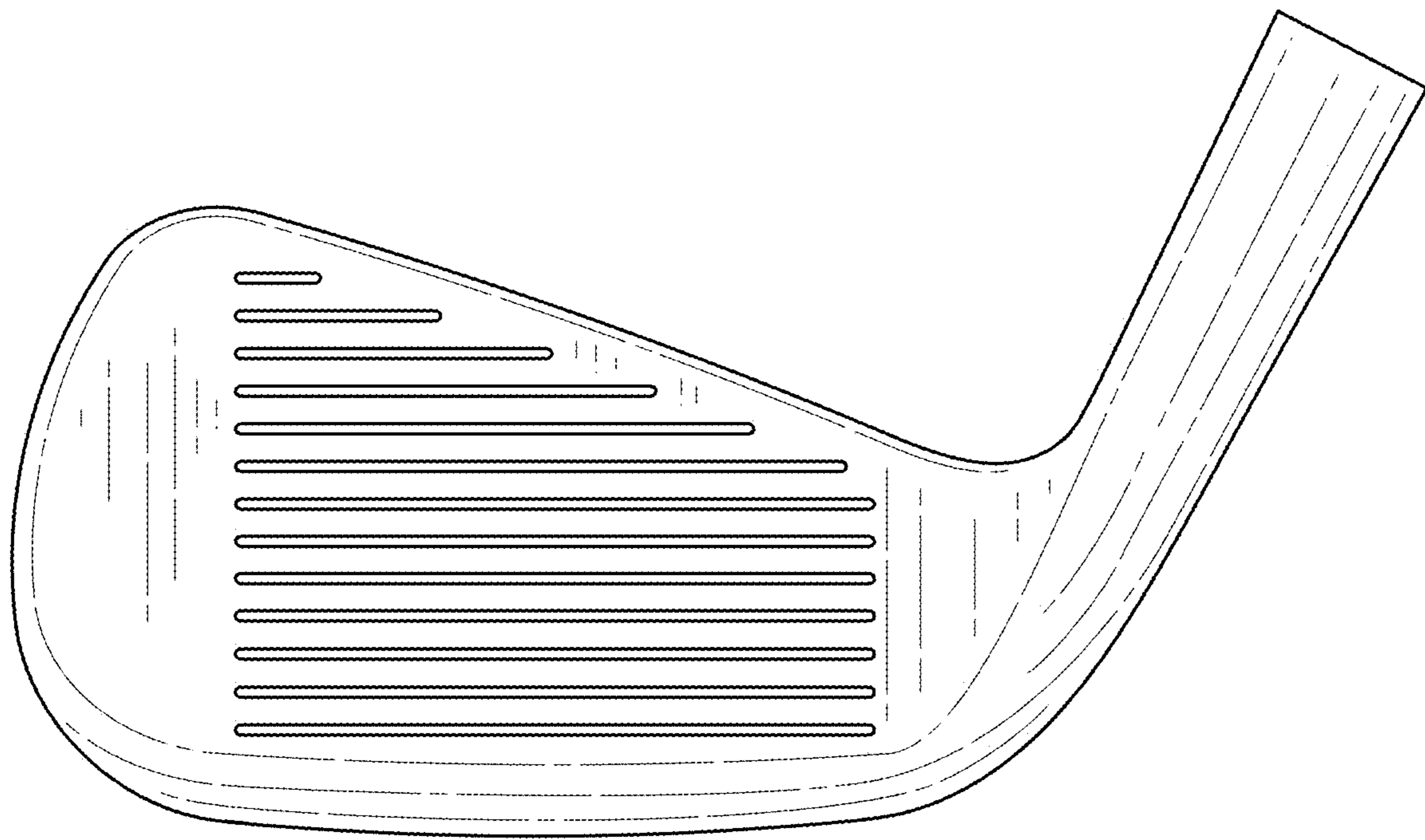


FIG. 5

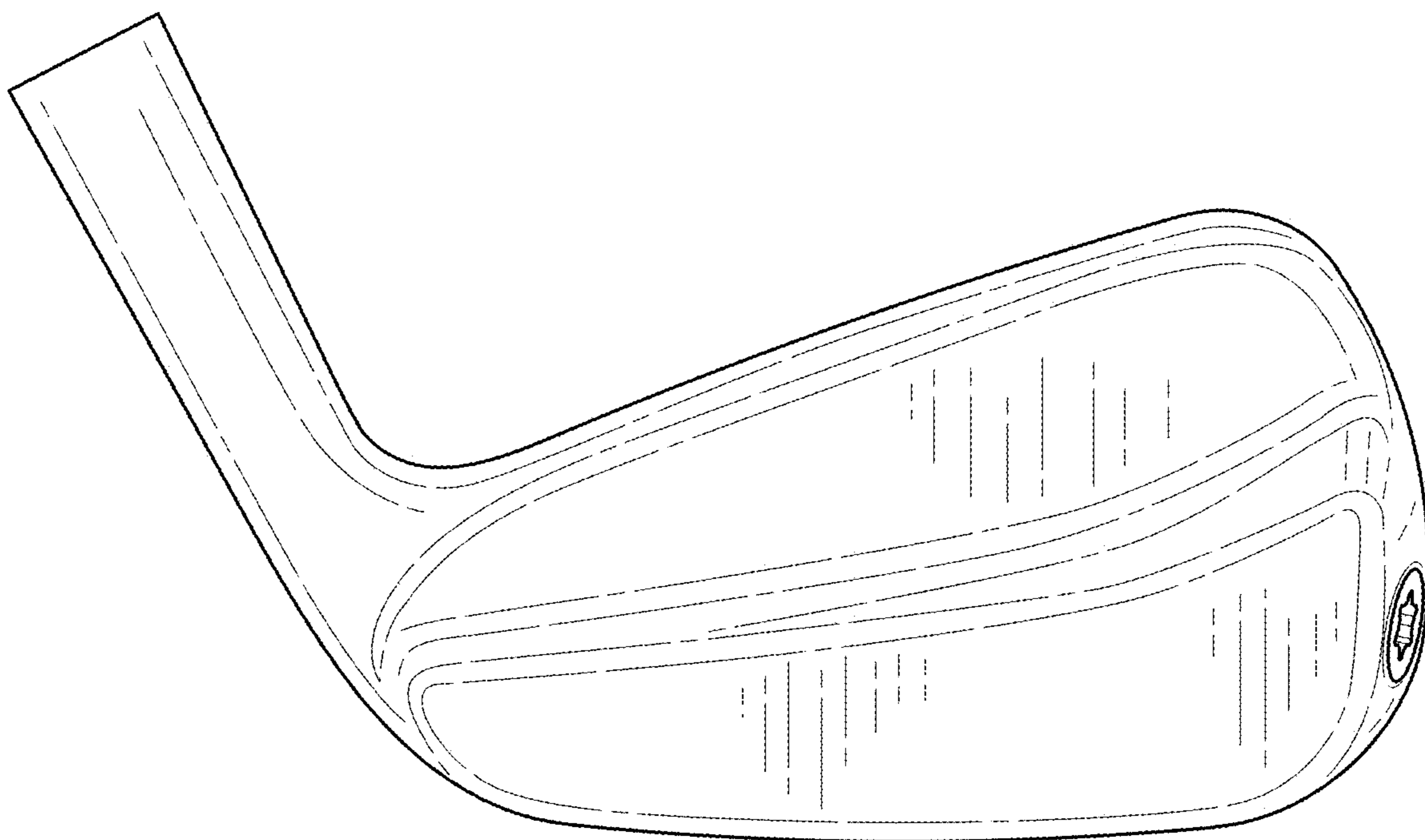


FIG. 6

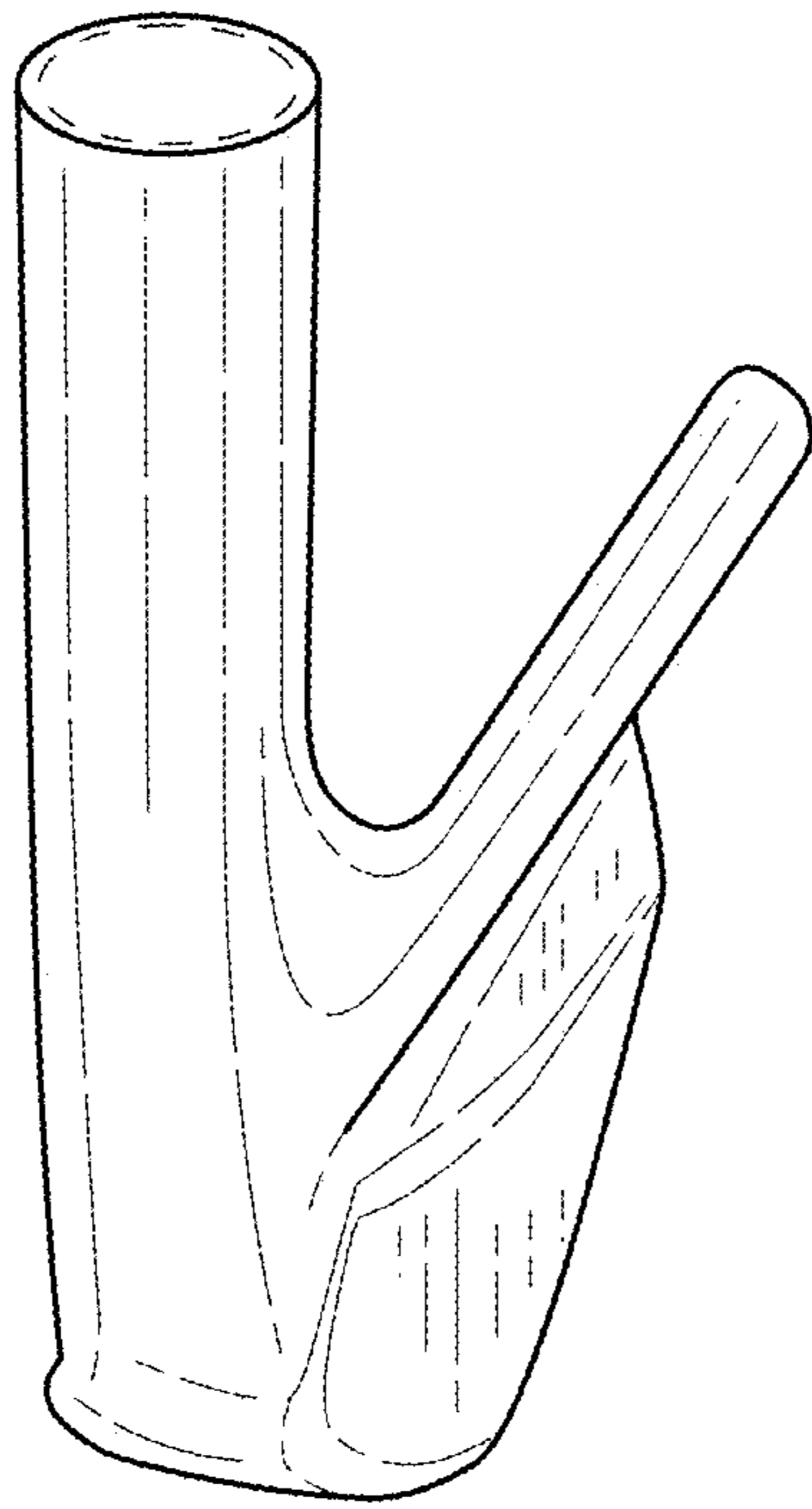


FIG. 7

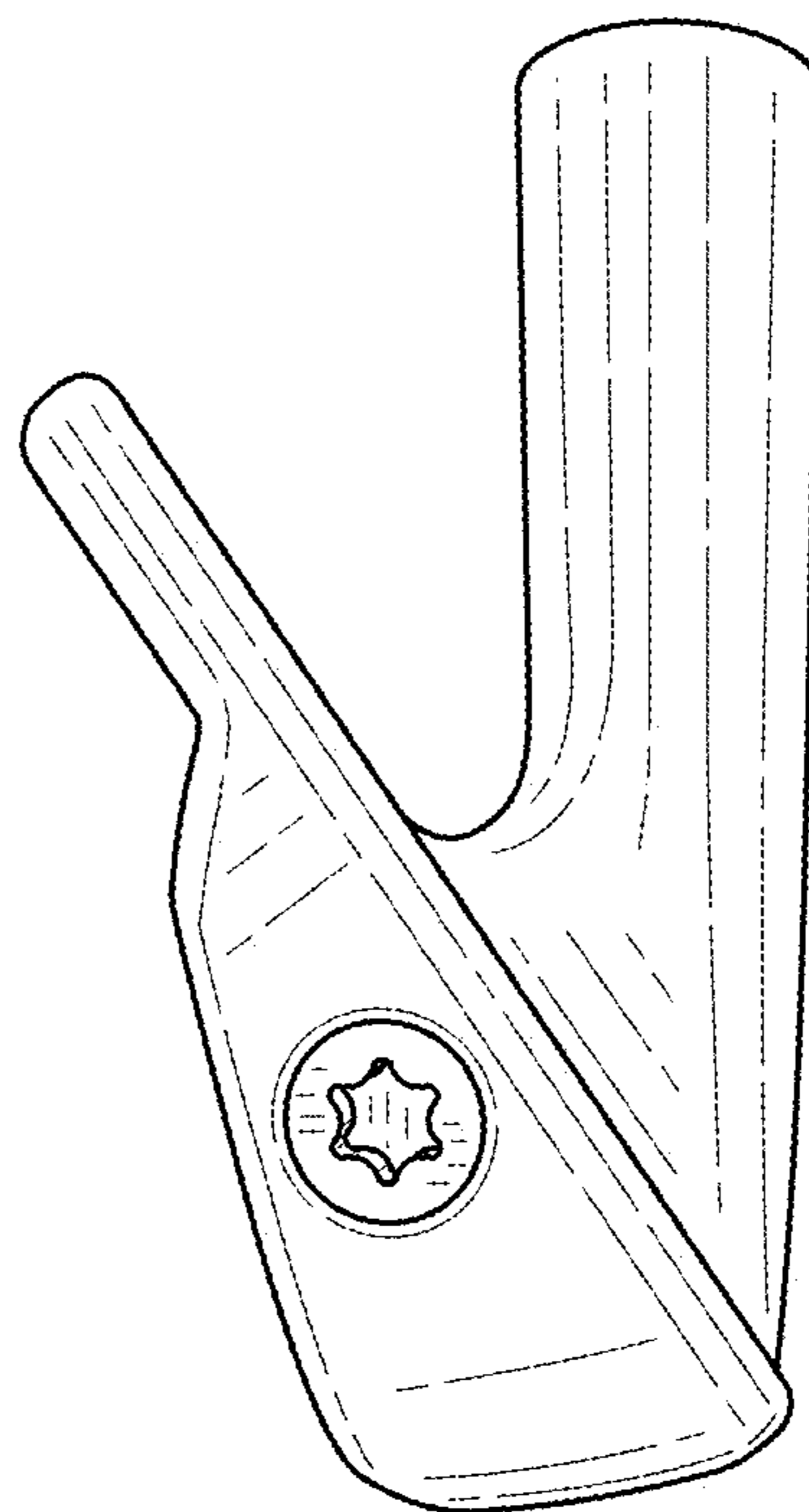


FIG. 8