



US00D888169S

(12) **United States Design Patent** (10) **Patent No.:** **US D888,169 S**
Chiu (45) **Date of Patent:** **** Jun. 23, 2020**

(54) **TOE TRAINING APPARATUS**
(71) Applicant: **Pei-Jung Chiu**, Lukang Township,
Changhua County (TW)
(72) Inventor: **Pei-Jung Chiu**, Lukang Township,
Changhua County (TW)
(**) Term: **15 Years**
(21) Appl. No.: **29/683,428**
(22) Filed: **Mar. 13, 2019**
(51) **LOC (12) Cl.** **21-02**
(52) **U.S. Cl.**
USPC **D21/685**
(58) **Field of Classification Search**
USPC D21/662, 684, 685, 692, 694; 482/44,
482/47, 48, 49, 121, 122, 129;
73/379.01, 379.02; D29/113; D22/117
CPC A61H 1/0288; B43K 23/012; G09B 15/06;
A63B 23/16
See application file for complete search history.

(56) **References Cited**
U.S. PATENT DOCUMENTS
2,546,118 A * 3/1951 Wright A45D 29/22
132/73
3,360,261 A * 12/1967 Smolensky A63H 33/00
482/44
3,612,521 A * 10/1971 Wendeborn A63B 23/16
482/48
4,033,580 A * 7/1977 Paris A63B 21/0004
482/122
4,828,249 A * 5/1989 Keating A63B 23/16
482/121
5,062,625 A * 11/1991 Vonk A63B 21/0004
482/48
D325,611 S * 4/1992 Lewis D21/684
5,136,911 A * 8/1992 Wyss A61H 1/0288
482/48

5,445,582 A * 8/1995 Brown A63B 23/16
482/124
D365,622 S * 12/1995 Edwards D22/117
D416,594 S * 11/1999 Sardina D21/684
D445,856 S * 7/2001 McCraw D21/662
6,817,967 B1 * 11/2004 Ott A63B 21/0004
482/47
D793,495 S * 8/2017 Ffrench D21/684
D809,614 S * 2/2018 Chiu D21/684
D829,286 S * 9/2018 Bae D21/662
D858,661 S * 9/2019 Wang D21/684
D865,085 S * 10/2019 Ishibashi D21/685
10,512,590 B2 * 12/2019 Harrison A63B 21/055
2007/0129216 A1 * 6/2007 Ott A63B 21/055
482/48
2007/0254780 A1 * 11/2007 Findeisen A63B 23/10
482/48
2008/0300112 A1 * 12/2008 Crout A63B 21/0004
482/48
2011/0281688 A1 * 11/2011 Harris, Jr. A63B 21/0428
482/44

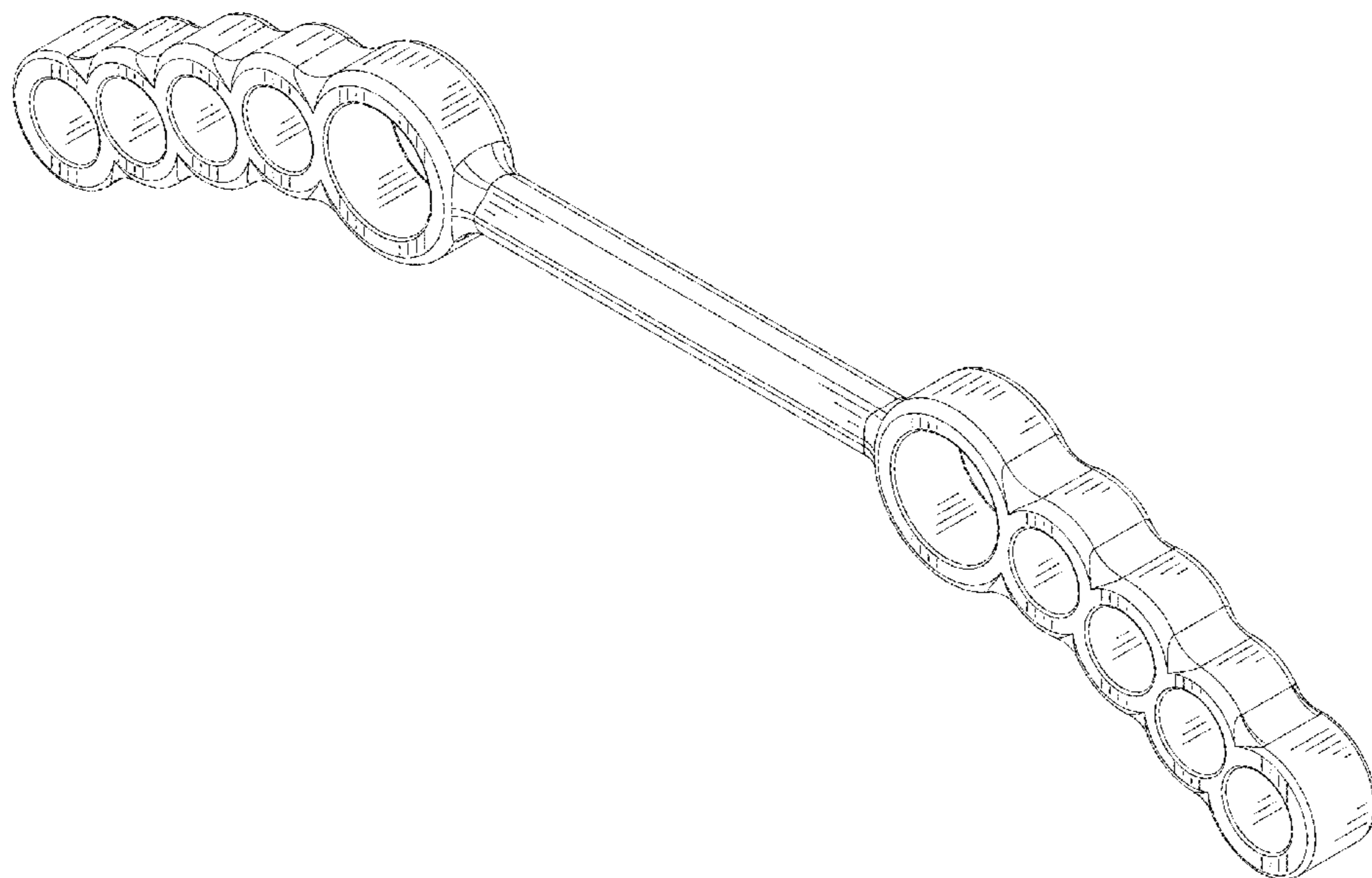
(Continued)

Primary Examiner — Cynthia Ramirez
Assistant Examiner — Michael A Maharajh
(74) *Attorney, Agent, or Firm* — Alan D. Kamrath; Mayer
& Williams PC

(57) **CLAIM**
The ornamental design for a toe training apparatus, as shown
and described.

DESCRIPTION
FIG. 1 is a perspective view of a toe training apparatus
showing my design;
FIG. 2 is a front elevational view thereof;
FIG. 3 is a rear elevational view thereof;
FIG. 4 is a left side elevational view thereof;
FIG. 5 is a right side elevational view thereof;
FIG. 6 is a top plan view thereof; and,
FIG. 7 is a bottom plan view thereof.

1 Claim, 7 Drawing Sheets



(56)

References Cited

U.S. PATENT DOCUMENTS

2012/0065027 A1* 3/2012 Zachary A63B 21/0004
482/48
2013/0303336 A1* 11/2013 Goldberg A63B 23/16
482/44
2018/0240354 A1* 8/2018 Carrick G09B 15/06

* cited by examiner

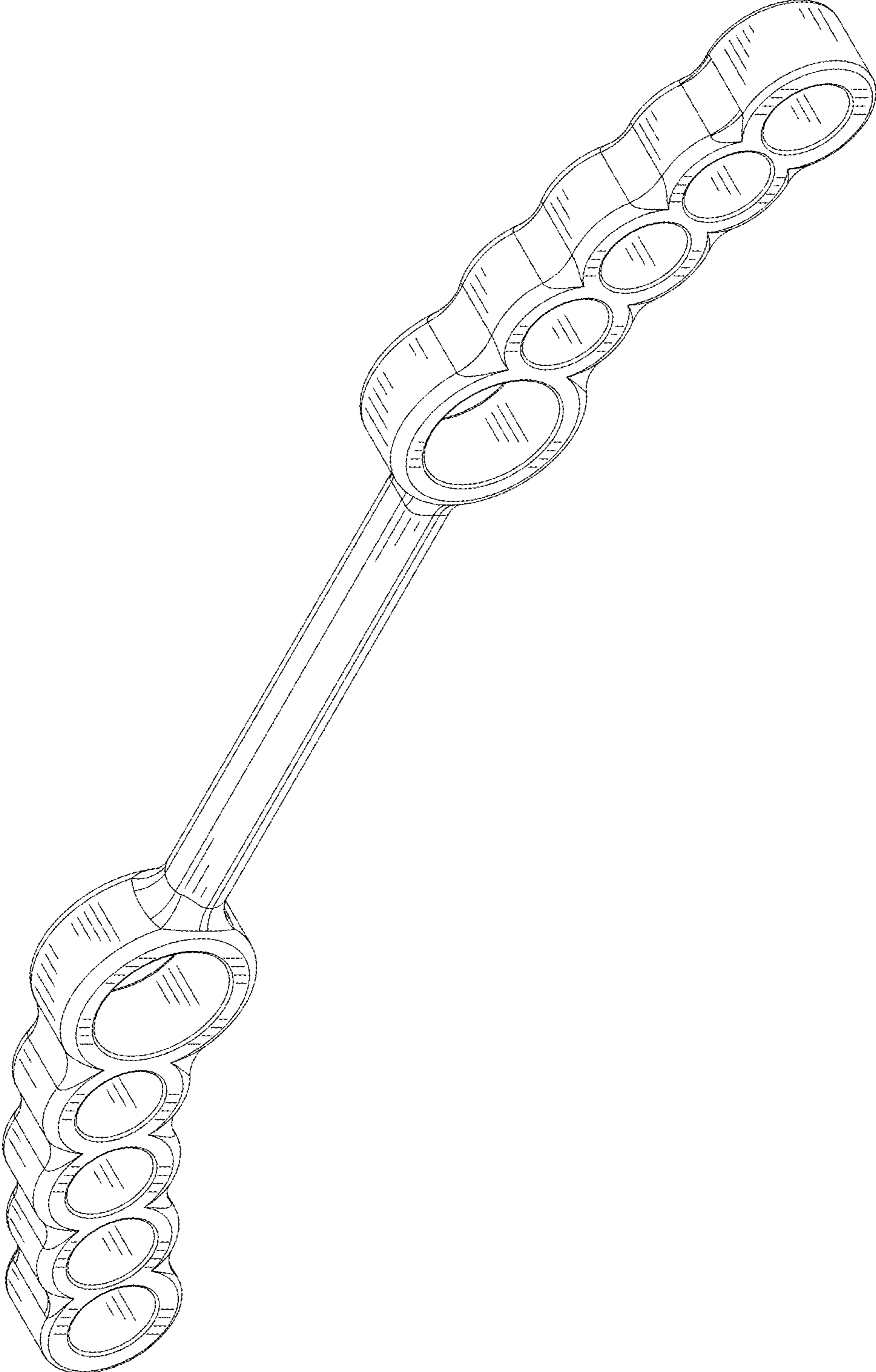


FIG. 1

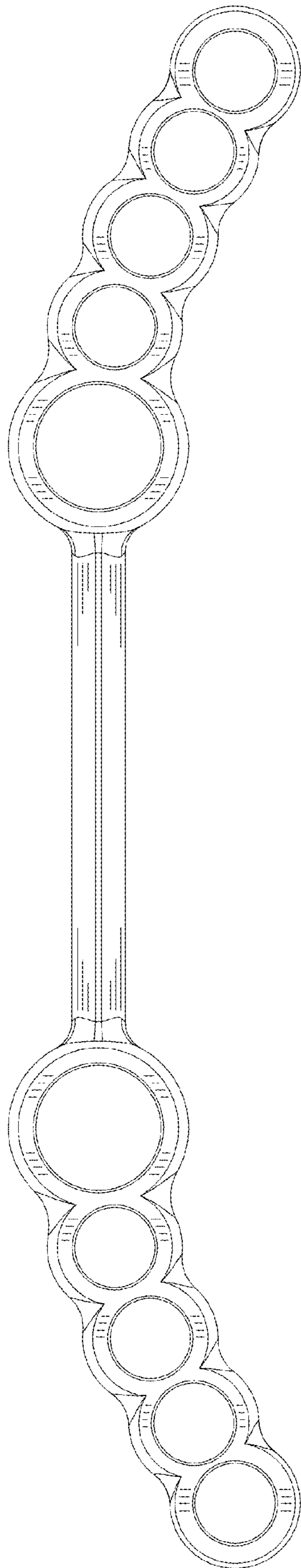


FIG. 2

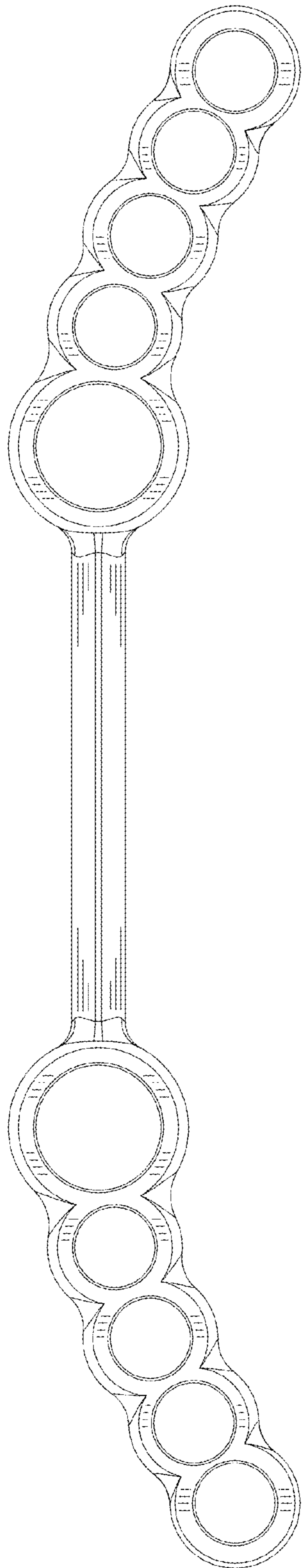


FIG. 3

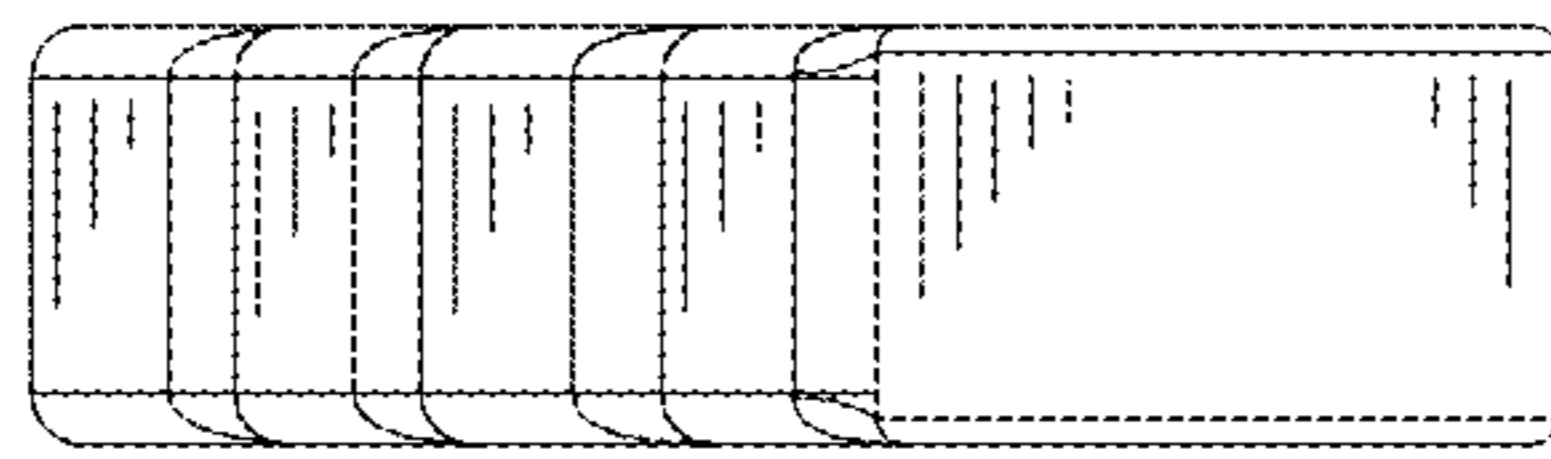


FIG. 4

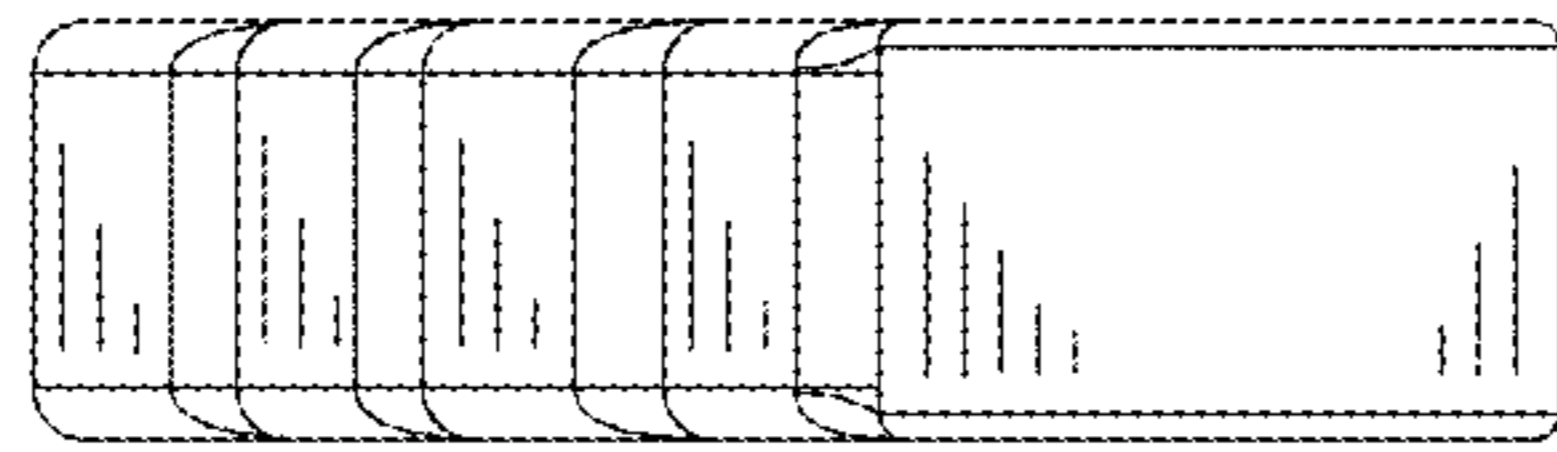


FIG. 5




FIG. 6

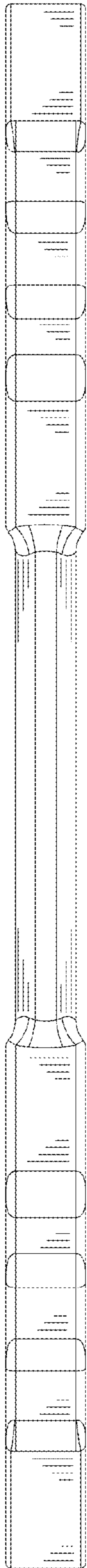


FIG. 7