



US00D888155S

(12) **United States Design Patent**
Lisse et al.

(10) **Patent No.:** **US D888,155 S**
(45) **Date of Patent:** **** Jun. 23, 2020**

- (54) **THREE-DIMENSIONAL SIGN**
- (71) Applicant: **Baltimore Ravens Limited Partnership**, Owings Mills, MD (US)
- (72) Inventors: **Ken Lisse**, Baltimore, MD (US); **Katie Bollinger**, Baltimore, MD (US)
- (73) Assignee: **Baltimore Ravens Limited Partnership**, Owings Mills, MD (US)
- (**) Term: **15 Years**
- (21) Appl. No.: **29/645,356**
- (22) Filed: **Apr. 25, 2018**
- (51) **LOC (12) Cl.** **20-02**
- (52) **U.S. Cl.**
USPC **D20/30**; D11/107
- (58) **Field of Classification Search**
USPC D10/109.1, 109.2, 113.4; D20/10-13, 15, D20/17, 19, 20, 21, 41, 42, 99; D26/31; 40/368, 446, 452, 453, 488, 538, 541, 40/542, 545-548, 563, 564, 568, 40/570-574, 582, 584, 594, 596, 600, 40/605, 615, 617, 618, 624; 362/217, 362/551, 559, 562, 565, 806, 811, 812; D11/107; D12/190
CPC G09F 7/16; G09F 2007/122; G09F 13/00; G09F 13/04; G09F 13/06; G09F 13/18; G09F 13/22; G09F 13/24; G09F 13/26; G09F 2013/1895; G09F 15/00
See application file for complete search history.

(56) **References Cited**

U.S. PATENT DOCUMENTS

D53,924 S *	10/1919	McClure et al.	D11/107
D56,799 S *	12/1920	Bastedo	D11/107
D61,045 S *	6/1922	Kosenko	D12/199
D81,991 S *	9/1930	Pastore	D11/233
D87,425 S *	7/1932	Bradley	D11/107

D95,046 S *	4/1935	Karr	D11/107
D102,121 S	3/1936	Baker		
D139,143 S *	10/1944	Kramer	D10/32
D175,657 S *	9/1955	Uttz	D26/32
3,419,995 A *	1/1969	Siegler	A63H 33/40 446/26
D272,424 S *	1/1984	Stahel	D11/107
D327,863 S *	7/1992	Rudd	D11/107
D360,653 S	7/1995	McKee		
D362,057 S	9/1995	Clayton		
D362,496 S	9/1995	Clayton		
D362,497 S	9/1995	Clayton		
D366,312 S	1/1996	Clayton		
D421,465 S	3/2000	Palardis		
D429,285 S	8/2000	Schini		
D453,008 S *	1/2002	Mihail	D11/107
D505,228 S *	5/2005	Weiser	D11/149
D613,894 S *	4/2010	Kim	D10/114.1

(Continued)

Primary Examiner — Cathron C Brooks

Assistant Examiner — Christian P. McLean

(74) *Attorney, Agent, or Firm* — Venable LLP; Michele V. Frank

(57) **CLAIM**

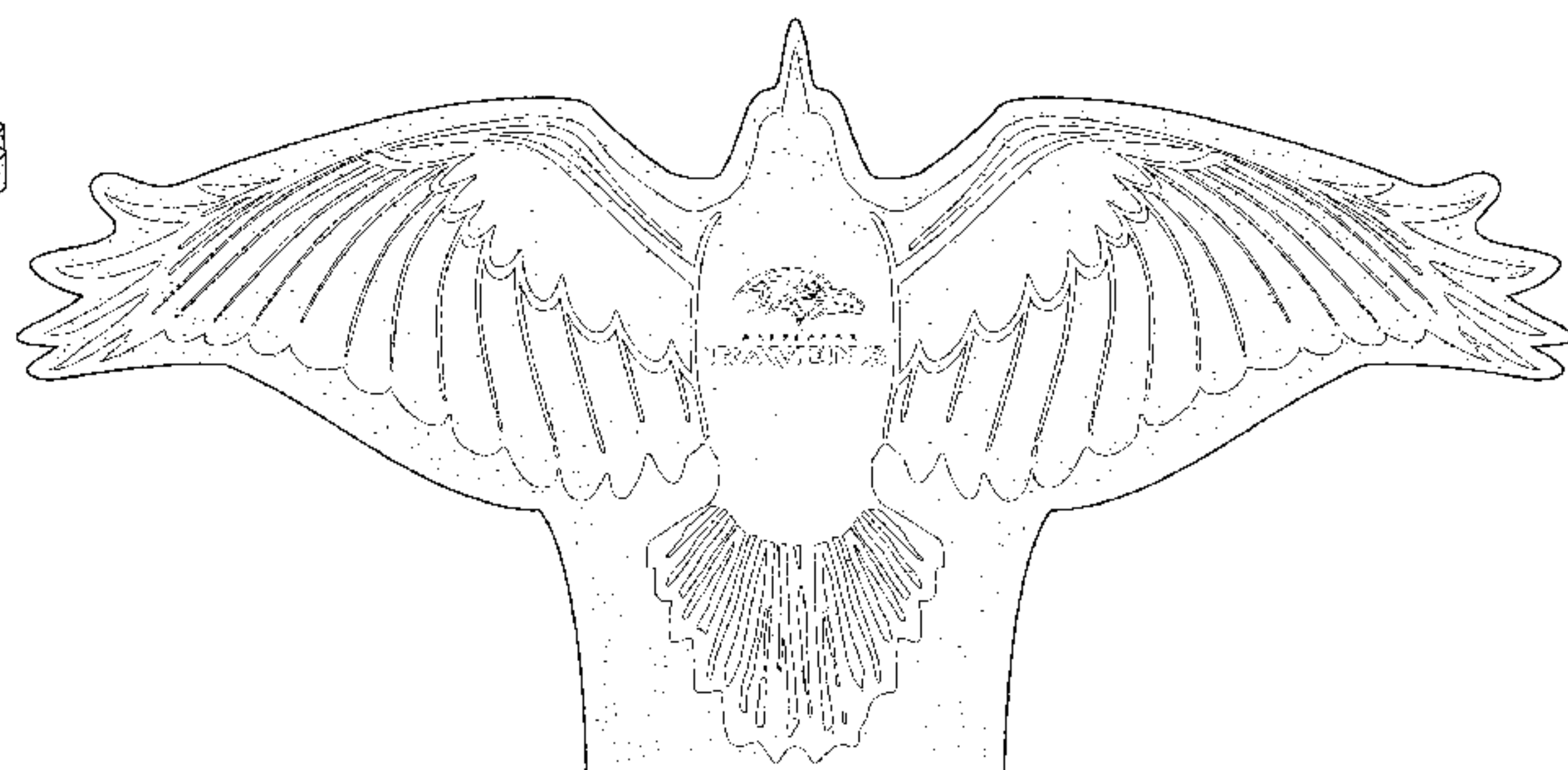
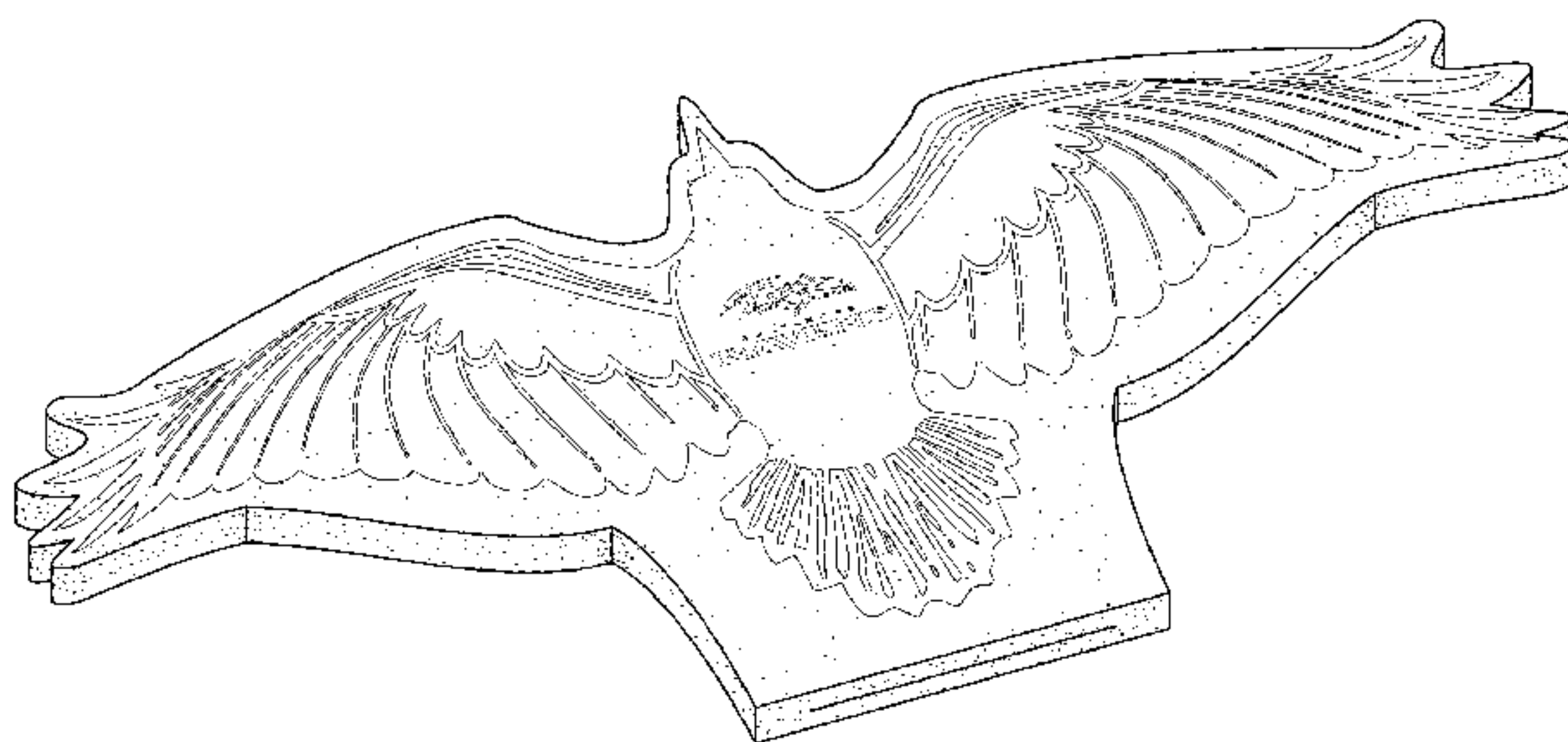
The ornamental design for a three-dimensional sign, as shown and described.

DESCRIPTION

FIG. 1 is a perspective view of the three-dimensional sign according to the claimed design;
 FIG. 2 is a front view thereof;
 FIG. 3 is a rear view thereof;
 FIG. 4 is a left side view thereof;
 FIG. 5 is a right side view thereof;
 FIG. 6 is a top view thereof; and,
 FIG. 7 is a bottom view thereof.

The features shown in broken lines represent portions of the three-dimensional sign which form no part of the claimed design.

1 Claim, 5 Drawing Sheets



(56)

References Cited

U.S. PATENT DOCUMENTS

D631,593	S	*	1/2011	Kim	D26/67
D670,595	S	*	11/2012	Vandehey	D11/107
D677,340	S	*	3/2013	Bengyak	D20/30
D681,126	S		4/2013	Bengyak		
D709,417	S	*	7/2014	Jordan	D12/190
D710,944	S	*	8/2014	Bengyak	D20/30
D715,201	S	*	10/2014	Lee	D12/190
D721,764	S	*	1/2015	Jo	D20/23
D757,854	S		5/2016	Haber		
D806,605	S	*	1/2018	Jacobsthal	D11/107
D849,842	S	*	5/2019	Scheve	D20/42
D868,617	S	*	12/2019	Craparo	D11/107
D868,618	S	*	12/2019	Craparo	D11/107
2013/0287971	A1		10/2013	Caldwell		

* cited by examiner

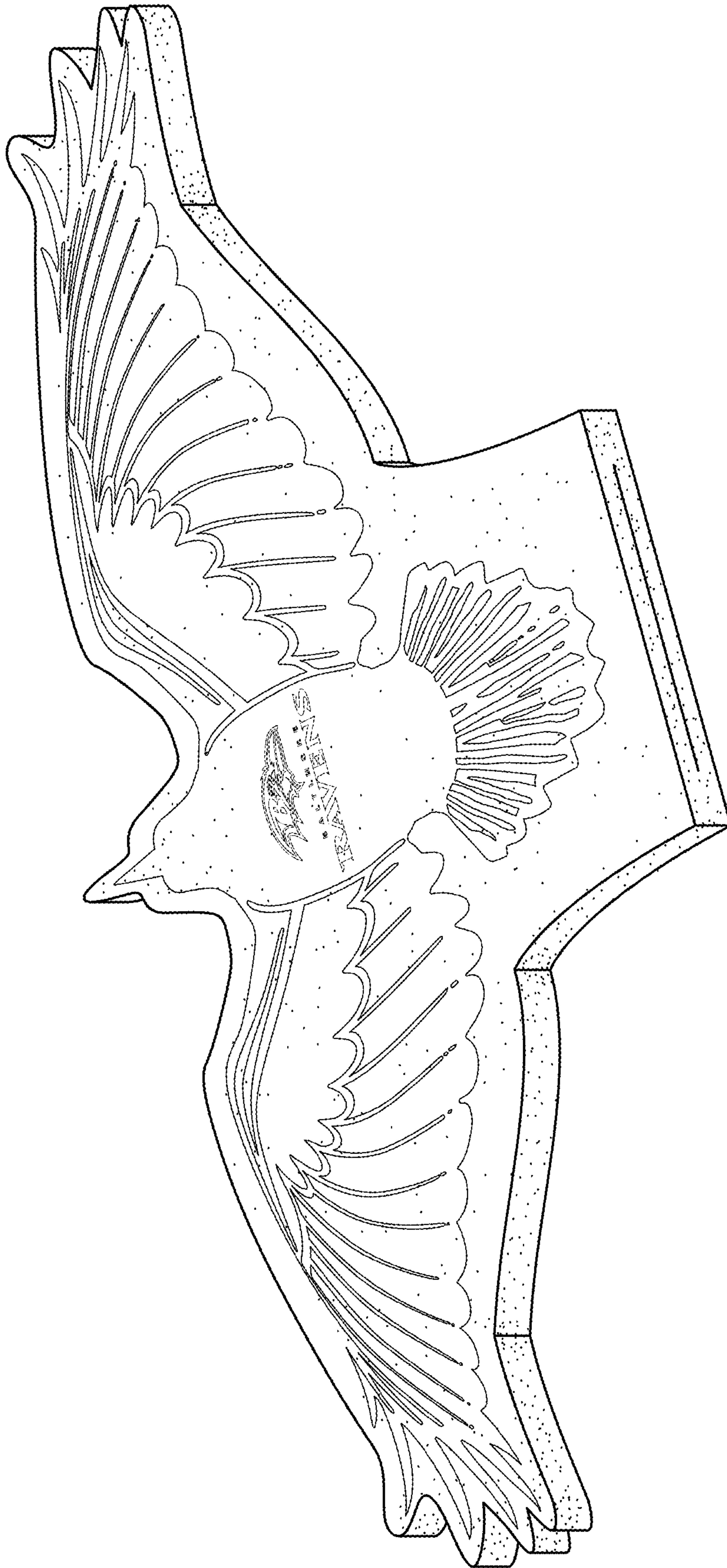


FIG. 1

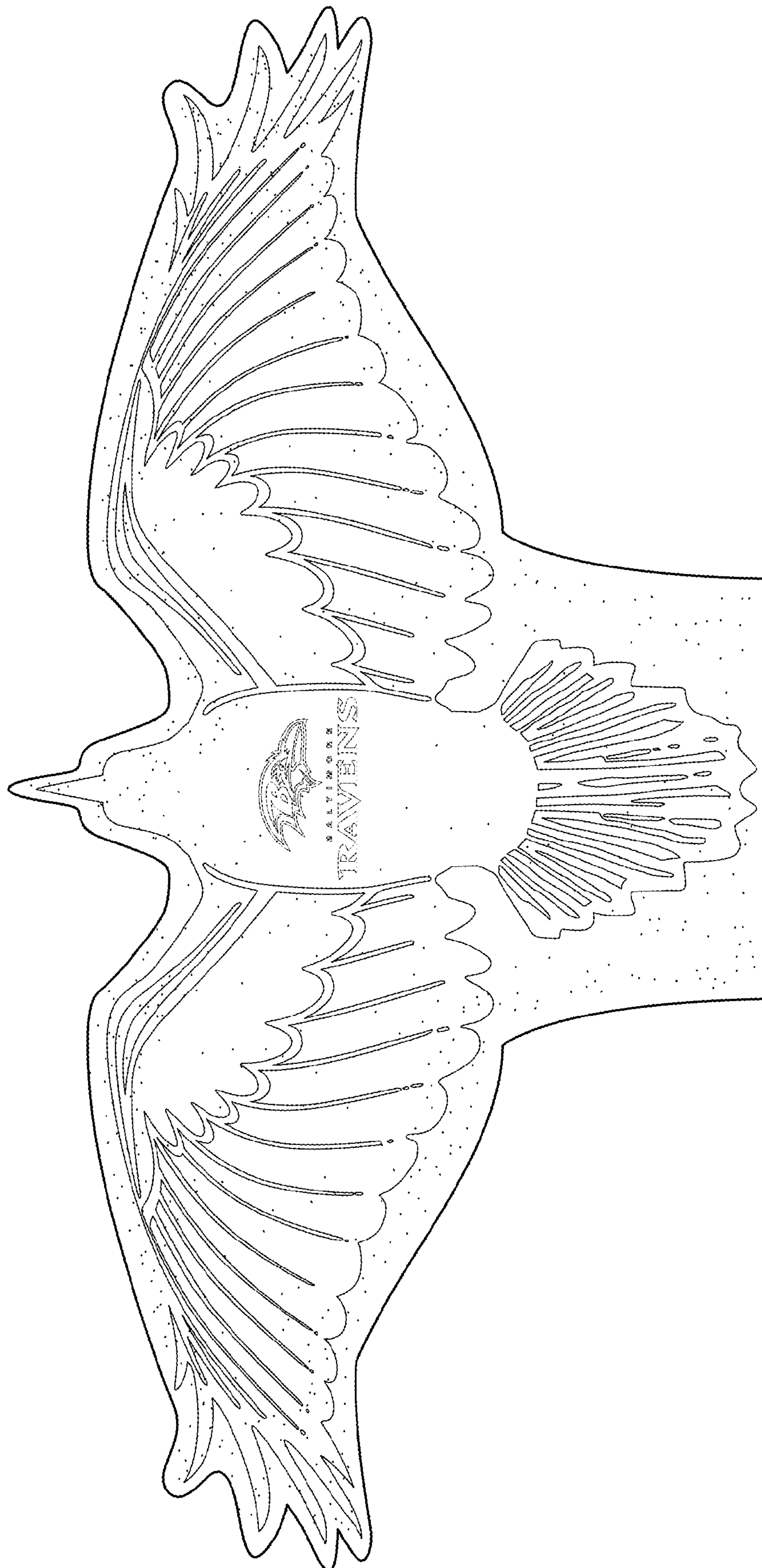


FIG. 2

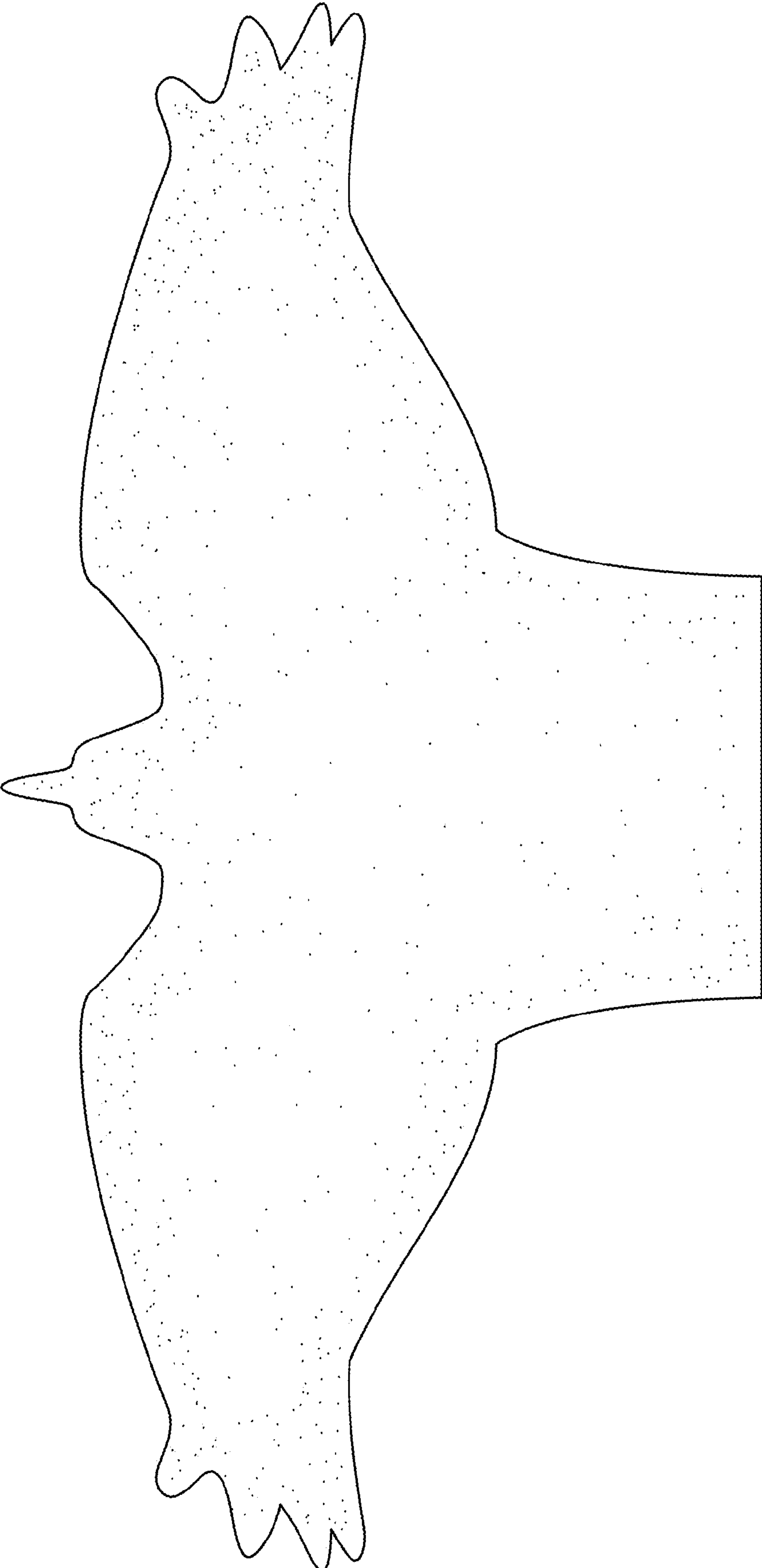


FIG. 3

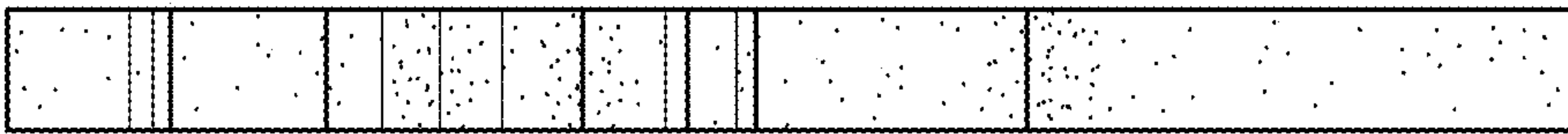


FIG. 5

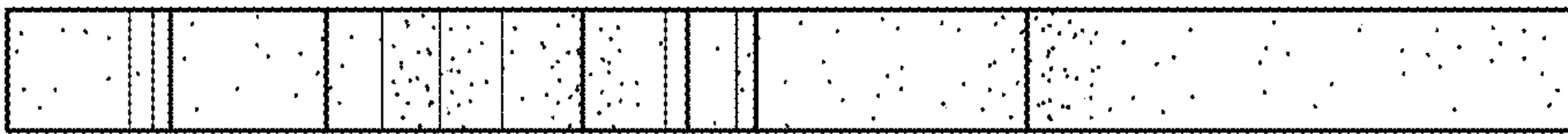


FIG. 4




FIG. 6




FIG. 7