



US00D888147S

(12) **United States Design Patent**
Brown

(10) **Patent No.:** **US D888,147 S**

(45) **Date of Patent:** **** Jun. 23, 2020**

- (54) **MUSICAL INSTRUMENT PAD PROP**
- (71) Applicant: **KEY LEAVES, INC.**, Seattle, WA (US)
- (72) Inventor: **Nathan Owen Brown**, Issaquah, WA (US)
- (73) Assignee: **KEY LEAVES, INC.**, Seattle, WA (US)
- (**) Term: **15 Years**
- (21) Appl. No.: **29/670,754**
- (22) Filed: **Nov. 19, 2018**

Related U.S. Application Data

- (63) Continuation-in-part of application No. 15/458,856, filed on Mar. 14, 2017, now Pat. No. 10,134,372.
- (51) **LOC (12) Cl.** **17-99**
- (52) **U.S. Cl.**
USPC **D17/99**
- (58) **Field of Classification Search**
USPC D17/14, 18, 19, 20, 21, 99; D21/405
CPC .. G10D 1/08; G10D 1/10; G10D 3/00; G10D 3/04; G10D 3/16; G10D 3/163; G10D 3/18; G10G 5/005; G10H 1/348; G09B 15/00

See application file for complete search history.

(56) **References Cited**

U.S. PATENT DOCUMENTS

- D17,111 S * 2/1887 Arthur D17/20
- 1,459,591 A * 6/1923 King G10D 3/18 84/328
- 1,691,515 A 11/1928 Gesford
- 1,723,687 A * 8/1929 Elkington G10D 3/18 84/328
- 1,802,236 A * 4/1931 Carroll G10D 3/18 84/327
- 3,691,893 A 9/1972 Dickson

- D302,435 S * 7/1989 Pearse D17/20
- 5,183,954 A 2/1993 Wasser
- 5,339,719 A 8/1994 Wasser
- 5,388,492 A * 2/1995 Olson G10G 5/005 224/910
- 6,242,678 B1 6/2001 Williams
- 6,593,516 B1 7/2003 Schafer et al.
- 6,972,361 B2 12/2005 Shibamiya et al.
- 7,205,468 B1 * 4/2007 Johnson G10G 5/005 84/327
- 7,439,430 B1 10/2008 Chang
(Continued)

FOREIGN PATENT DOCUMENTS

- EP 0229760 A1 7/1987
- EP 2069598 B1 8/2010
(Continued)

OTHER PUBLICATIONS

European Patent Application No. 17767369.6; Extended Search Report; dated Sep. 13, 2019; 10 pages.
(Continued)

Primary Examiner — R. Johnson
(74) *Attorney, Agent, or Firm* — BakerHostetler

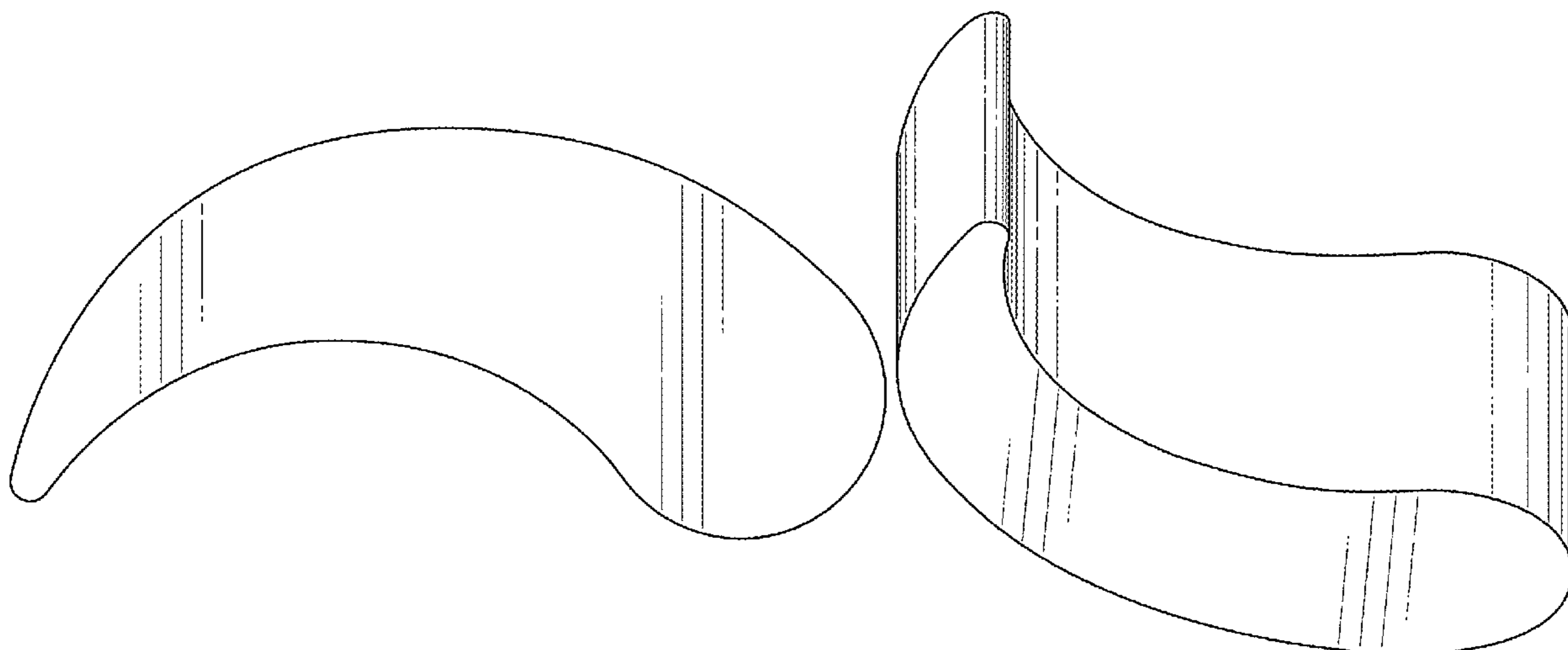
(57) **CLAIM**

The ornamental design for a musical instrument pad prop, as shown and described.

DESCRIPTION

FIG. 1 is a side view of a musical instrument pad prop showing my new design;
FIG. 2 is a top view thereof; and,
FIG. 3 is a perspective view thereof.
The surface shading illustrates the contours of the design and does not represent an ornamental feature of the design.

1 Claim, 3 Drawing Sheets



(56)

References Cited

U.S. PATENT DOCUMENTS

7,459,621 B2 12/2008 Straubinger
 9,715,869 B1 * 7/2017 Sorenson F16M 11/28
 D846,020 S * 4/2019 Mills D17/20
 2004/0079579 A1 4/2004 Barwacz
 2005/0066791 A1 * 3/2005 Anderson G10D 3/18
 84/327
 2005/0230181 A1 10/2005 Woo
 2008/0163738 A1 * 7/2008 Rosenberg G10G 5/005
 84/421
 2008/0222847 A1 9/2008 Mayer
 2017/0263220 A1 9/2017 Brown

FOREIGN PATENT DOCUMENTS

GB 141907 A 4/1920
 GB 187559 A * 10/1922 G10D 1/10

JP 2014219646 A * 11/2014
 KR 10-1298851 B1 8/2013
 WO WO 1986/002691 A1 5/1986
 WO WO 2006/076818 A1 7/2006
 WO WO 2008/040518 A1 4/2008

OTHER PUBLICATIONS

International Patent Application No. PCT/US2017/22374; Int'l Search Report and the Written Opinion; dated Jul. 11, 2017; 13 pages.
 International Patent Application No. PCT/US2017/022374; Written Opinion of the Int'l Preliminary Examining Authority; dated Mar. 30, 2018; 5 pages.
 International Patent Application No. PCT/US2017/22374; Int'l Preliminary Report on Patentability; dated Aug. 28, 2018; 22 pages.
 European Patent Application No. 19151837.2; Extended Search Report; dated May 22, 2019; 10 pages.

* cited by examiner

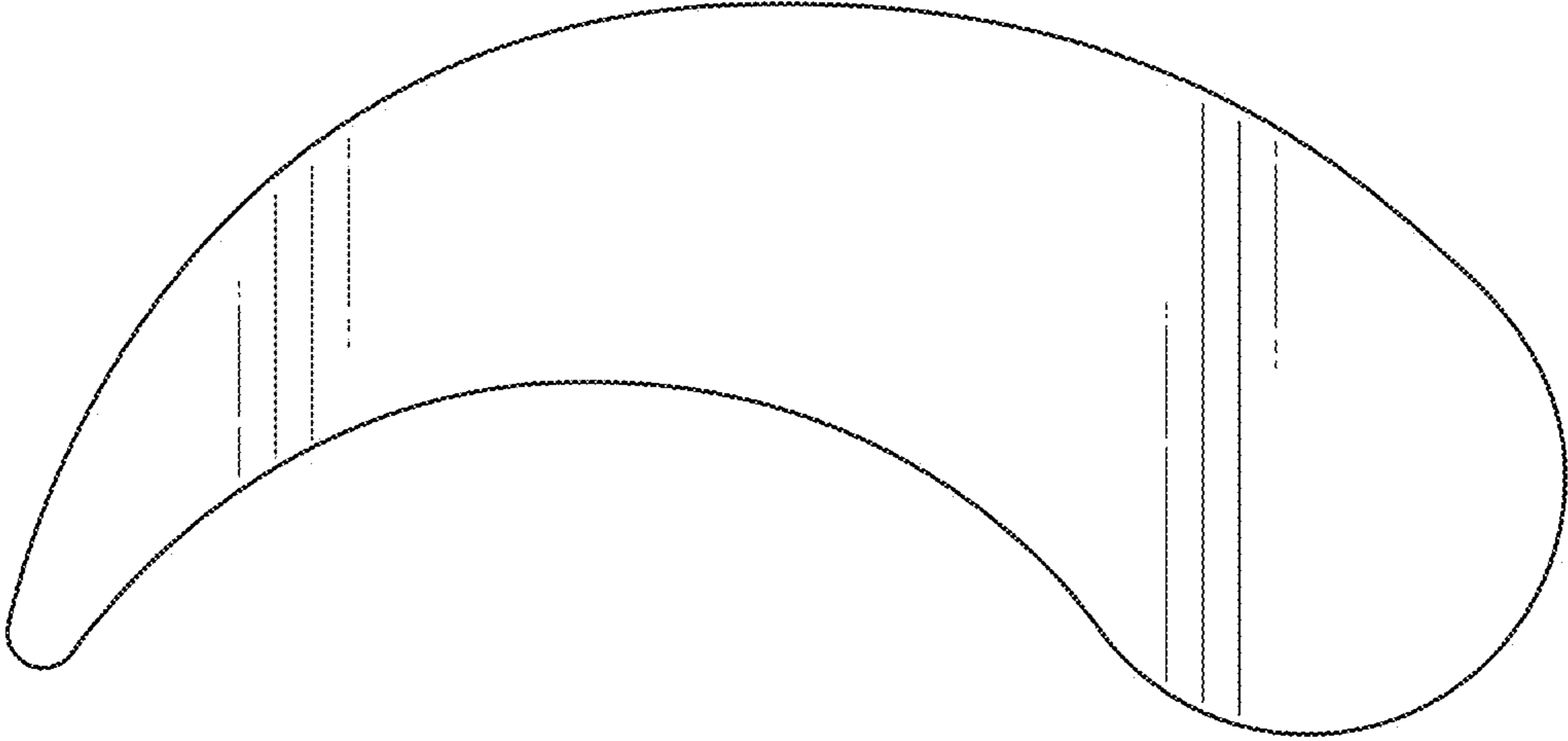


FIG. 1

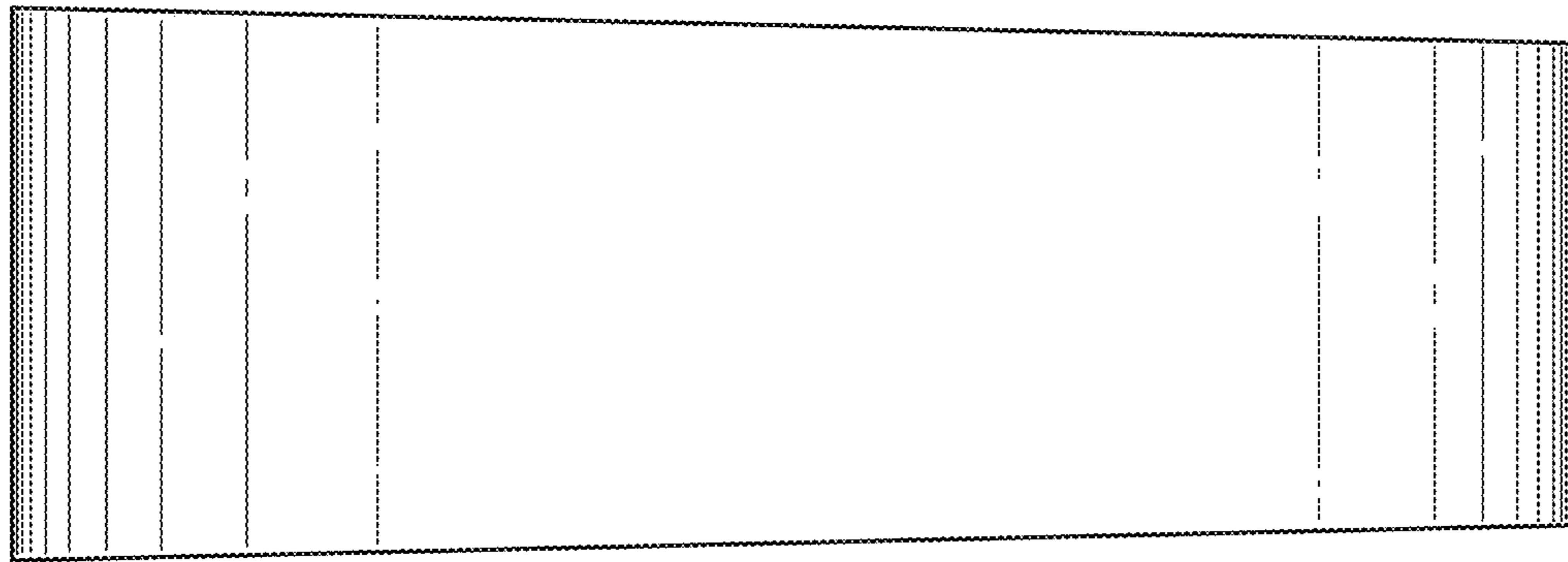


FIG. 2

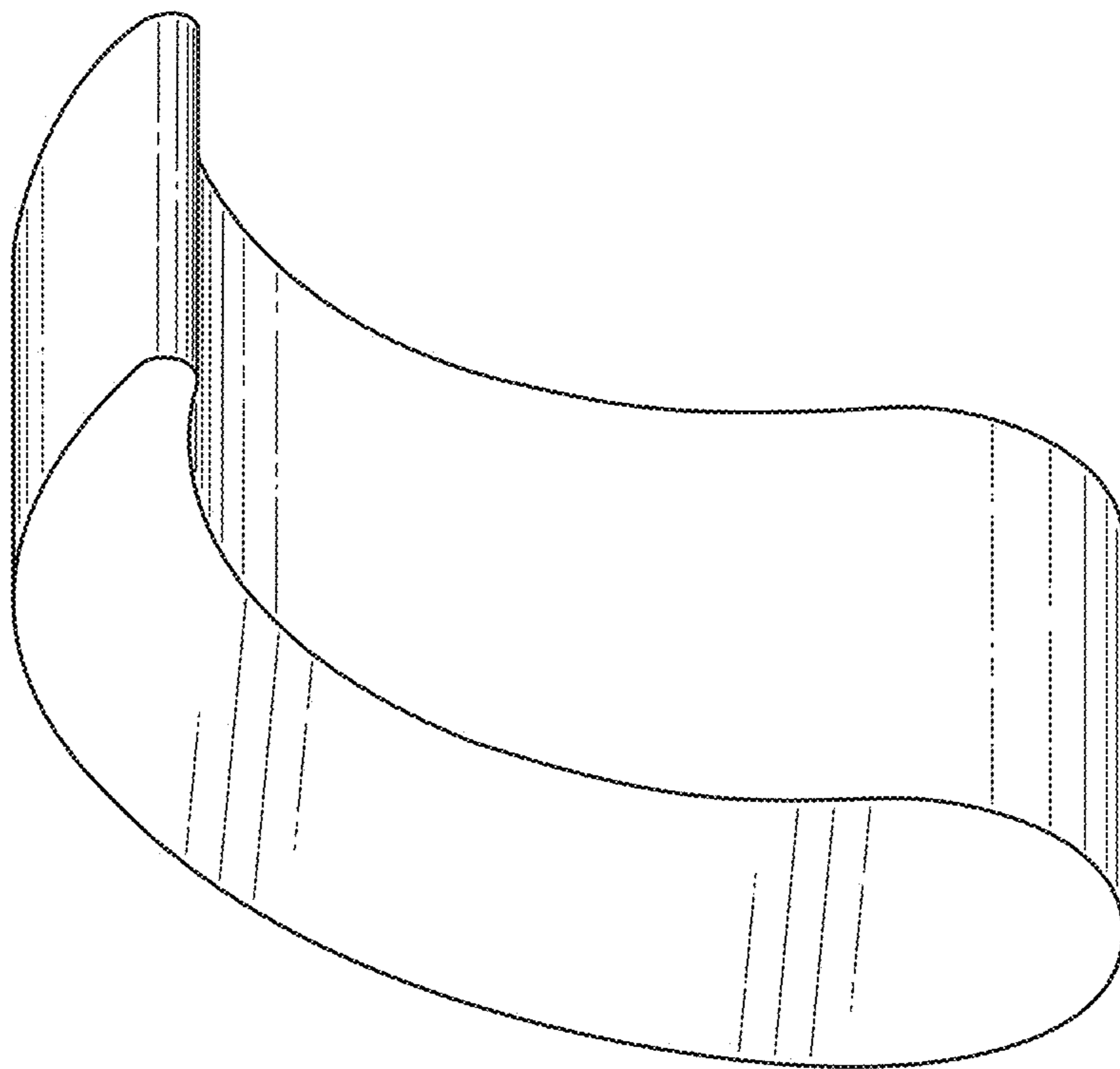


FIG. 3