



US00D888144S

(12) **United States Design Patent** (10) **Patent No.:** **US D888,144 S**  
**Sanchez et al.** (45) **Date of Patent:** **\*\* Jun. 23, 2020**

(54) **EYEGLASSES**  
(71) Applicant: **Costa Del Mar, Inc.**, Daytona Beach, FL (US)  
(72) Inventors: **John Sanchez**, Daytona Beach, FL (US); **Justin Harmon**, Dallas, TX (US)  
(73) Assignee: **Costa Del Mar, Inc.**, Daytona Beach, FL (US)

(\*\*) Term: **15 Years**

(21) Appl. No.: **29/615,804**

(22) Filed: **Aug. 31, 2017**

(51) **LOC (12) Cl.** ..... **16-06**

(52) **U.S. Cl.**  
USPC ..... **D16/330**

(58) **Field of Classification Search**  
USPC ..... D16/100-101, 300-342  
CPC . G02C 5/20; G02C 5/22; G02C 5/006; G02C 5/00; G02C 1/06; G02C 1/08; G02C 5/02  
See application file for complete search history.

(56) **References Cited**

U.S. PATENT DOCUMENTS

D513,033 S *	12/2005	Hsu	.....	D16/314
D552,663 S *	10/2007	Cheng	.....	D16/315
D575,325 S *	8/2008	Wu	.....	D16/321
D609,736 S *	2/2010	Wang	.....	D16/315
D629,831 S *	12/2010	Markovitz	.....	D16/330
D679,313 S *	4/2013	Bachelder	.....	D16/315
D689,115 S *	9/2013	Kim	.....	D16/309
D746,361 S *	12/2015	Markovitz	.....	D16/326
D750,699 S *	3/2016	Kennedy	.....	D16/323
D797,183 S *	9/2017	Flake	.....	D16/330
D798,375 S *	9/2017	Flake	.....	D16/332
D809,056 S *	1/2018	Flake	.....	D16/330
D831,732 S *	10/2018	Miera	.....	D16/313

D842,921 S *	3/2019	Sanchez	.....	D16/325
D851,164 S *	6/2019	Harmon	.....	D16/326
D851,166 S *	6/2019	Sanchez	.....	D16/326
D855,101 S *	7/2019	Sanchez	.....	D16/326
D855,102 S *	7/2019	Harmon	.....	D16/326
D856,408 S *	8/2019	Harmon	.....	D16/326
D857,089 S *	8/2019	Harmon	.....	D16/326
D857,090 S *	8/2019	Sanchez	.....	D16/326
2014/0340628 A1 *	11/2014	Huang	.....	G02C 5/006 351/63
2015/0314167 A1 *	11/2015	Shiue	.....	B63C 11/12 2/439

\* cited by examiner

*Primary Examiner* — Cathron C Brooks

*Assistant Examiner* — Sharon S Oum

(74) *Attorney, Agent, or Firm* — Malloy & Malloy, P.L.

(57) **CLAIM**

The ornamental design for eyeglasses, as shown and described.

**DESCRIPTION**

FIG. 1 is a front perspective view of eyeglasses showing our design;

FIG. 2 is a front view thereof;

FIG. 3 is a left side view thereof; the right side being a mirror image thereof;

FIG. 4 is a top view thereof;

FIG. 5 is a bottom view thereof;

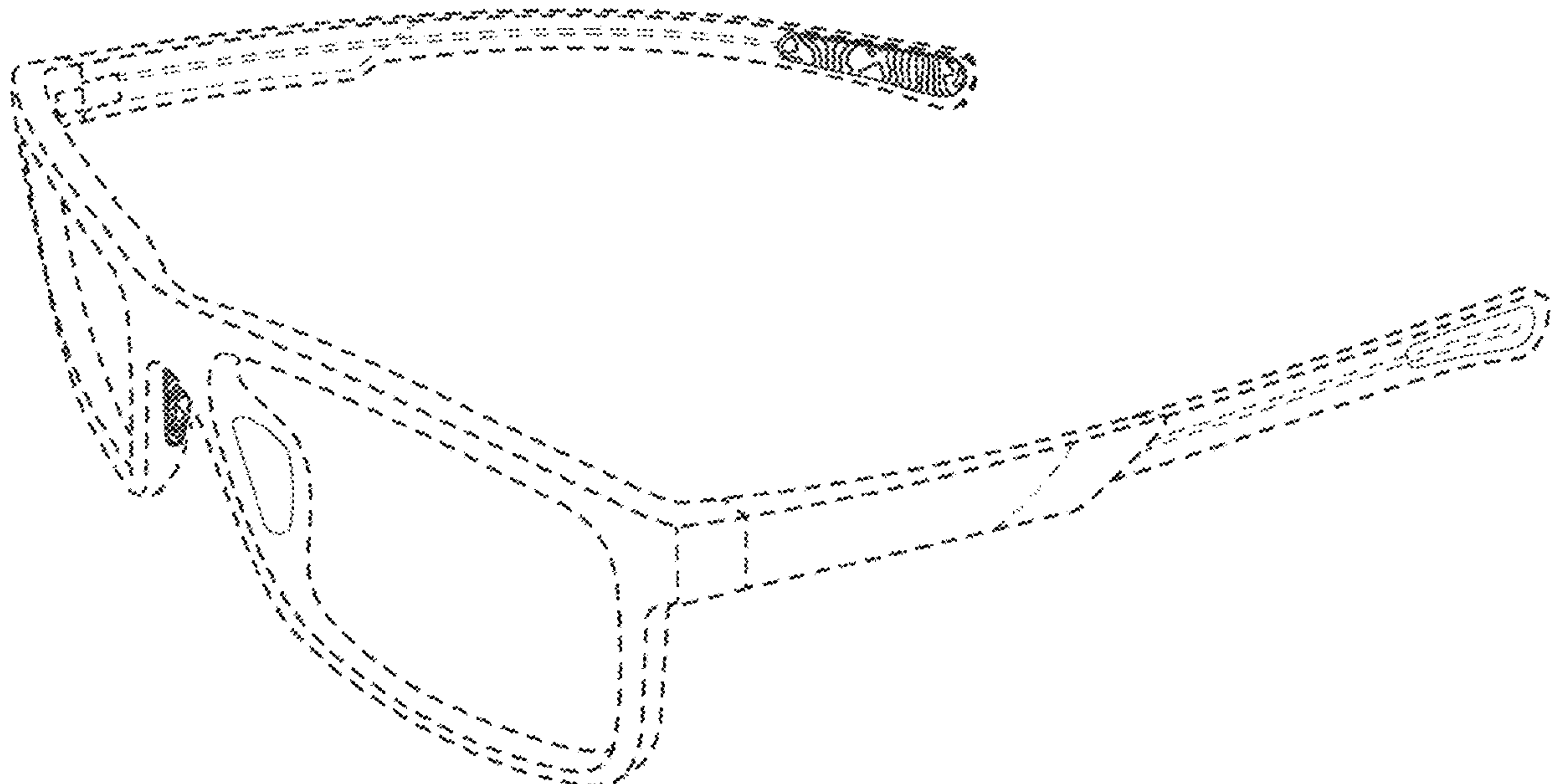
FIG. 6 is a rear view thereof;

FIG. 7 is detail view of the interior of the left temple bar thereof; the interior of the right temple bar being a mirror image thereof; and,

FIG. 8 is a detail view of the left nose pad thereof; the right nose pad being a mirror image thereof.

The broken lines illustrate portions of the eyeglasses that form no part of the claimed design.

**1 Claim, 8 Drawing Sheets**



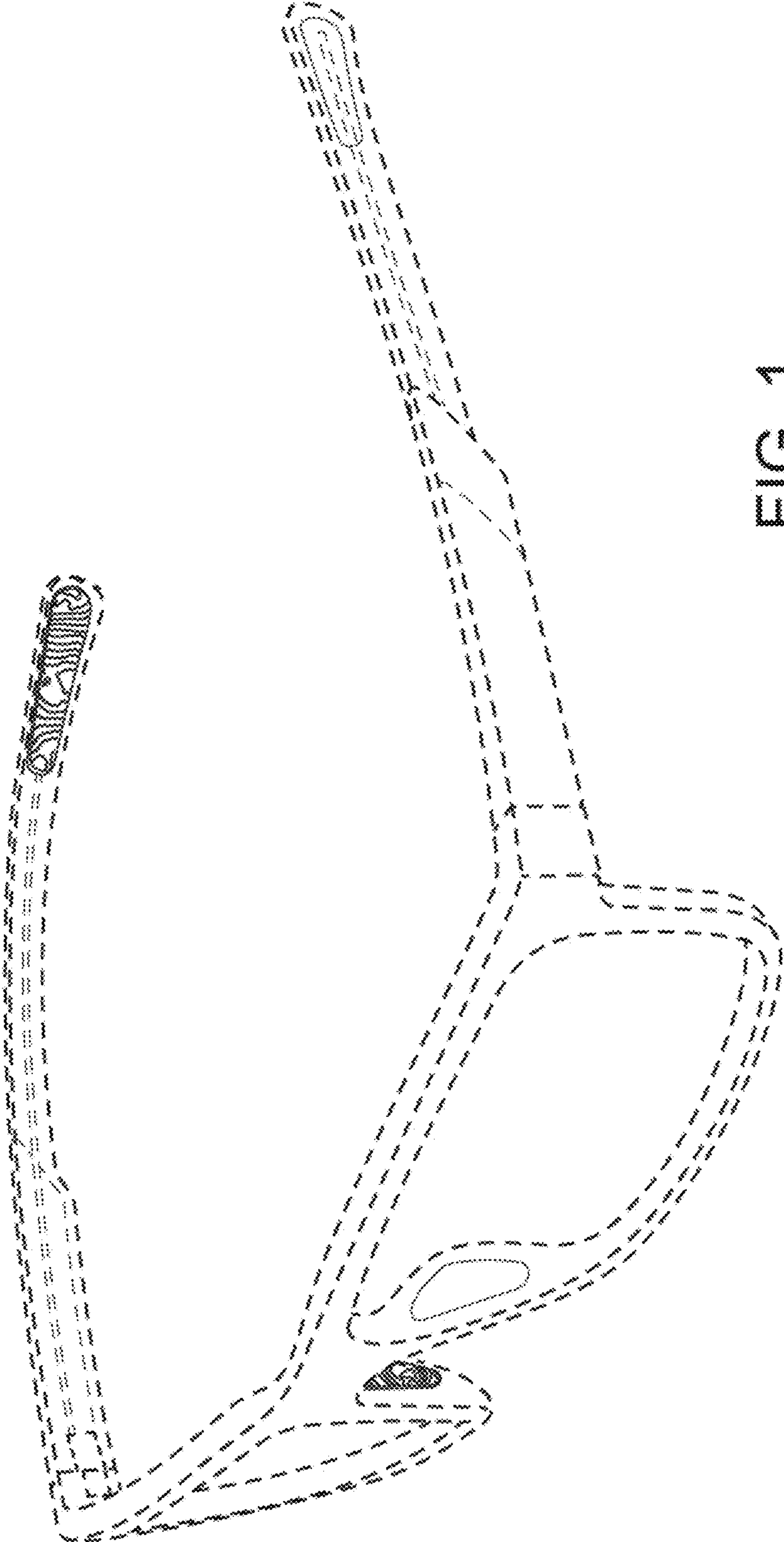


FIG. 1

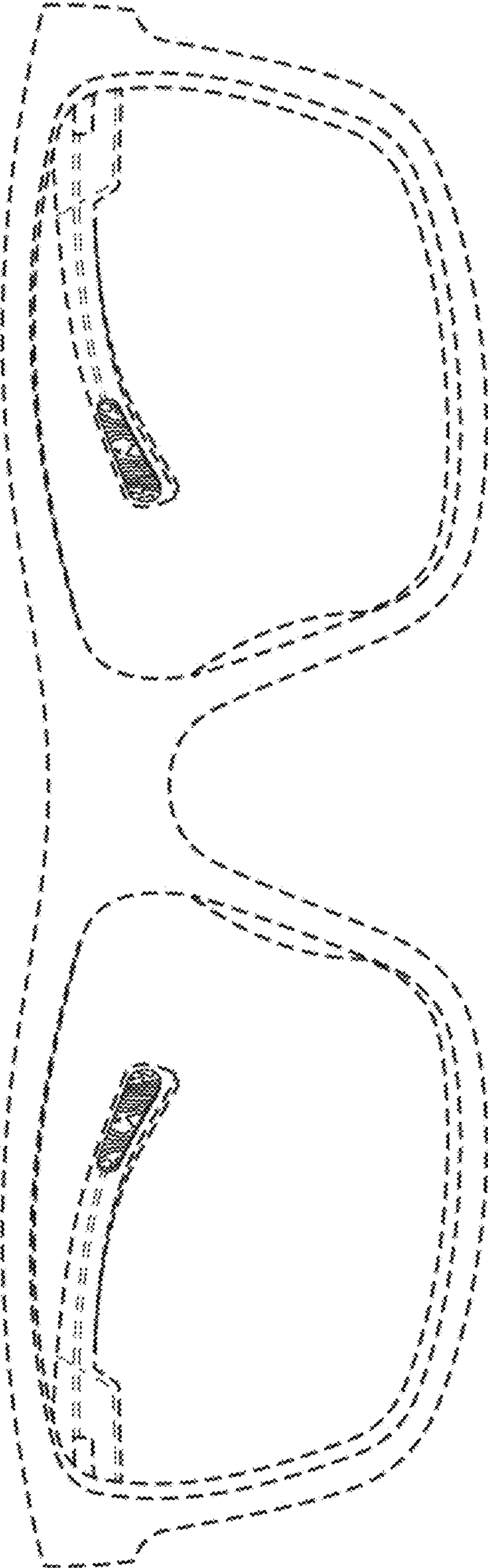


FIG. 2

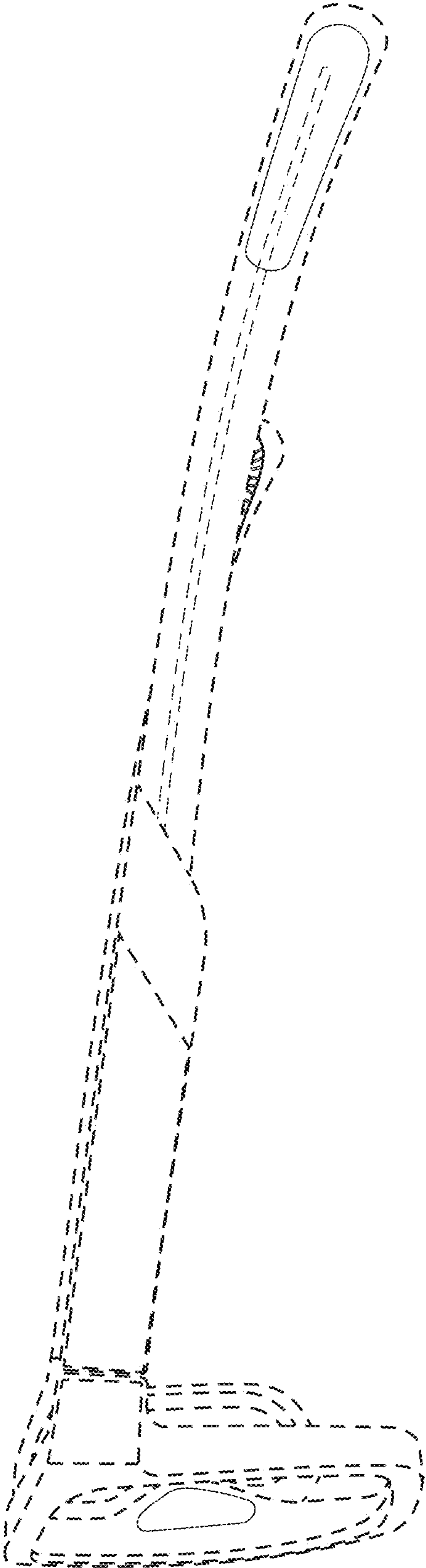


FIG. 3



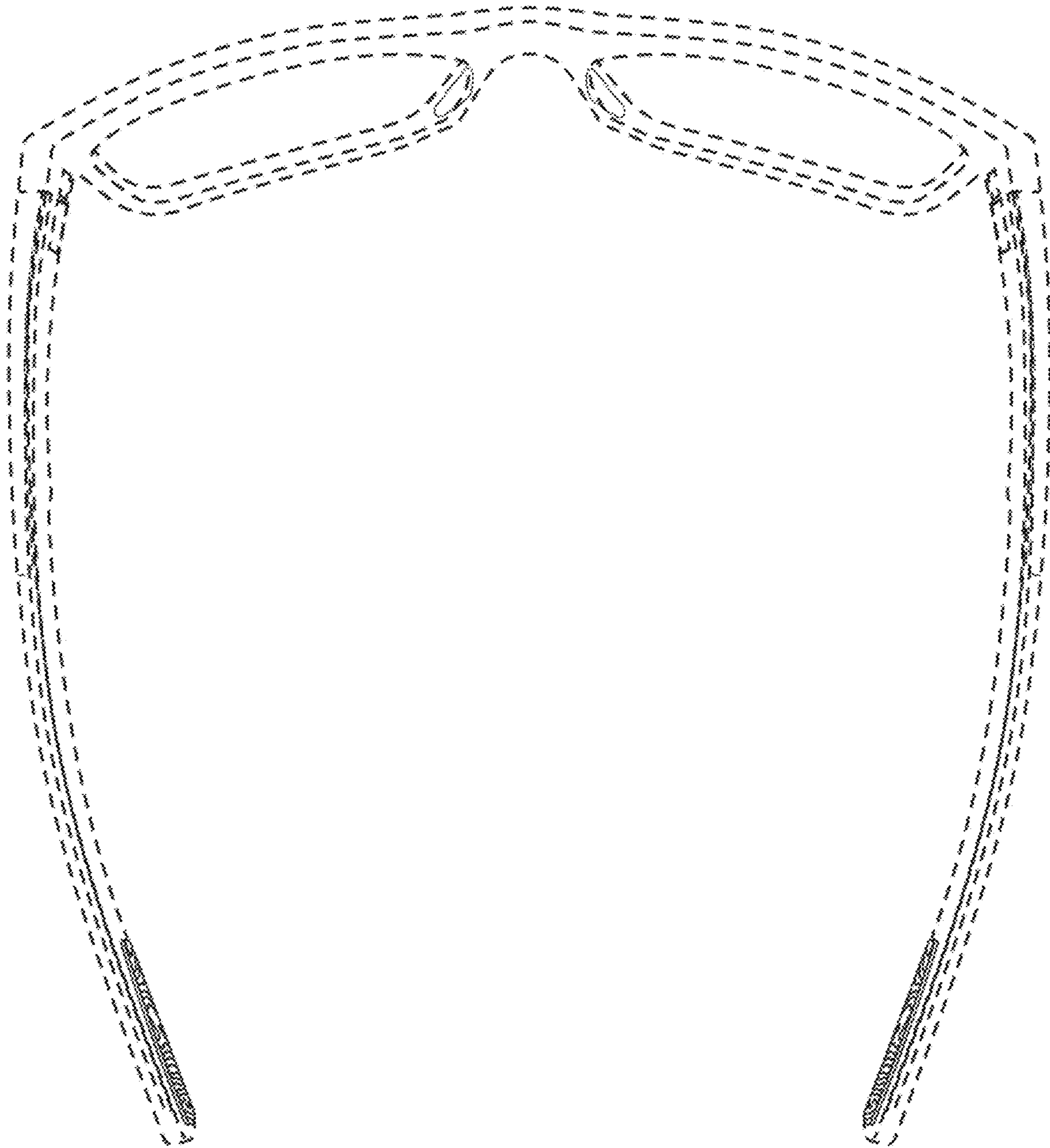


FIG. 4

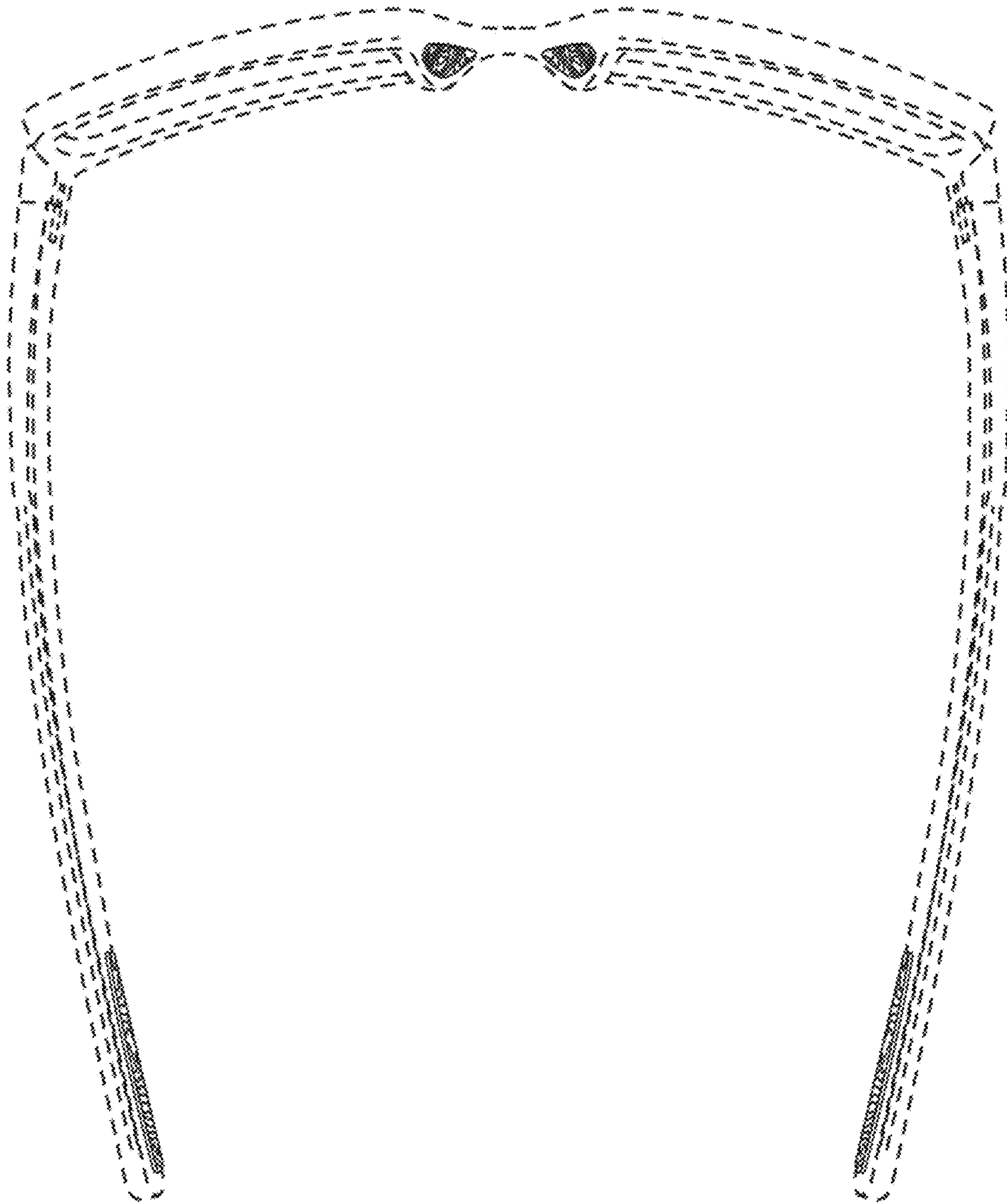


FIG. 5

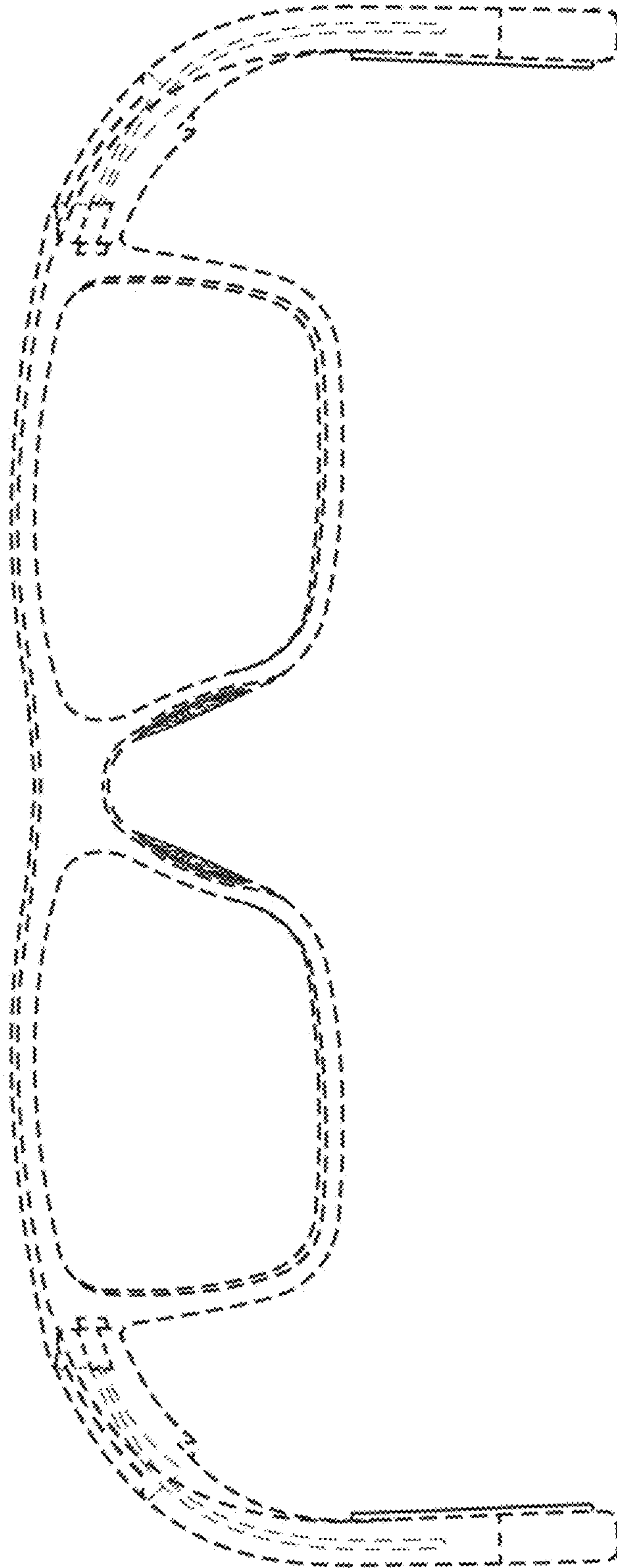


FIG. 6

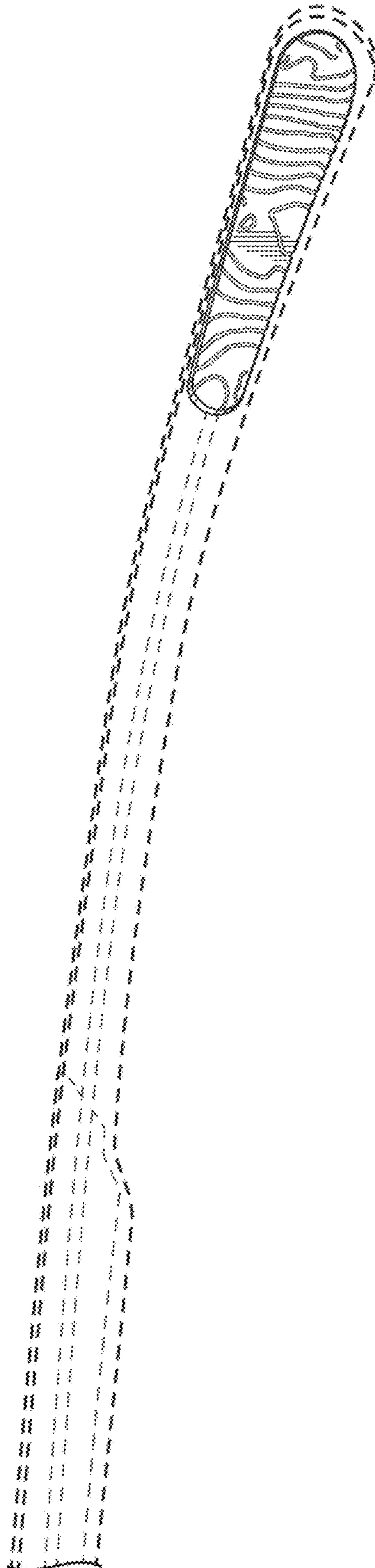


FIG. 7



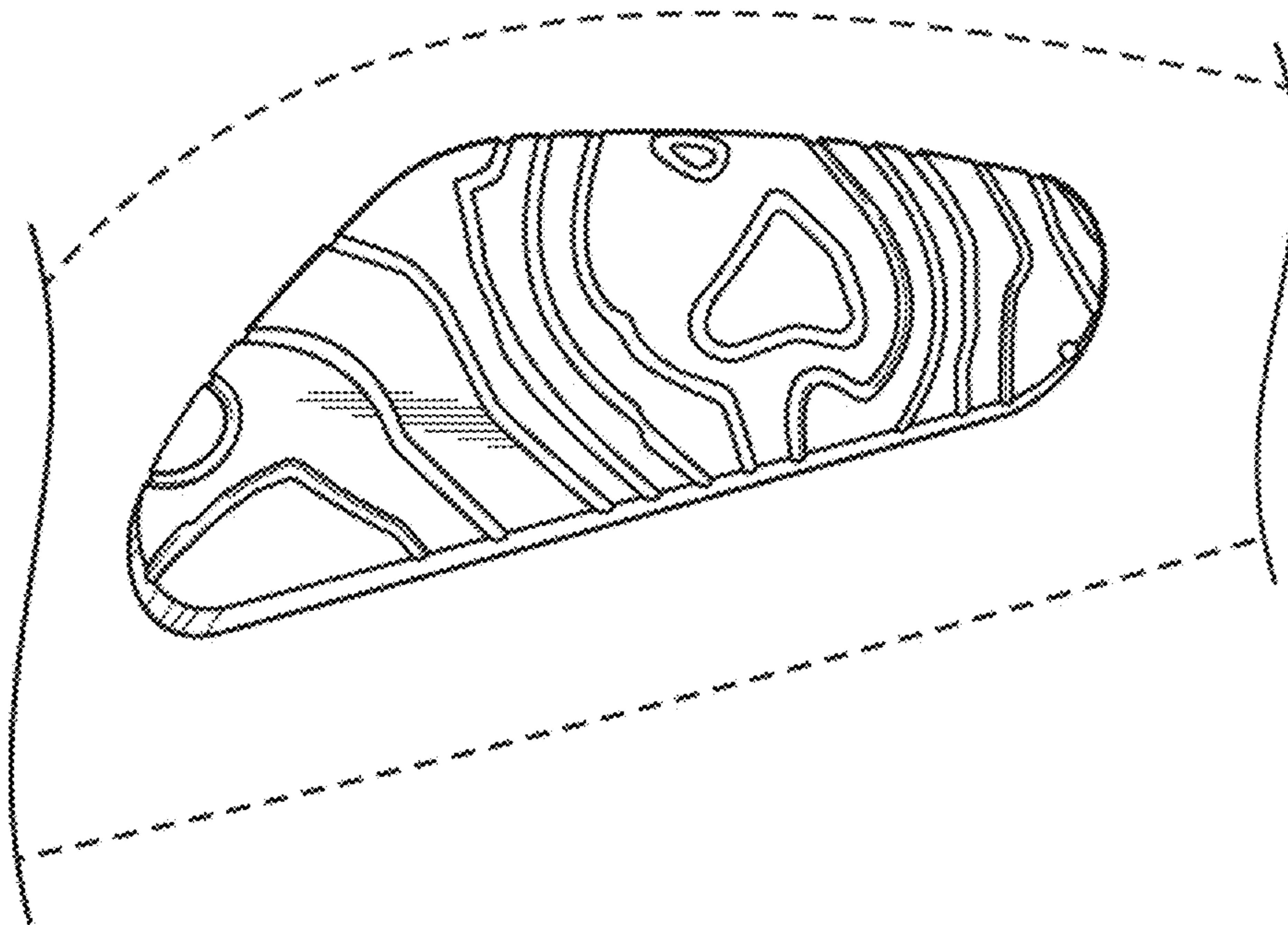


FIG. 8