



US00D888106S

(12) **United States Design Patent**
Pederson

(10) **Patent No.:** **US D888,106 S**

(45) **Date of Patent:** **** Jun. 23, 2020**

- (54) **AGRICULTURAL MOWER UNIT**
- (71) Applicant: **Kverneland Group Kerteminde A/S**,
Kerteminde (DK)
- (72) Inventor: **Peder Pederson**, Ørbæk (DK)
- (73) Assignee: **KVERNELAND GROUP**
KERTEMINDE AS, Kerteminde (DK)
- (**) Term: **15 Years**
- (21) Appl. No.: **29/674,539**
- (22) Filed: **Dec. 21, 2018**
- (30) **Foreign Application Priority Data**
Jun. 22, 2018 (EM) 005321908
- (51) **LOC (12) Cl.** **15-03**
- (52) **U.S. Cl.**
USPC **D15/17**
- (58) **Field of Classification Search**
USPC D15/10, 11, 13, 14, 15, 16, 17, 19, 21,
D15/28
CPC A01D 34/664; A01D 34/66; A01D 34/667;
A01D 34/81; A01D 34/661; A01D
34/668; A01D 61/004
See application file for complete search history.

- (56) **References Cited**
U.S. PATENT DOCUMENTS
D501,215 S * 1/2005 Steele D15/17
7,784,255 B2 * 8/2010 Moore, Jr. A01D 75/306
56/320.1

D660,875 S *	5/2012	Mabey	D15/17
D719,981 S *	12/2014	Miller	D15/17
D800,179 S *	10/2017	Nielsen	D15/14
D800,180 S *	10/2017	Nielsen	D15/14
10,512,216 B2 *	12/2019	Ueda	A01D 61/008
10,542,667 B2 *	1/2020	Song	A01D 34/828
10,555,457 B2 *	2/2020	Song	A01D 34/74
2004/0237489 A1 *	12/2004	Neuerburg	A01D 34/664 56/6
2009/0071116 A1 *	3/2009	Barnett	A01D 34/668 56/153
2014/0053522 A1 *	2/2014	Kolegaev	A01D 43/06 56/14.5

* cited by examiner

Primary Examiner — Mark A Goodwin
Assistant Examiner — Benjamin M Weeks
 (74) *Attorney, Agent, or Firm* — Knobbe, Martens, Olson & Bear, LLP

(57) **CLAIM**

The ornamental design for an agricultural mower unit, as shown and described.

DESCRIPTION

FIG. 1 is an upper, left, rear perspective view of an agricultural mower unit, showing my new design;
 FIG. 2 is an upper, left, front perspective view thereof;
 FIG. 3 is a front elevational view thereof;
 FIG. 4 is a rear elevational view thereof;
 FIG. 5 is a left side elevational view thereof;
 FIG. 6 is a right side elevational view thereof; and,
 FIG. 7 is a top plan view thereof.
 The broken lines in the figures depict environmental features that form no part of the claimed design.

1 Claim, 6 Drawing Sheets

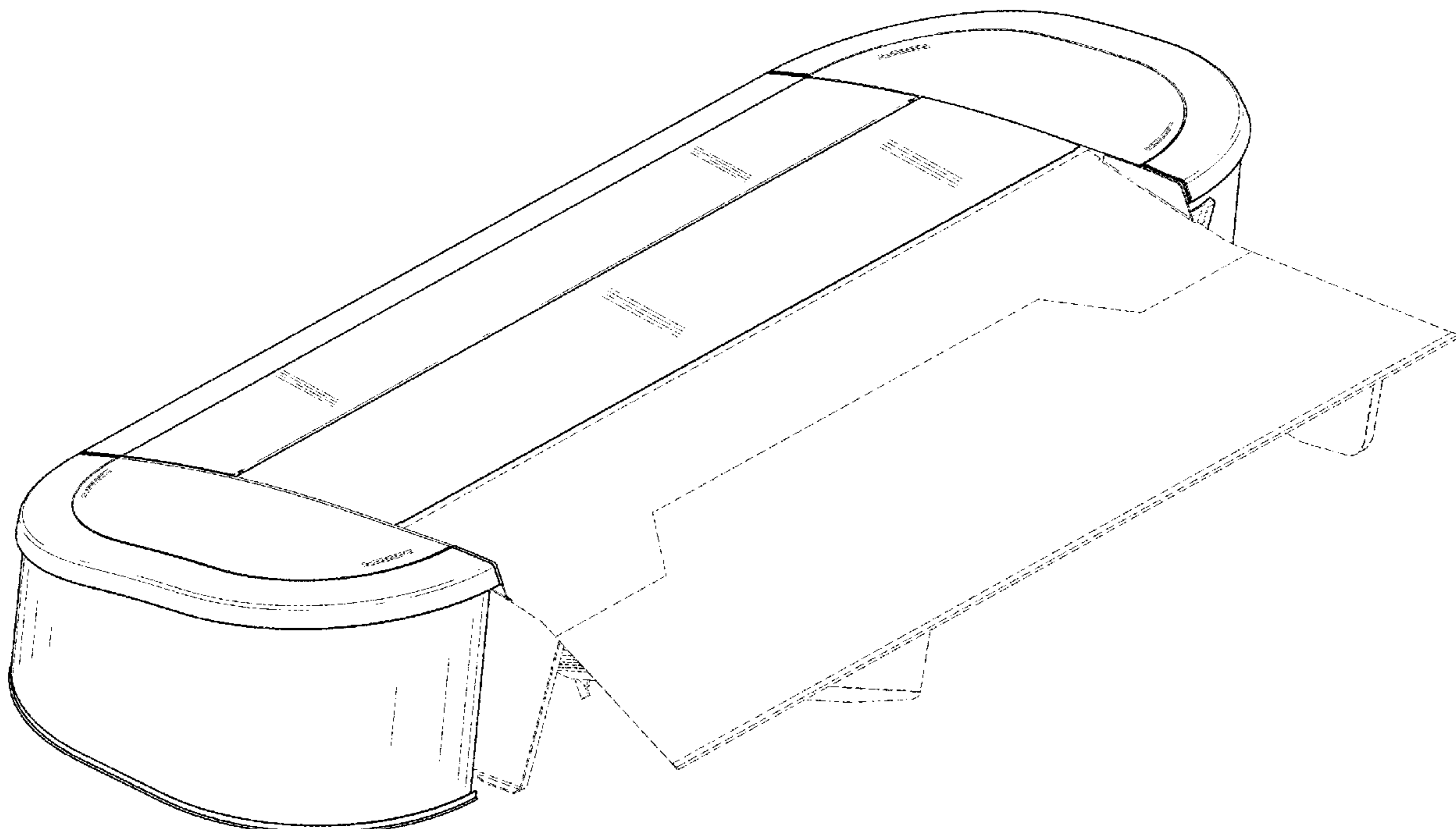


FIG. 1

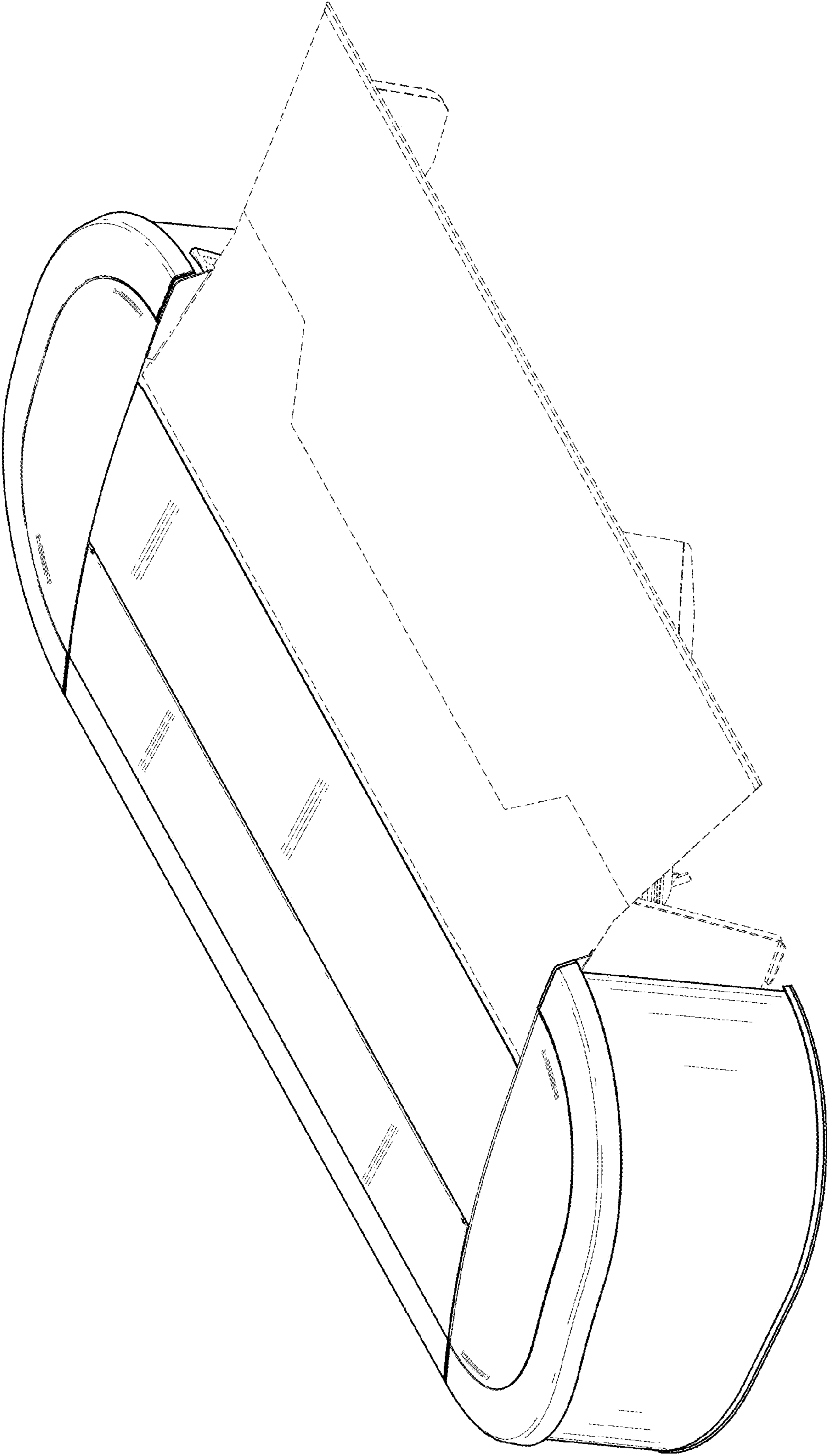
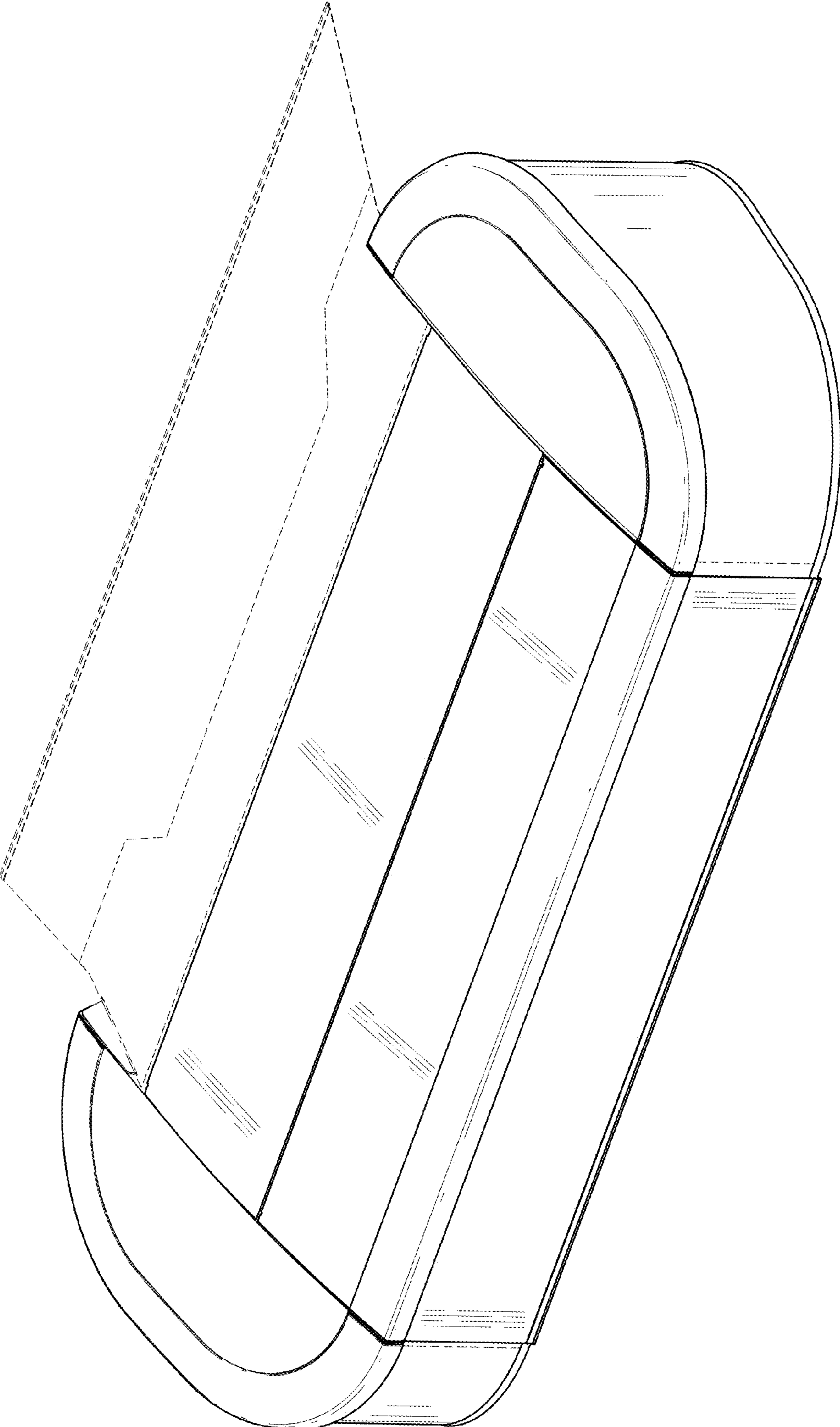


FIG. 2



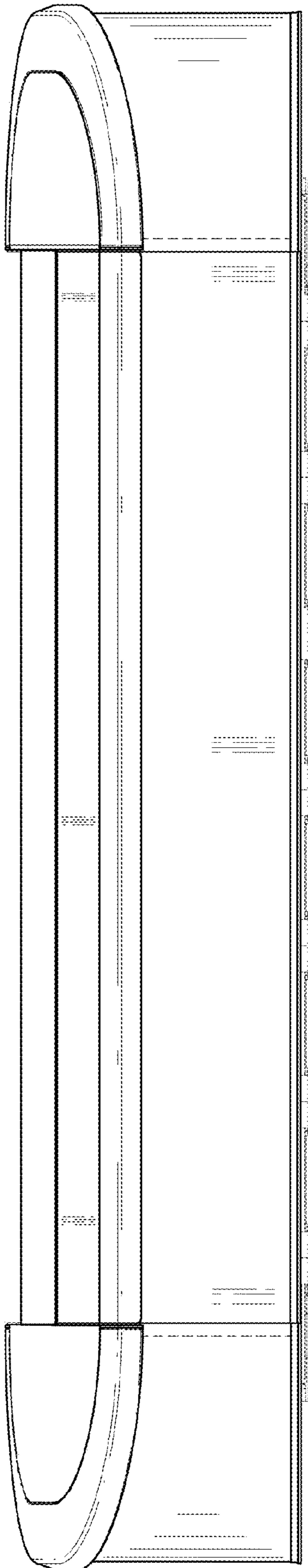


FIG. 3

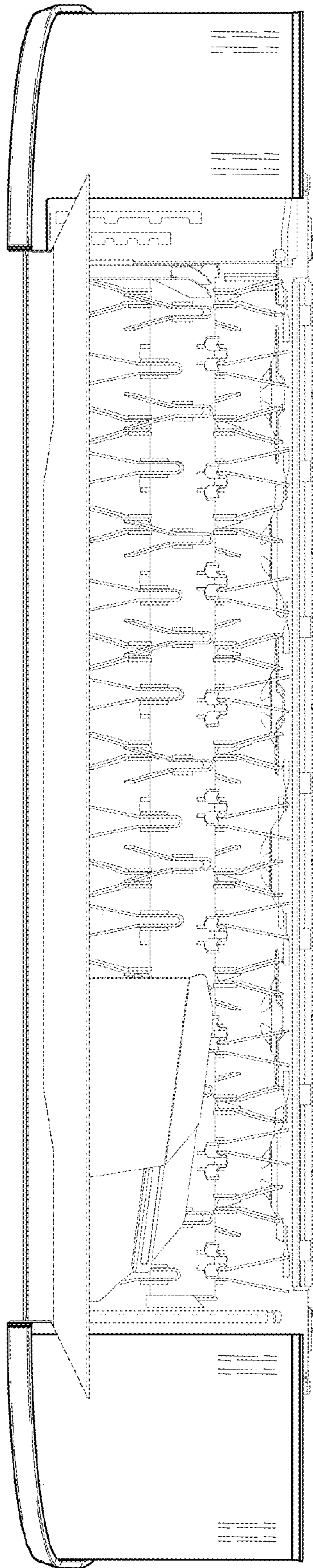


FIG. 4




FIG. 5

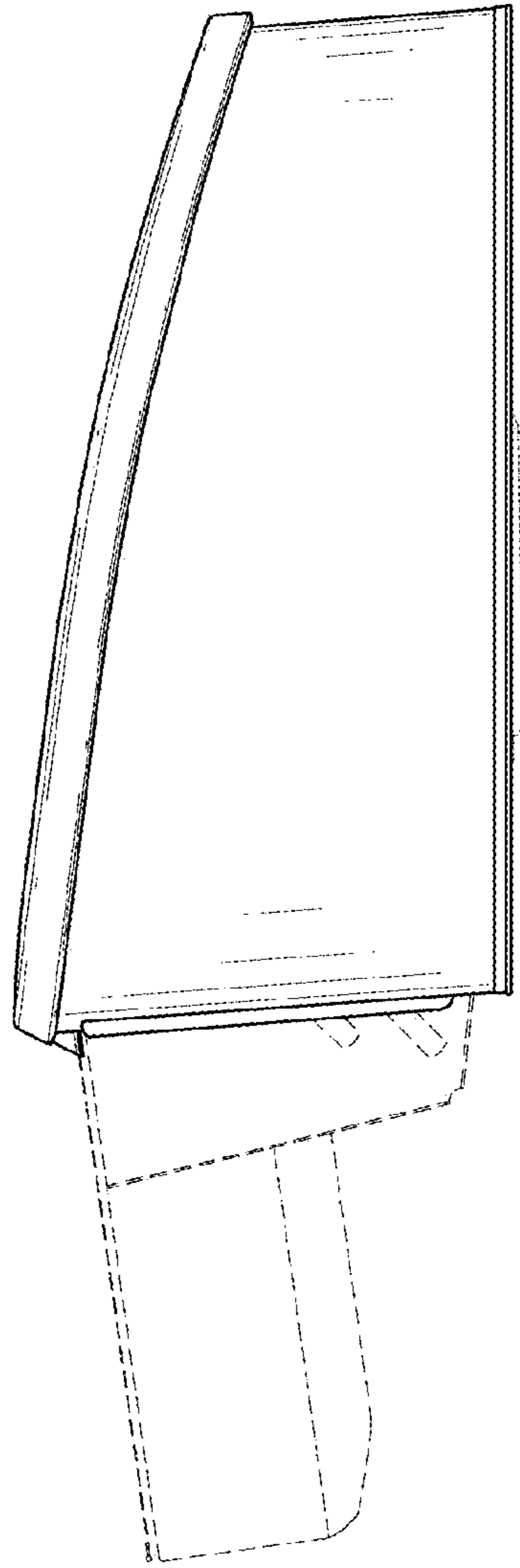


FIG. 6

FIG. 7

