



US00D888043S

(12) **United States Design Patent** (10) **Patent No.:** **US D888,043 S**  
**Wright et al.** (45) **Date of Patent:** **\*\* Jun. 23, 2020**

(54) **SLEEVE FOR ELECTRONIC DEVICE**

FOREIGN PATENT DOCUMENTS

(71) Applicant: **CATALYST LIFESTYLE LIMITED**,  
North Point (HK)

CN 201330337920.9 1/2014  
CN 201430316889.5 2/2015

(Continued)

(72) Inventors: **Joshua Wright**, Hong Kong (CN);  
**June Lai**, Hong Kong (CN)

OTHER PUBLICATIONS

(73) Assignee: **Catalyst Lifestyle Limited**, North Point  
(HK)

This AirPods Accessory is strangely awesome—Catalyst AirPods Case, publication date Apr. 7, 2017, [online][site visited Sep. 9, 2019] URL: <https://www.cnet.com/news/coming-soon-a-waterproof-case-for-your-airpods-case/> (Year: 2017).\*

(\*\*) Term: **15 Years**

(Continued)

(21) Appl. No.: **29/664,131**

*Primary Examiner* — Susan E Krakower

(22) Filed: **Sep. 21, 2018**

*Assistant Examiner* — L. A. Grabenstetter

(30) **Foreign Application Priority Data**

(74) *Attorney, Agent, or Firm* — Dinsmore & Shohl LLP

Mar. 22, 2018 (CN) ..... 2018 3 0107823

(57) **CLAIM**

The ornamental design for a sleeve for electronic device, as shown and described.

(51) **LOC (12) Cl.** ..... **14-03**

**DESCRIPTION**

(52) **U.S. Cl.**

USPC ..... **D14/250**; D3/218

(58) **Field of Classification Search**

USPC ..... D3/201, 212, 207, 208, 218, 294, 299,  
D3/300, 303; D10/30; D24/201, 205,  
D24/217, 250, 251, 440, 447; D28/66,  
D28/76; D14/201, 205, 217, 250, 251,  
D14/440, 447

CPC . H04R 1/1016; H04R 1/105; A45C 2011/001;  
A45C 2011/002; A45C 2011/003; B65D  
2585/6835

See application file for complete search history.

FIG. 1 is a perspective view including a front, top and one side of the sleeve for electronic device;  
FIG. 2 is a perspective view including a rear, bottom and opposite side of the sleeve for electronic device;  
FIG. 3 is a front elevation view of the sleeve for electronic device of FIG. 1;  
FIG. 4 is a rear elevation view of the sleeve for electronic device of FIG. 1;  
FIG. 5 is a side elevation view of the sleeve for electronic device of FIG. 1;  
FIG. 6 is an opposite side elevation view of the sleeve for electronic device of FIG. 1;  
FIG. 7 is a top plan view of the sleeve for electronic device of FIG. 1; and,  
FIG. 8 is a bottom plan view of the sleeve for electronic device of FIG. 1.

The broken lines depict portions of the sleeve for electronic device that form no part of the claimed design.

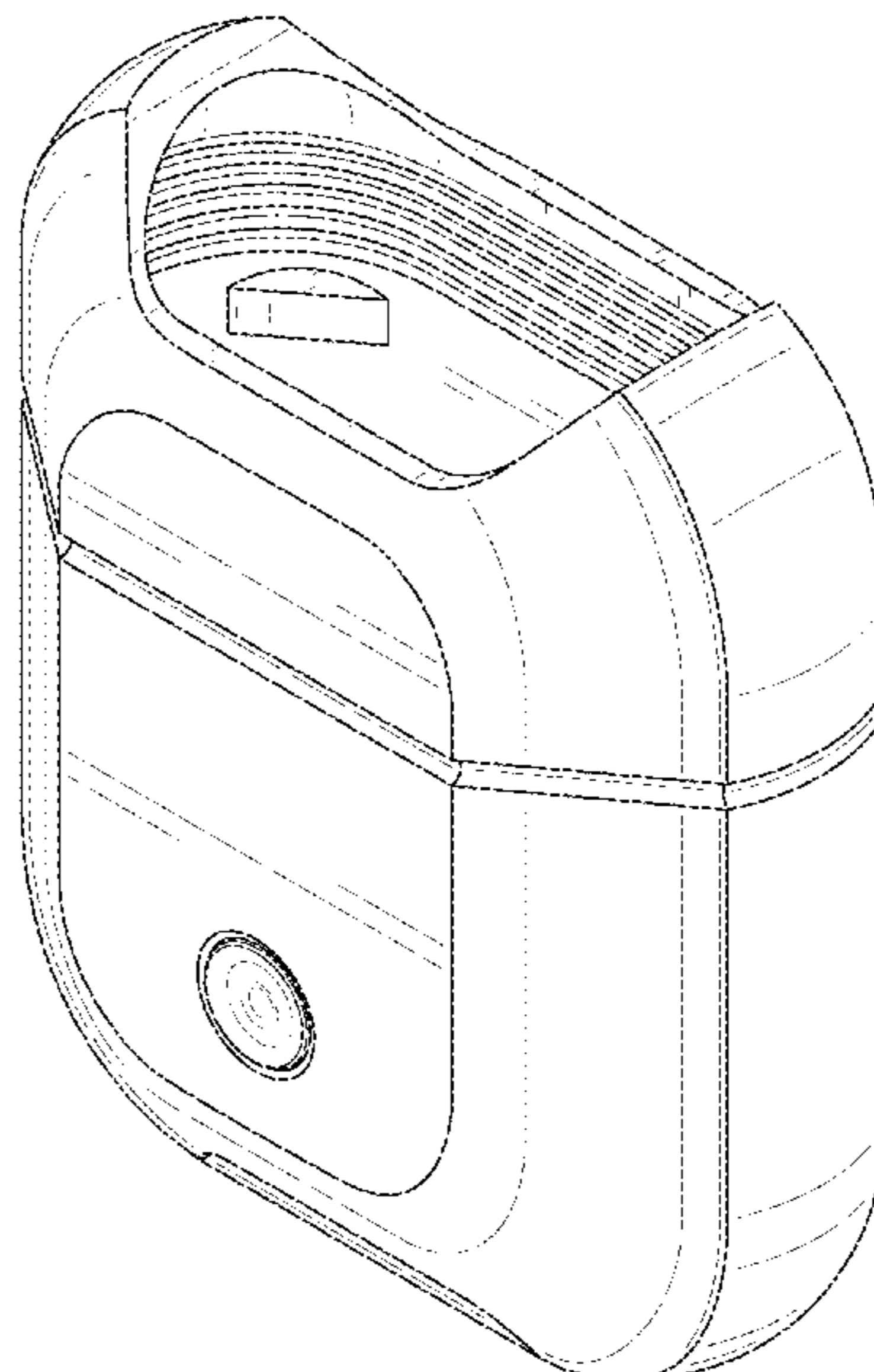
(56) **References Cited**

U.S. PATENT DOCUMENTS

D362,542 S 9/1995 Richards et al.  
D375,197 S 11/1996 Laherty

(Continued)

**1 Claim, 8 Drawing Sheets**



(56)

References Cited

U.S. PATENT DOCUMENTS

D393,148 S \* 4/1998 Petruzzi ..... D3/208  
 5,740,624 A 4/1998 Baseley  
 D399,604 S \* 10/1998 Wolff ..... D28/66  
 D405,256 S 2/1999 Chacon et al.  
 6,305,538 B1 10/2001 Jackson  
 D467,799 S 12/2002 Persson  
 D475,696 S 6/2003 Hussaini et al.  
 D478,721 S \* 8/2003 Anderton ..... D3/208  
 6,817,470 B1 11/2004 Goldberg  
 D503,851 S \* 4/2005 Landow ..... D3/212  
 D531,618 S 11/2006 Kennemer et al.  
 7,347,325 B2 3/2008 O'Neill et al.  
 D569,608 S \* 5/2008 Rowe ..... D3/203.1  
 D570,597 S \* 6/2008 Klein ..... D14/484.1  
 D592,400 S 5/2009 Nelson  
 D594,659 S 6/2009 Lown et al.  
 D595,952 S 7/2009 Nussberger  
 D596,393 S 7/2009 Leung et al.  
 D599,546 S 9/2009 Lown et al.  
 D600,913 S 9/2009 Kalbach  
 7,584,841 B2 9/2009 Chan et al.  
 D601,366 S 10/2009 Barabas et al.  
 D604,040 S \* 11/2009 Fleming ..... D3/207  
 D623,399 S \* 9/2010 McSweyn ..... D14/480.5  
 7,855,529 B2 12/2010 Liu  
 D666,408 S \* 9/2012 Neely, III ..... D3/208  
 D669,272 S \* 10/2012 Yang ..... D3/303  
 D670,497 S 11/2012 Phillips et al.  
 D672,642 S 12/2012 Supranowicz  
 8,399,764 B2 3/2013 Klosky  
 D681,613 S 5/2013 Magness et al.  
 D692,664 S \* 11/2013 Rashid ..... D3/303  
 D707,041 S \* 6/2014 Park ..... D3/215  
 D711,866 S \* 8/2014 Kawata ..... D14/250  
 D718,750 S 12/2014 Young et al.  
 D720,096 S 12/2014 McDougall  
 D720,718 S \* 1/2015 Stevinson ..... D14/205  
 8,961,015 B1 2/2015 Bihn

D735,991 S \* 8/2015 Brennan ..... D3/218  
 D740,653 S \* 10/2015 Akana ..... D9/418  
 D751,558 S \* 3/2016 Lee ..... D10/103  
 D766,905 S \* 9/2016 Lee ..... D14/440  
 D769,879 S \* 10/2016 Kim ..... D14/440  
 D775,818 S \* 1/2017 Ingraham ..... D3/218  
 D780,740 S \* 3/2017 Kim ..... D14/250  
 D790,512 S \* 6/2017 Lee ..... D14/217  
 D794,617 S \* 8/2017 Wright ..... D14/203.3  
 D794,618 S \* 8/2017 Wright ..... D14/203.3  
 D800,700 S \* 10/2017 Bergman ..... D14/217  
 D806,388 S \* 1/2018 Akana ..... D3/294  
 D808,791 S 1/2018 Johnston et al.  
 D818,268 S 5/2018 Akana et al.  
 D849,401 S 5/2019 Akana et al.  
 D864,971 S 10/2019 Lee et al.  
 D872,723 S 1/2020 Lee et al.  
 D872,724 S 1/2020 Lee et al.

FOREIGN PATENT DOCUMENTS

CN	201730139442.9	10/2017
CN	201730147900.3	11/2017
CN	201730208864.7	12/2017
CN	201730348926.4	1/2018
CN	201730395572.9	2/2018
CN	201730428901.5	2/2018
CN	201730483408.3	3/2018
KR	30-2003-0025093	6/2004

OTHER PUBLICATIONS

This glow-in-the-dark, waterproof AirPods case—Catalist AirPods Case, publication date Apr. 14, 2017, [online][site visited Sep. 9, 2019] URL: <https://www.theverge.com/circuitbreaker/2017/4/14/15306100/catalyst-case-airpods-sale-glow-in-the-dark> (Year: 2017).\*  
 Notice of Allowance and Fee(s) Due dated Apr. 9, 2020 pertaining to U.S. Appl. No. 29/665,170, filed Oct. 1, 2018, 21 pgs.

\* cited by examiner

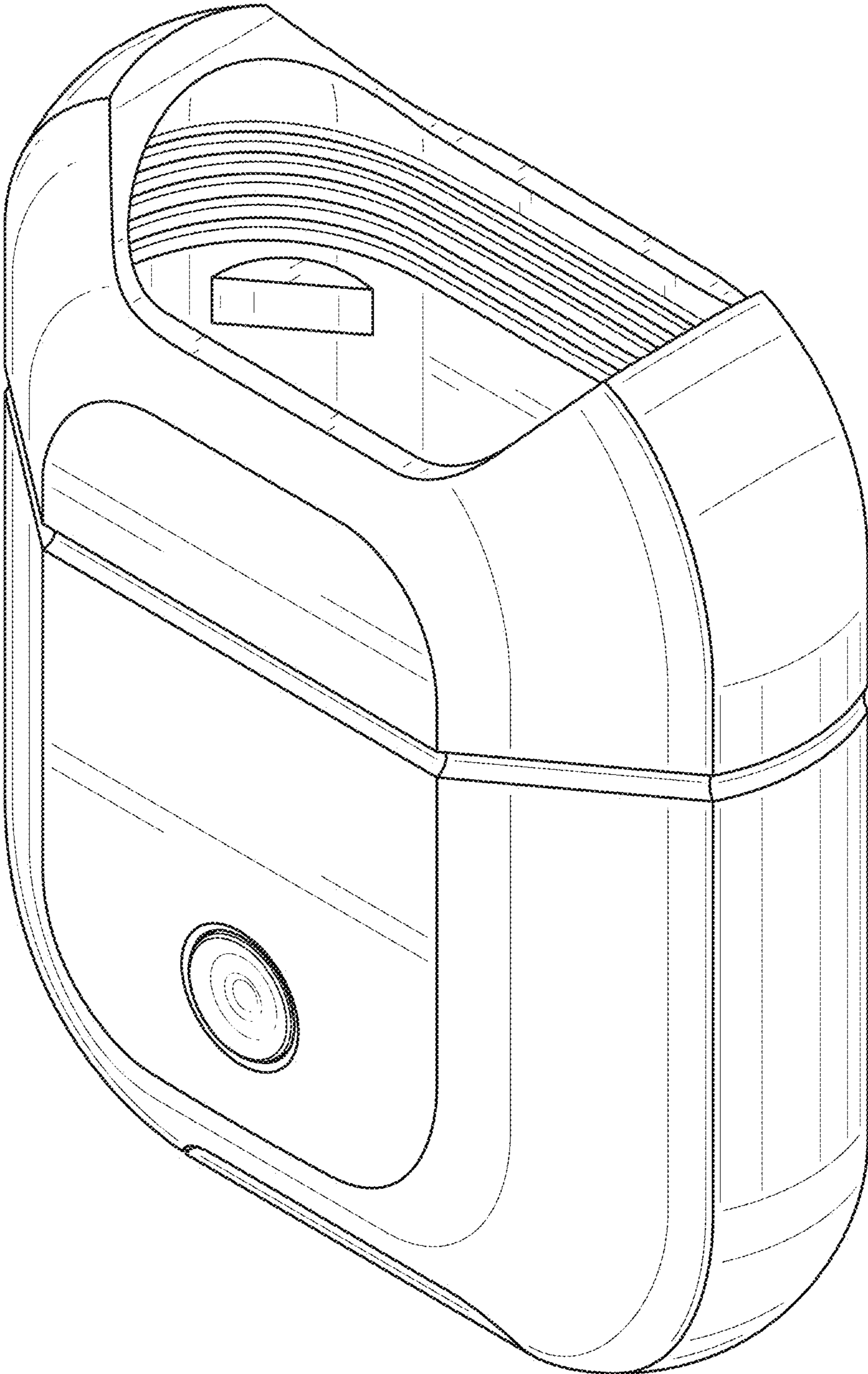


FIG. 1

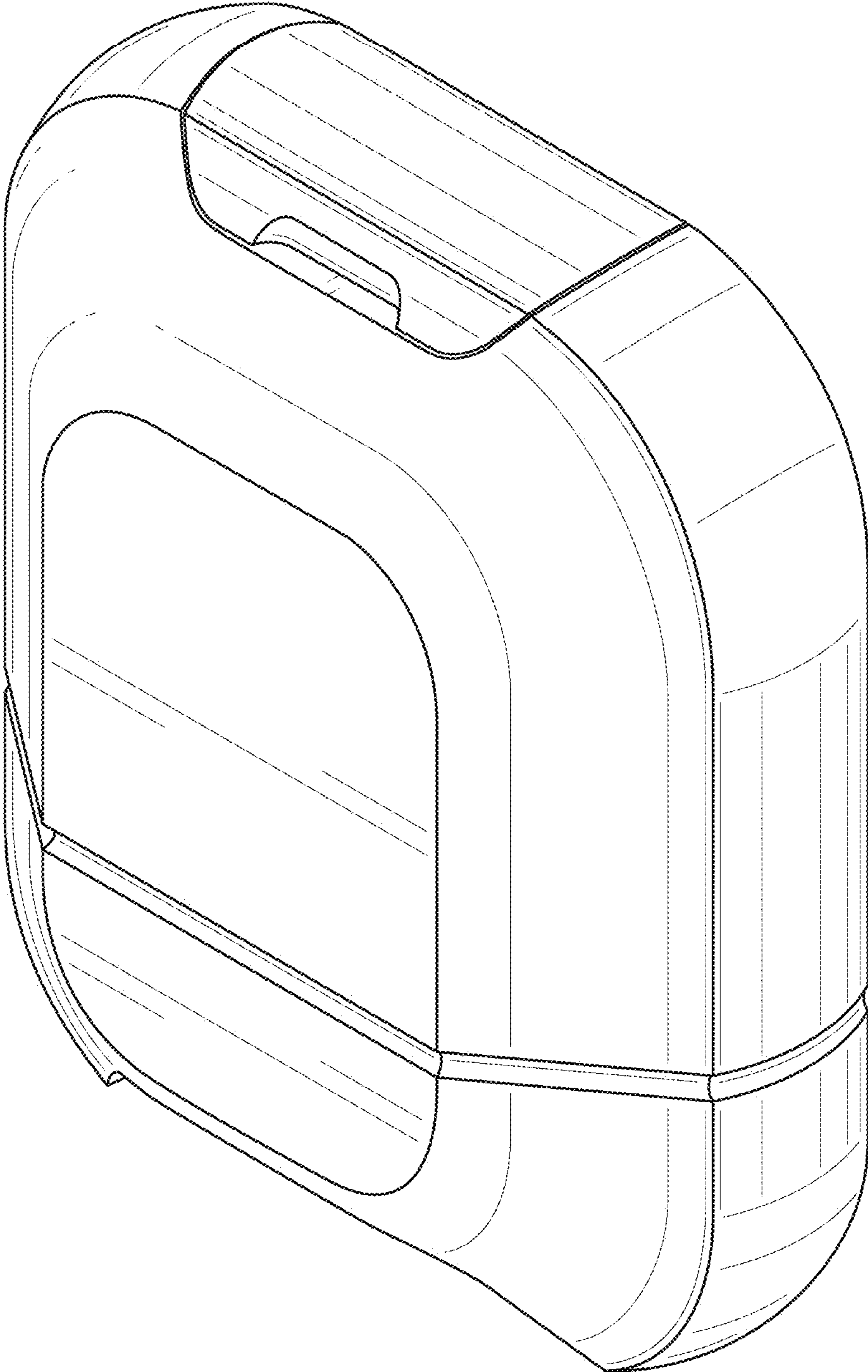


FIG. 2

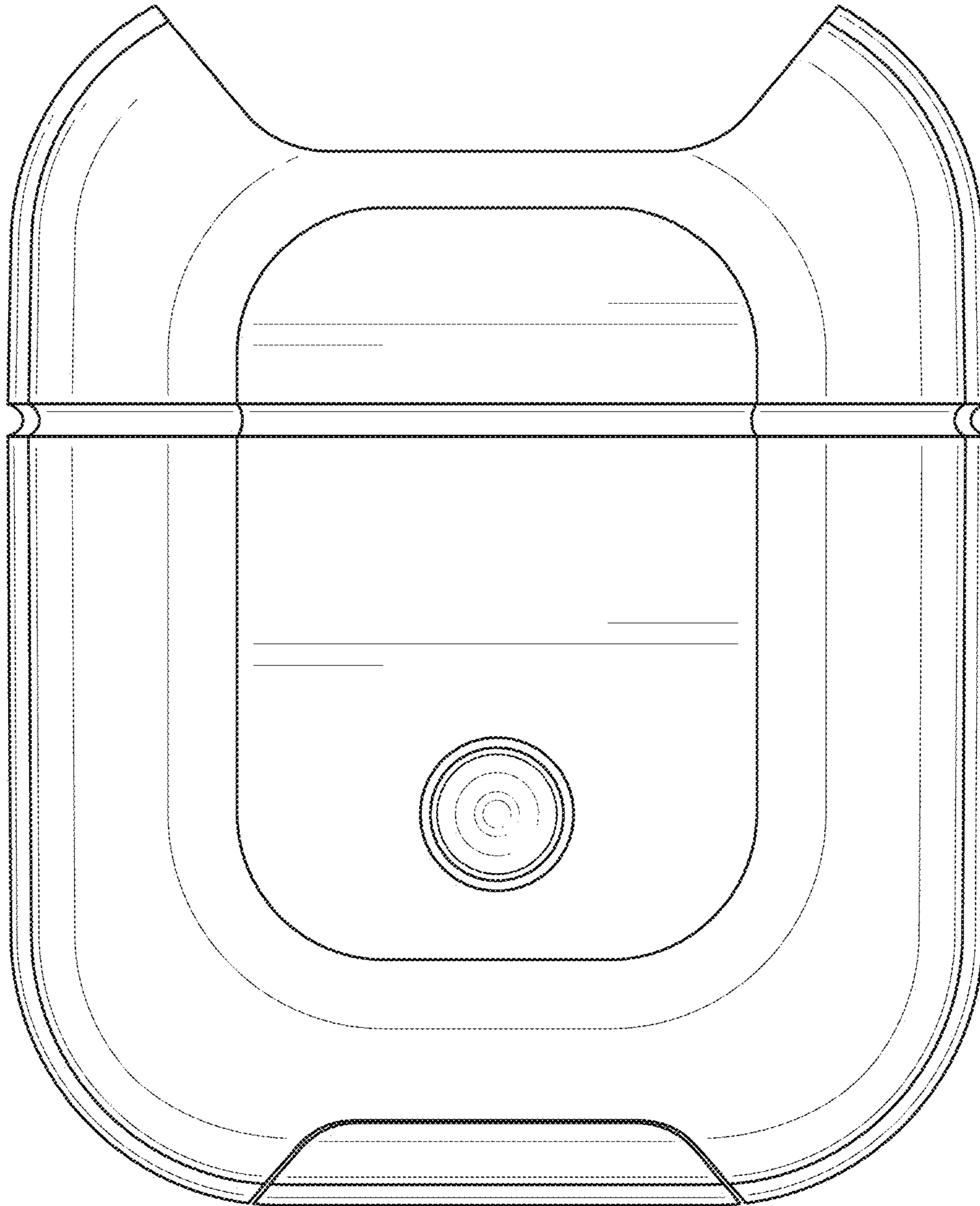


FIG. 3

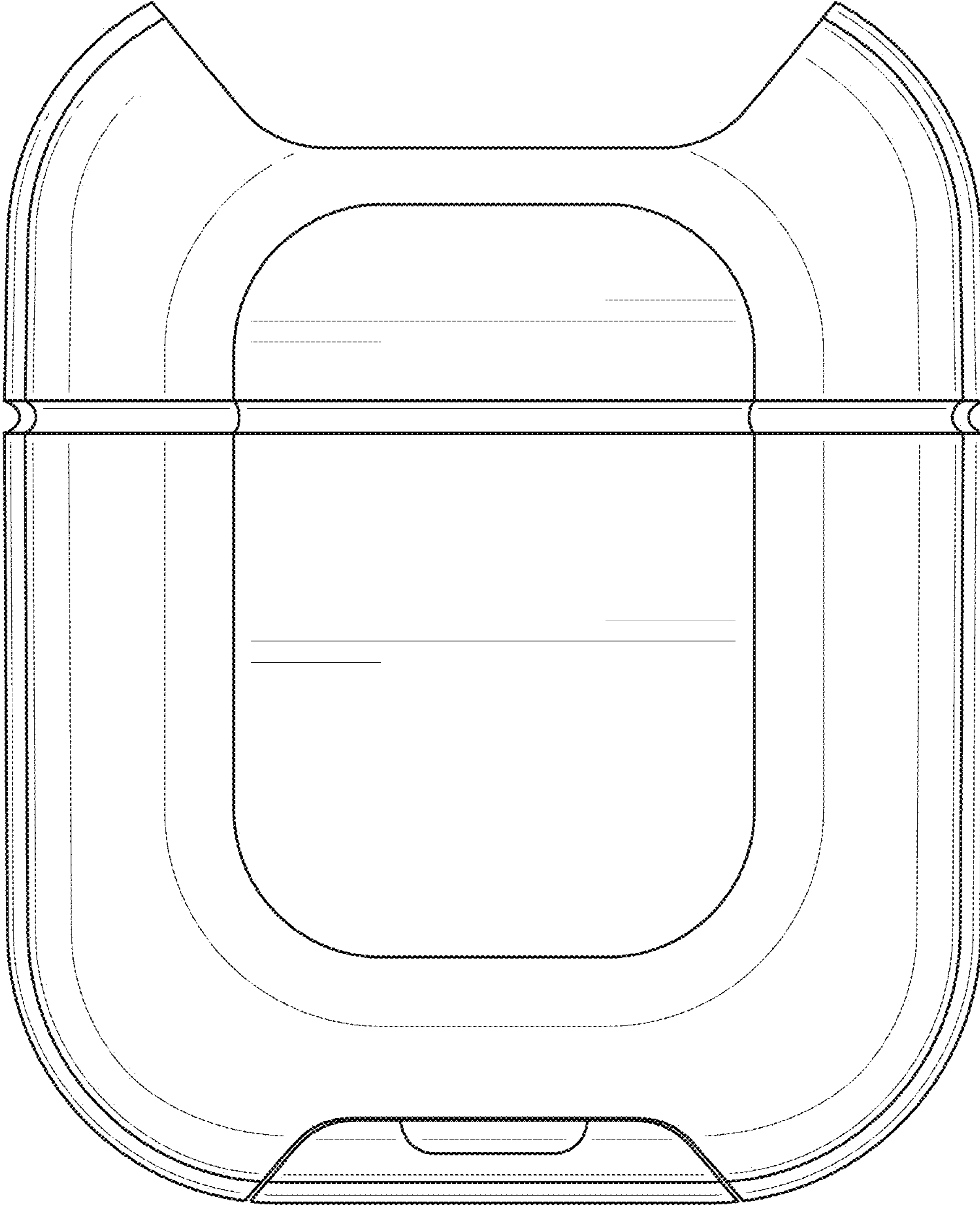


FIG. 4




FIG. 5




FIG. 6



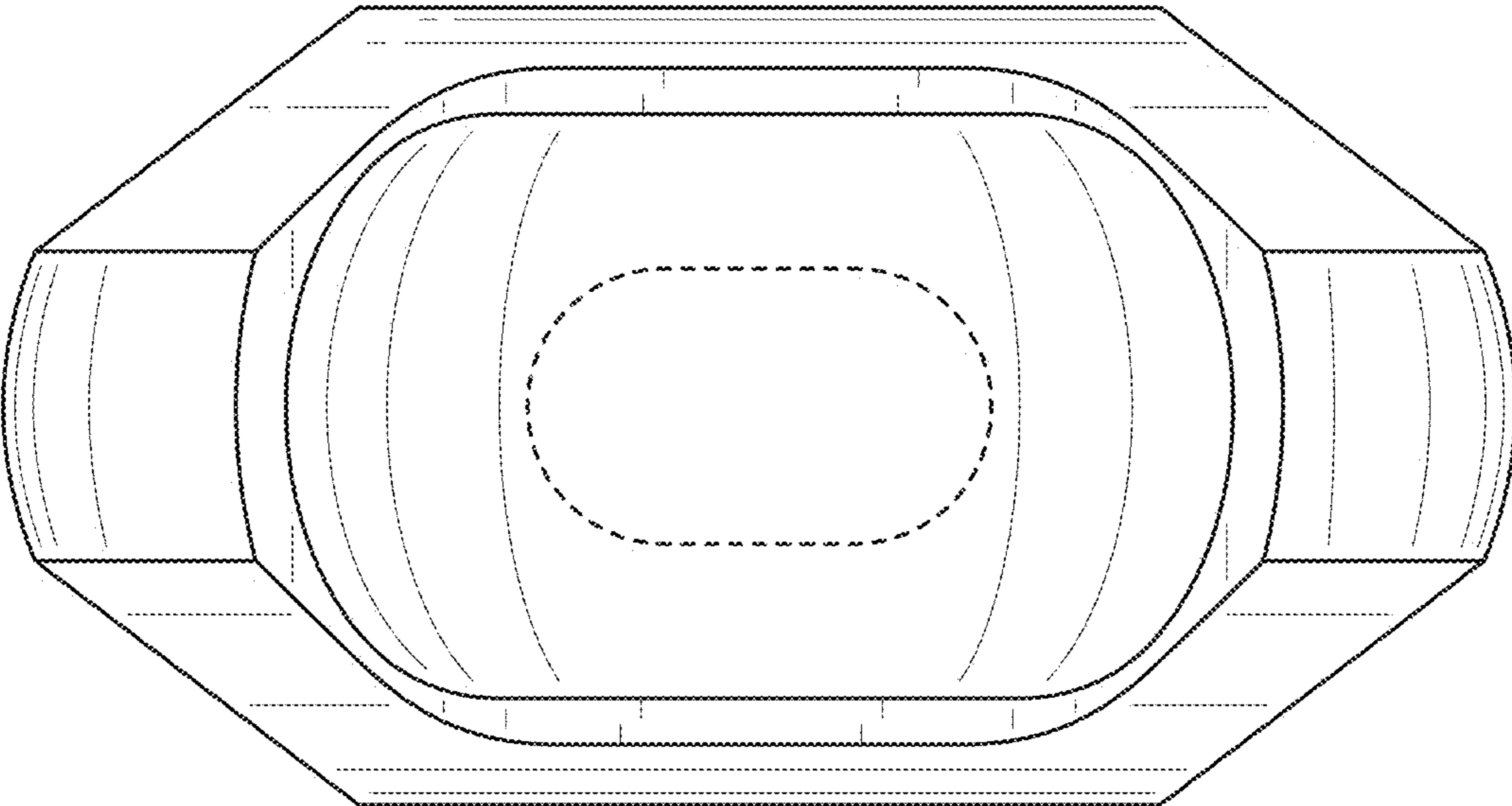


FIG. 7

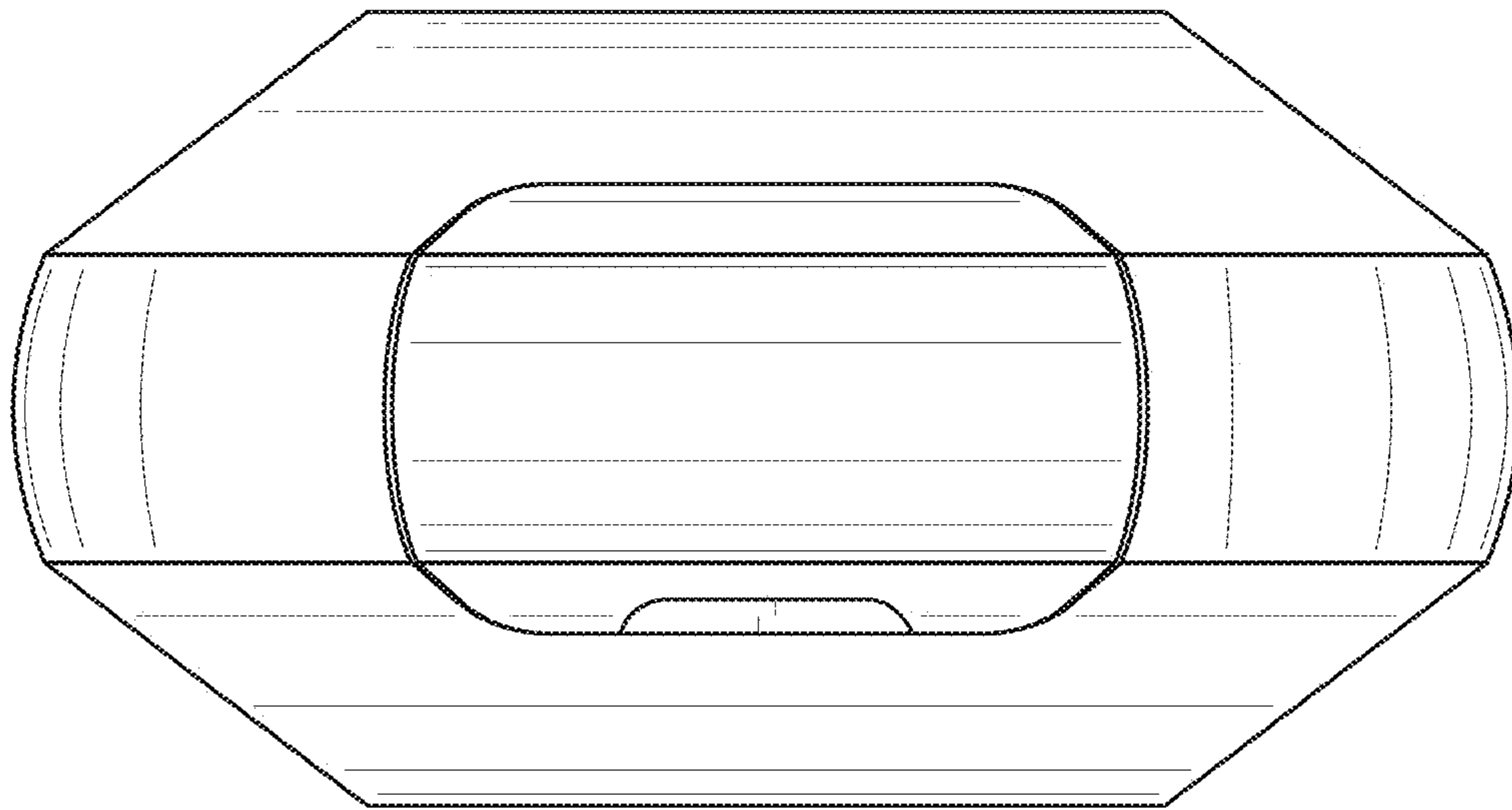


FIG. 8