



US00D888032S

(12) **United States Design Patent** (10) **Patent No.:** **US D888,032 S**  
**Armstrong et al.** (45) **Date of Patent:** **\*\* \*Jun. 23, 2020**

(54) **CASE FOR MOBILE COMMUNICATIONS DEVICE**

FOREIGN PATENT DOCUMENTS

(71) Applicant: **URBAN ARMOR GEAR, LLC**,  
Laguna Niguel, CA (US)

TH 68988 3/2019

(72) Inventors: **Steven Armstrong**, Laguna Niguel, CA (US); **Duong Bang Le**, West Covina, CA (US); **Bryan Soriano**, Pomona, CA (US); **Jay Veltz**, Laguna Niguel, CA (US)

OTHER PUBLICATIONS

Intellectual Property Office of Taiwan; Office Action, issued in connection to TW107300323; dated Aug. 30, 2018; 4 pages; Taiwan.

(73) Assignee: **Urban Armor Gear, LLC**, Laguna Niguel, CA (US)

*Primary Examiner* — Carla J Wright

(74) *Attorney, Agent, or Firm* — K&L Gates LLP; Brian J. Novak

(\*) Notice: This patent is subject to a terminal disclaimer.

(57) **CLAIM**

We claim the ornamental design for a case for mobile communications device, as shown and described.

(\*\*) Term: **15 Years**

(21) Appl. No.: **29/611,112**

**DESCRIPTION**

(22) Filed: **Jul. 18, 2017**

(51) **LOC (12) Cl.** ..... **14-03**

(52) **U.S. Cl.**  
USPC ..... **D14/250**

(58) **Field of Classification Search**  
USPC ..... D14/439, 203.3–203.7, 447, 238.1, D14/251–253, 217, 240, 250, 440, 248; D3/201, 218, 247, 269, 273, 301, 303; D13/107–108, 103, 119  
CPC ..... H04B 1/3888; H04M 1/0283; H04M 1/0202; A45C 1/06; A45C 11/00; A45C 13/02; A45C 2011/002; A45F 2005/026; A45F 2200/0525; A45F 2200/0516

FIG. 1 is a front, left-side, and top perspective view of a case for mobile communications device showing our new design; FIG. 2 is a rear, right-side, and top perspective view of the case for mobile communications device of FIG. 1; FIG. 3 is a rear, left-side, and bottom perspective view of the case for mobile communications device of FIG. 1; FIG. 4 is a front elevation view of the case for mobile communications device of FIG. 1; FIG. 5 is a rear elevation view of the case for mobile communications device of FIG. 1; FIG. 6 is a left-side elevation view of the case for mobile communications device of FIG. 1; FIG. 7 is a right-side elevation view of the case for mobile communications device of FIG. 1; FIG. 8 is a top plan view of the case for mobile communications device of FIG. 1; and, FIG. 9 is a bottom plan view of the case for mobile communications device of FIG. 1.

See application file for complete search history.

The subject matter shown in broken lines, and any surfaces of the case not shown, including interior surfaces, form no part of the claimed design.

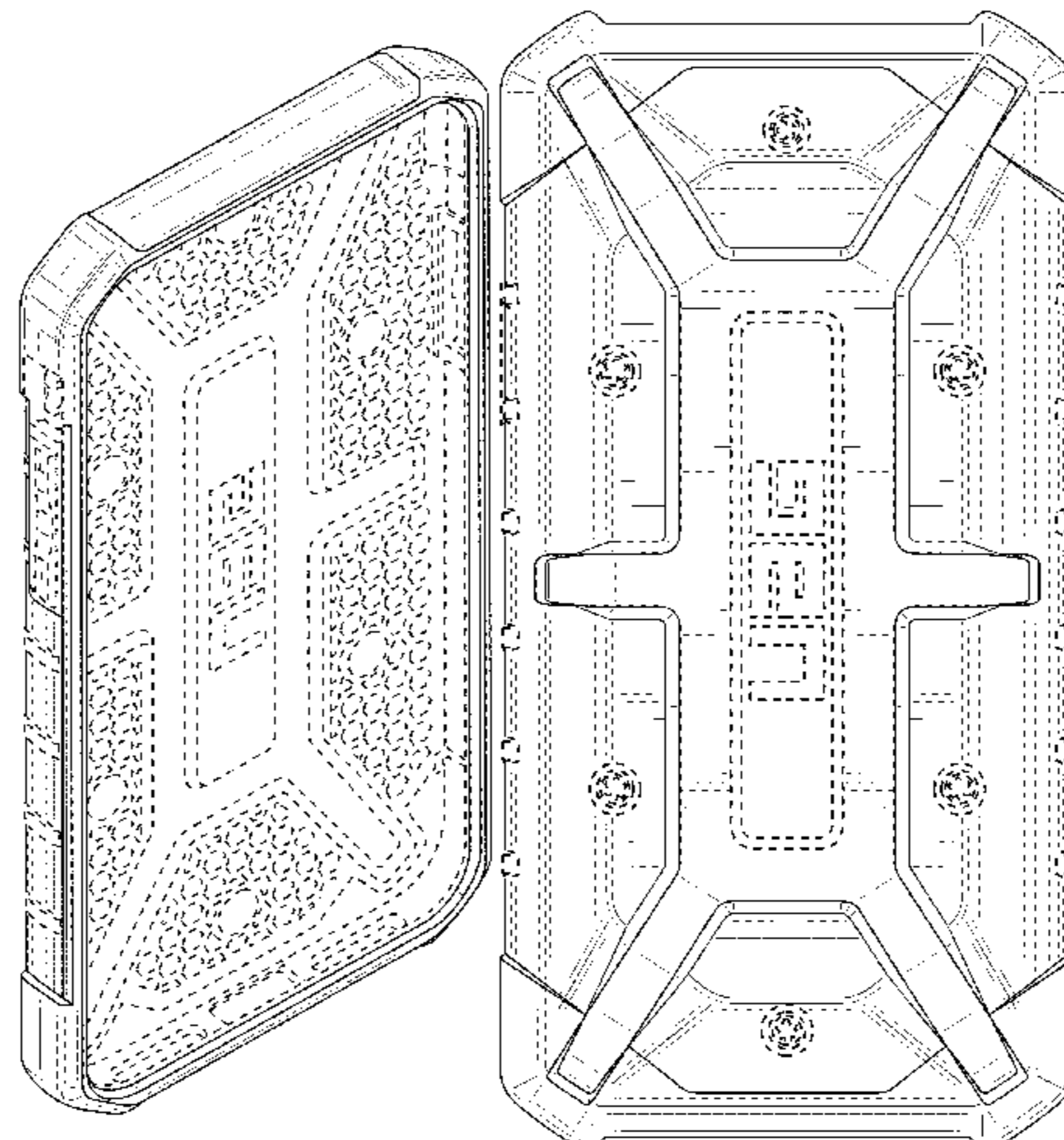
(56) **References Cited**

U.S. PATENT DOCUMENTS

D670,279 S \* 11/2012 Veltz ..... D14/250  
D682,815 S \* 5/2013 Chang ..... D14/250  
D709,486 S \* 7/2014 Lin ..... D14/250

(Continued)

**1 Claim, 9 Drawing Sheets**



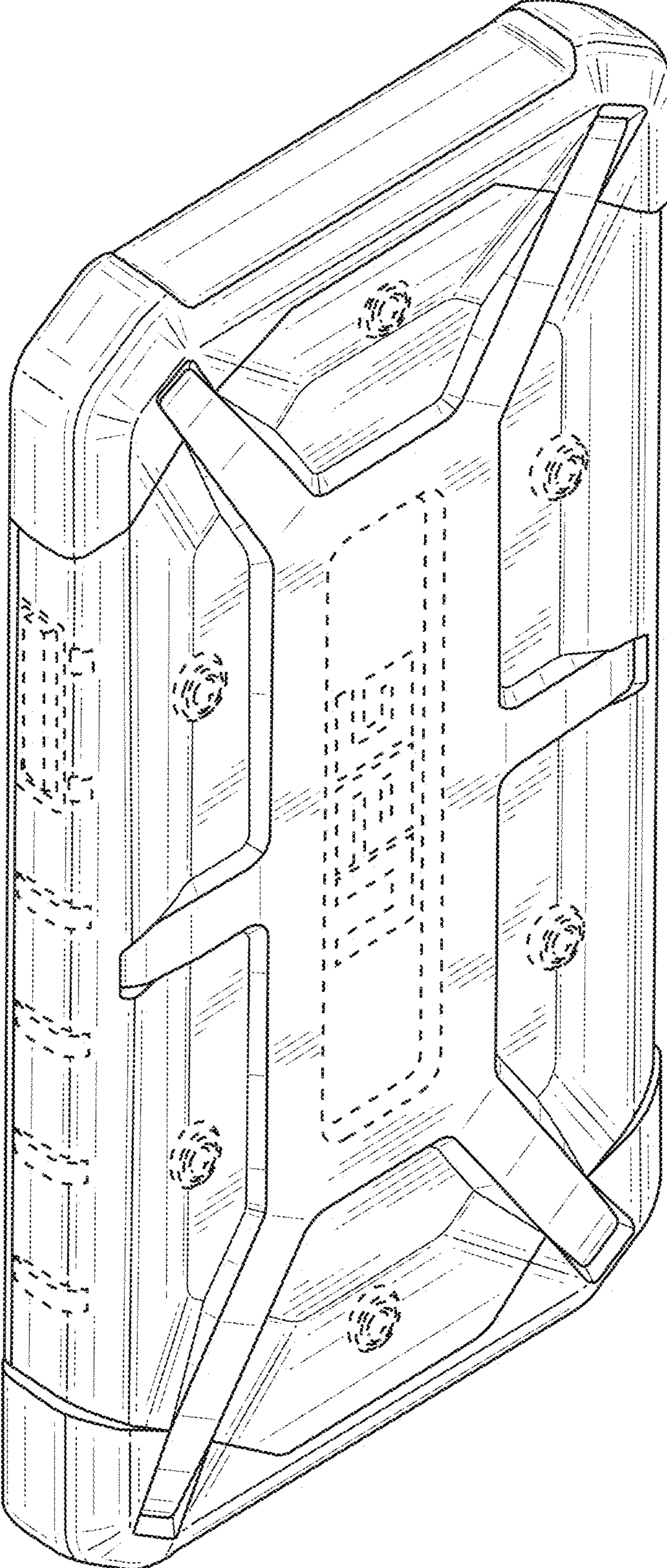
(56)

**References Cited**

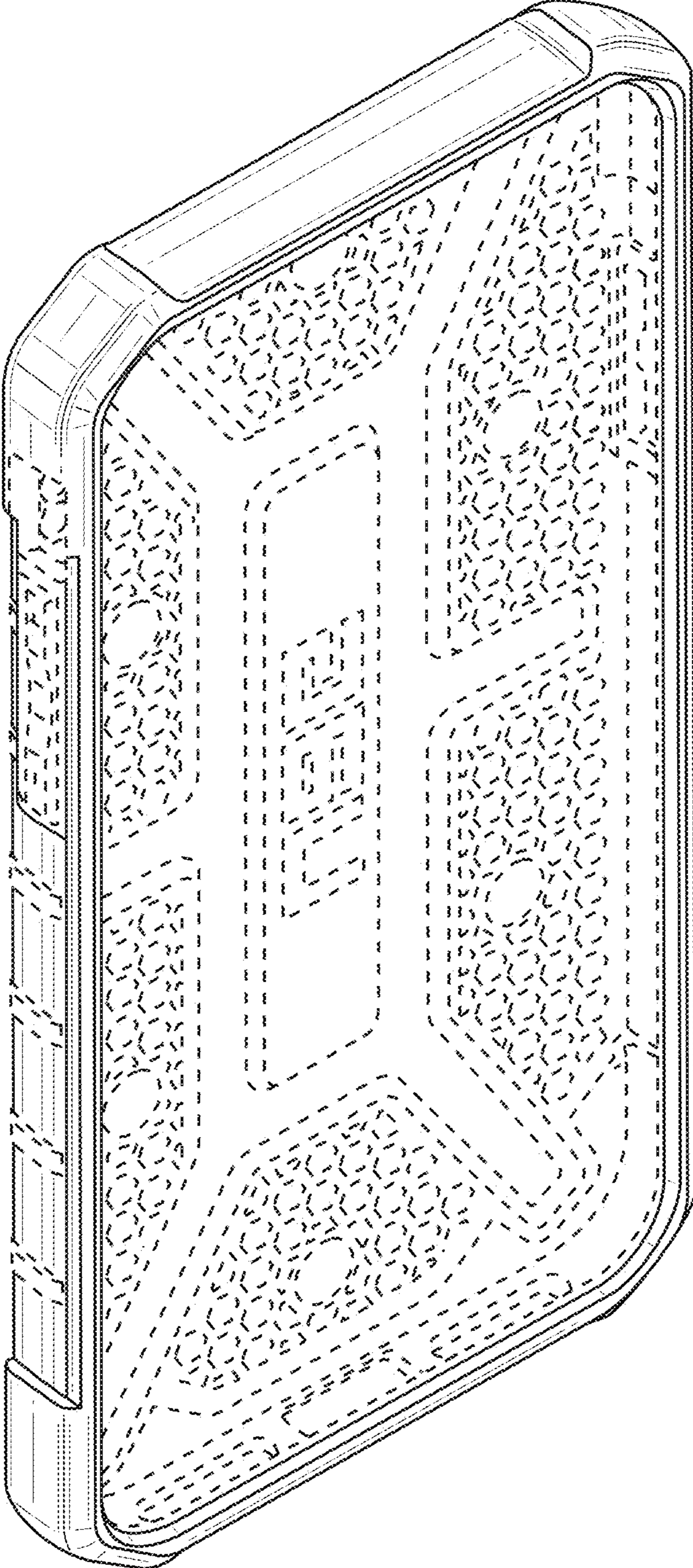
U.S. PATENT DOCUMENTS

D716,280	S	*	10/2014	Macrina	.....	D14/250
D716,782	S	*	11/2014	Macrina	.....	D14/250
D726,170	S	*	4/2015	Ng	.....	D14/250
D733,154	S	*	6/2015	Armstrong	.....	D14/440
D737,276	S	*	8/2015	Armstrong	.....	D14/440
D766,249	S	*	9/2016	Veltz	.....	D14/440
D766,885	S	*	9/2016	Armstrong	.....	D14/250
D776,105	S	*	1/2017	Han	.....	D14/250
D785,612	S	*	5/2017	Kim	.....	D14/248
D785,617	S	*	5/2017	Bidwell	.....	D14/341
D794,625	S	*	8/2017	Armstrong	.....	D14/250
D794,626	S	*	8/2017	Armstrong	.....	D14/250
D797,695	S	*	9/2017	Yoshihara	.....	D14/138 G
D804,468	S	*	12/2017	Armstrong	.....	D14/315
D806,082	S	*	12/2017	Armstrong	.....	D14/440
D808,370	S	*	1/2018	Kim	.....	D14/250
D811,379	S	*	2/2018	Armstrong	.....	D14/250
D816,654	S	*	5/2018	Chen	.....	D14/250
D837,791	S	*	1/2019	Armstrong	.....	D14/440
D846,542	S	*	4/2019	Sasaki	.....	D14/250
D848,366	S	*	5/2019	Lian	.....	D13/108
2015/0068934	A1	*	3/2015	Armstrong	.....	A45C 11/00 206/320

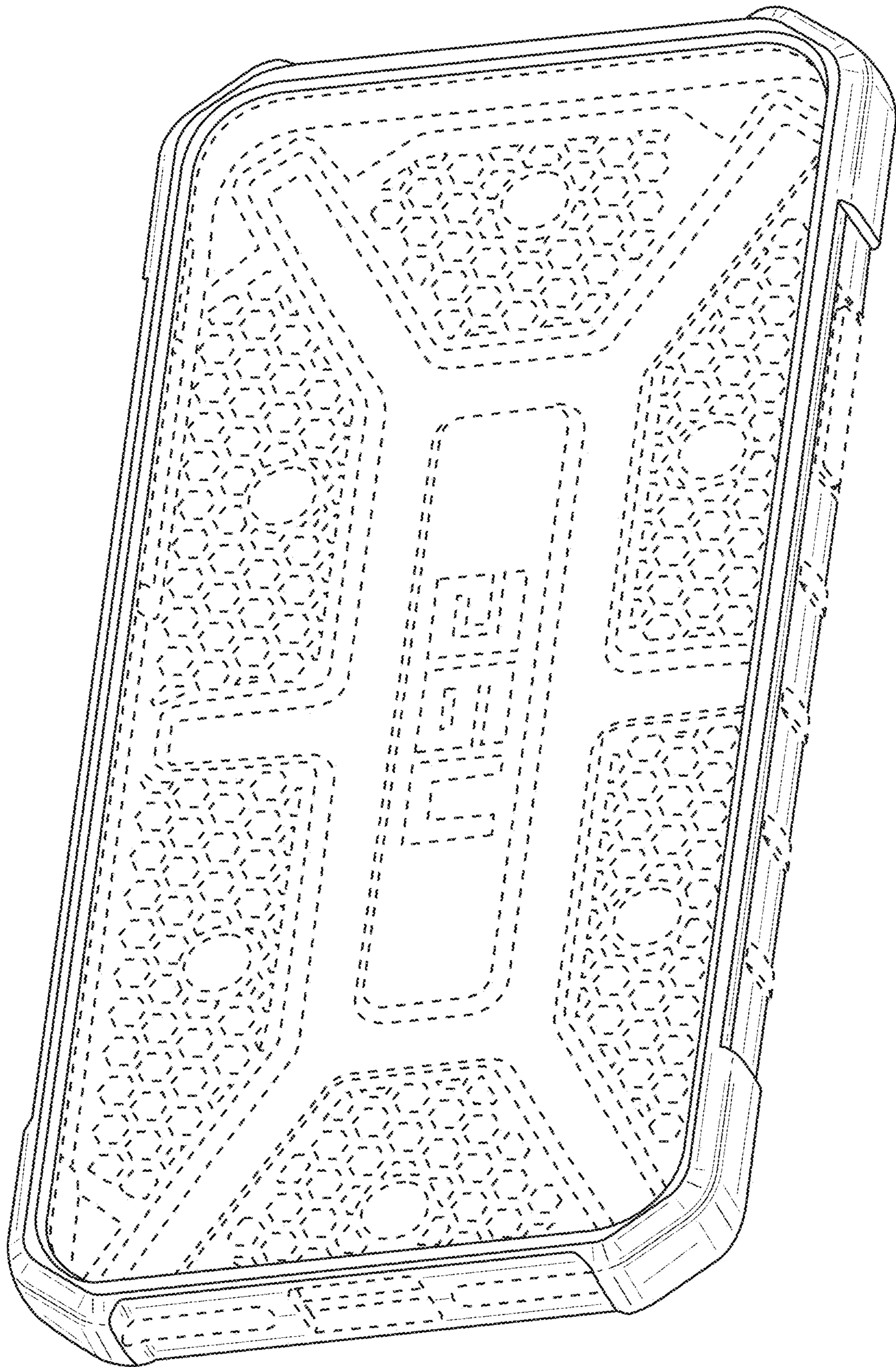
\* cited by examiner



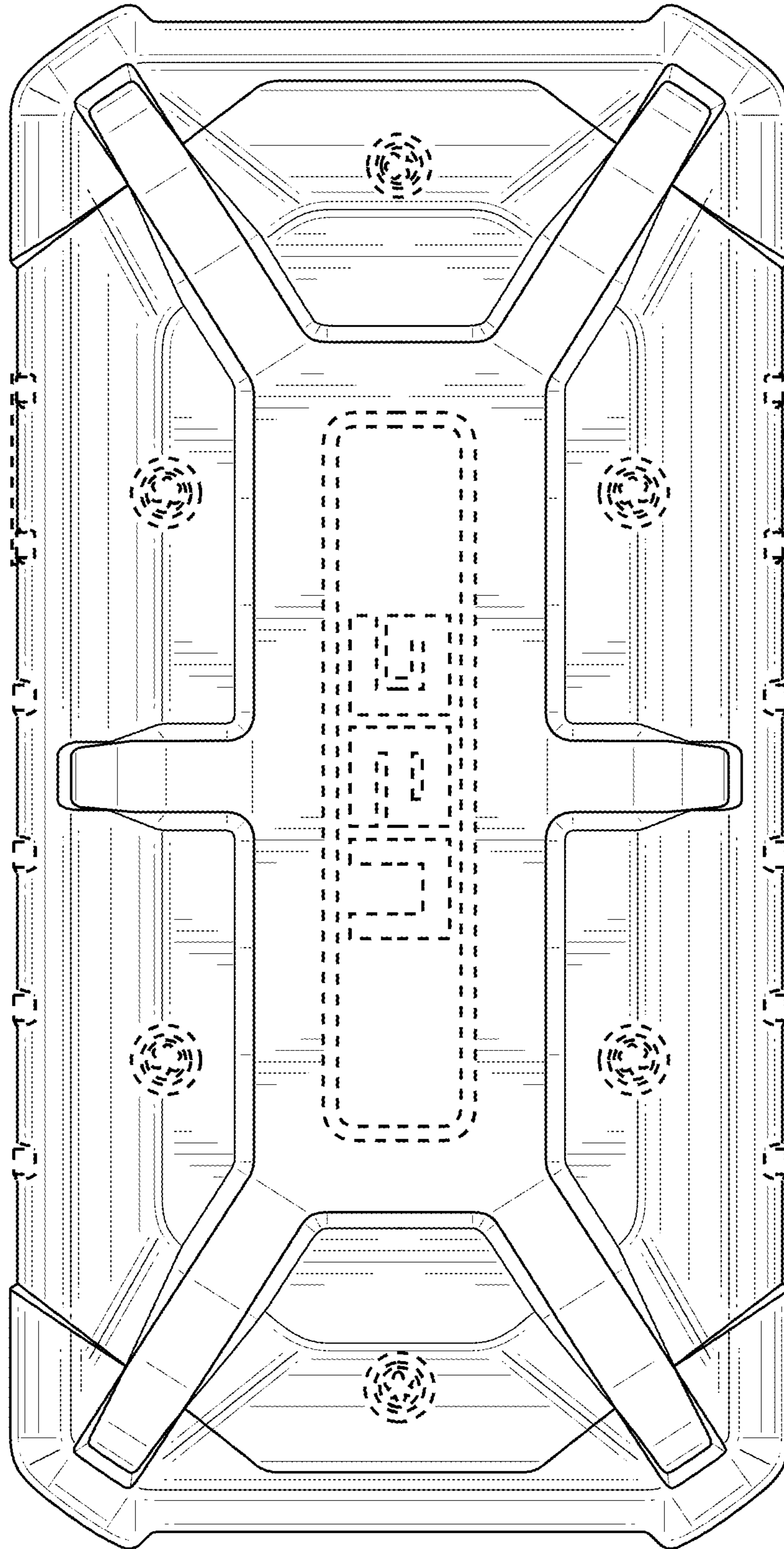
**FIG. 1**



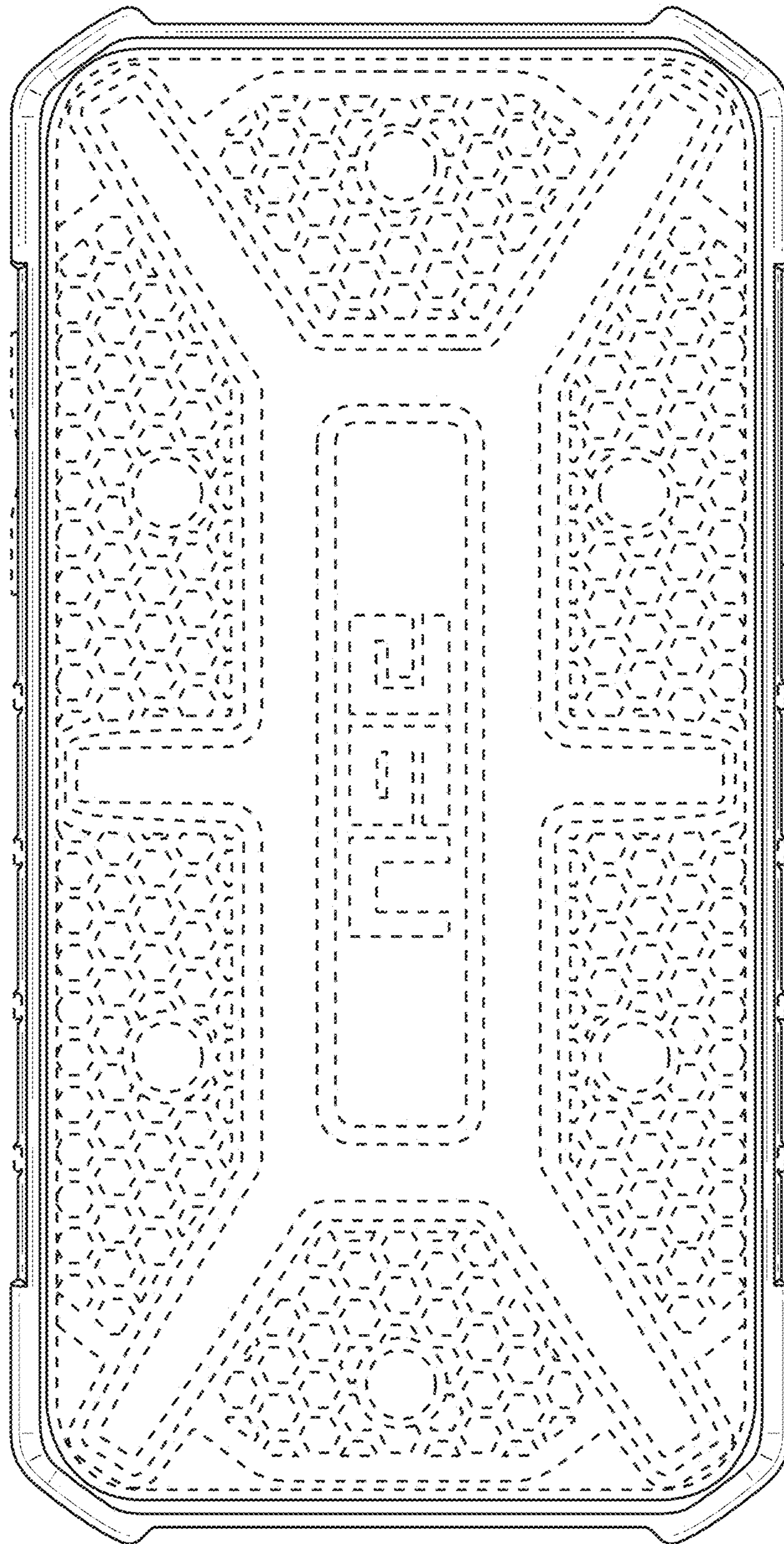
**FIG. 2**




**FIG. 3**



**FIG. 4**




**FIG. 5**

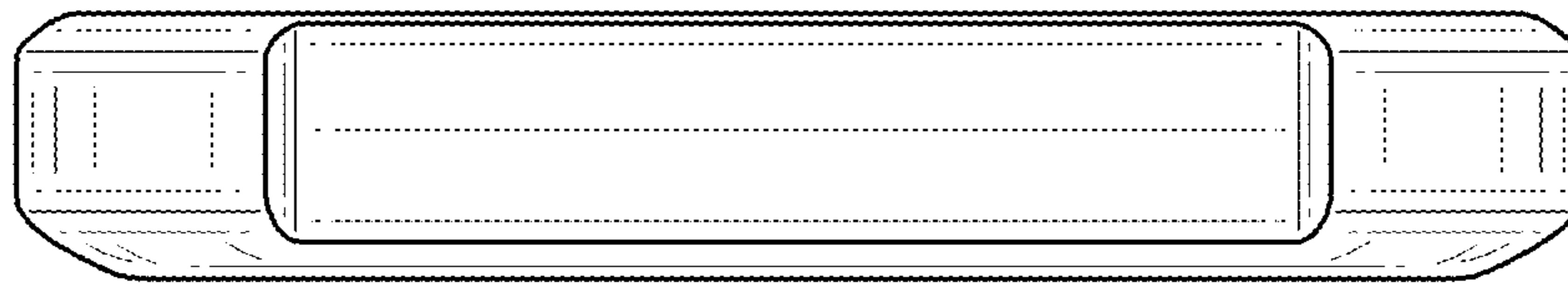


**FIG. 6**

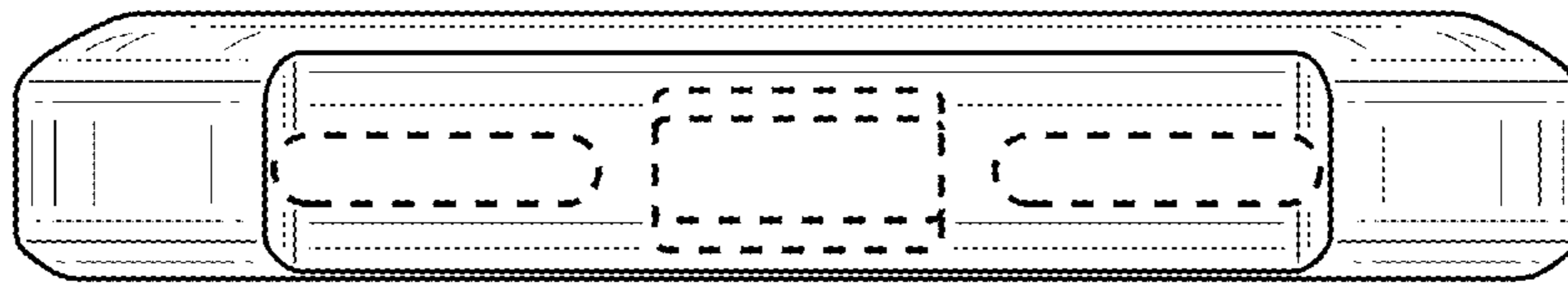




**FIG. 7**



**FIG. 8**



**FIG. 9**