



US00D888031S

(12) **United States Design Patent** (10) **Patent No.:** **US D888,031 S**
Armstrong et al. (45) **Date of Patent:** **** *Jun. 23, 2020**

(54) **CASE FOR MOBILE COMMUNICATIONS DEVICE**

FOREIGN PATENT DOCUMENTS

(71) Applicant: **URBAN ARMOR GEAR, LLC**,
Laguna Niguel, CA (US)

TH 68987 3/2019

(72) Inventors: **Steven Armstrong**, Laguna Niguel, CA (US); **Duong Bang Le**, West Covina, CA (US); **Bryan Soriano**, Pomona, CA (US); **Jay Veltz**, Laguna Niguel, CA (US)

OTHER PUBLICATIONS

Intellectual Property Office of Taiwan; Office Action, issued in connection to TW107300322; dated Aug. 30, 2018; 4 pages; Taiwan.

(73) Assignee: **Urban Armor Gear, LLC**, Laguna Niguel, CA (US)

Primary Examiner — Carla J Wright

(74) *Attorney, Agent, or Firm* — K&L Gates LLP; Brian J. Novak

(*) Notice: This patent is subject to a terminal disclaimer.

(57) **CLAIM**

We claim the ornamental design for a case for mobile communications device, as shown and described.

(**) Term: **15 Years**

DESCRIPTION

(21) Appl. No.: **29/611,111**

(22) Filed: **Jul. 18, 2017**

(51) **LOC (12) Cl.** **14-03**

(52) **U.S. Cl.**
USPC **D14/250**

(58) **Field of Classification Search**
USPC D14/439, 203.3–203.7, 447, 238.1, D14/251–253, 217, 240, 250, 440, 248; D3/201, 218, 247, 269, 273, 301, 303; D13/107–108, 103, 119
CPC H04B 1/3888; H04M 1/0283; H04M 1/0202; A45C 1/06; A45C 11/00; A45C 13/02; A45C 2011/002; A45F 2005/026; A45F 2200/0525; A45F 2200/0516
See application file for complete search history.

FIG. 1 is a front, left-side, and top perspective view of a case for mobile communications device showing our new design; FIG. 2 is a rear, right-side, and top perspective view of the case for mobile communications device of FIG. 1; FIG. 3 is a rear, left-side, and bottom perspective view of the case for mobile communications device of FIG. 1; FIG. 4 is a front elevation view of the case for mobile communications device of FIG. 1; FIG. 5 is a rear elevation view of the case for mobile communications device of FIG. 1; FIG. 6 is a left-side elevation view of the case for mobile communications device of FIG. 1; FIG. 7 is a right-side elevation view of the case for mobile communications device of FIG. 1; FIG. 8 is a top plan view of the case for mobile communications device of FIG. 1; and, FIG. 9 is a bottom plan view of the case for mobile communications device of FIG. 1.

The subject matter shown in broken lines, and any surfaces of the case not shown, including interior surfaces, form no part of the claimed design.

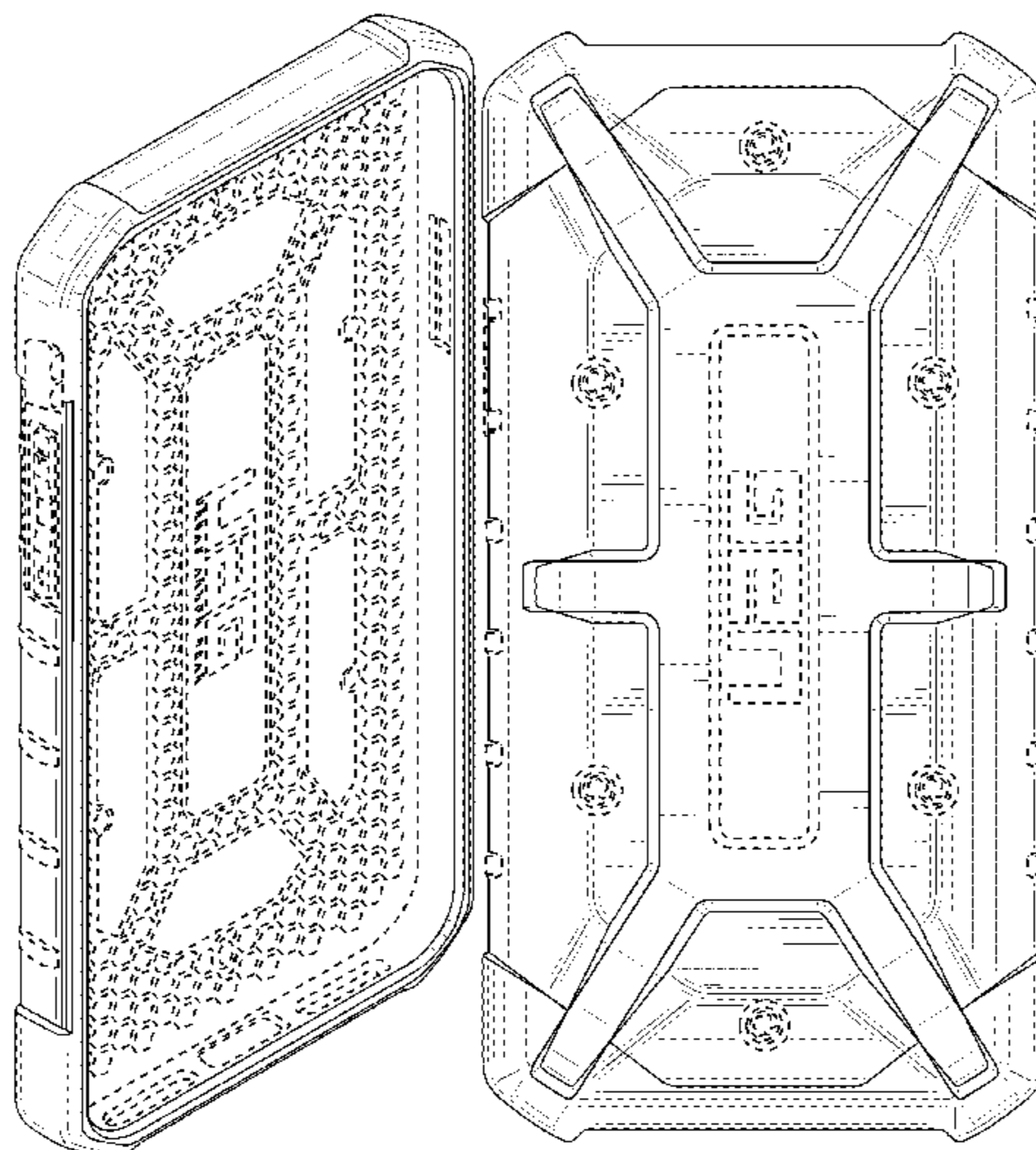
(56) **References Cited**

U.S. PATENT DOCUMENTS

D670,279 S * 11/2012 Veltz D14/250
D682,815 S * 5/2013 Chang D14/250
D709,486 S * 7/2014 Lin D14/250

(Continued)

1 Claim, 9 Drawing Sheets



(56)

References Cited

U.S. PATENT DOCUMENTS

| | | | | | | |
|--------------|----|---|---------|-----------|-------|-----------------------|
| D716,280 | S | * | 10/2014 | Macrina | | D14/250 |
| D716,782 | S | * | 11/2014 | Macrina | | D14/250 |
| D726,170 | S | * | 4/2015 | Ng | | D14/250 |
| D733,154 | S | * | 6/2015 | Armstrong | | D14/440 |
| D737,276 | S | * | 8/2015 | Armstrong | | D14/440 |
| D766,249 | S | * | 9/2016 | Veltz | | D14/440 |
| D766,885 | S | * | 9/2016 | Armstrong | | D14/250 |
| D776,105 | S | * | 1/2017 | Han | | D14/250 |
| D785,612 | S | * | 5/2017 | Kim | | D14/248 |
| D785,617 | S | * | 5/2017 | Bidwell | | D14/341 |
| D794,625 | S | * | 8/2017 | Armstrong | | D14/250 |
| D794,626 | S | * | 8/2017 | Armstrong | | D14/250 |
| D797,695 | S | * | 9/2017 | Yoshihara | | D14/138 G |
| D804,468 | S | * | 12/2017 | Armstrong | | D14/315 |
| D806,082 | S | * | 12/2017 | Armstrong | | D14/440 |
| D808,370 | S | * | 1/2018 | Kim | | D14/250 |
| D811,379 | S | * | 2/2018 | Armstrong | | D14/250 |
| D816,654 | S | * | 5/2018 | Chen | | D14/250 |
| D837,791 | S | * | 1/2019 | Armstrong | | D14/440 |
| D846,542 | S | * | 4/2019 | Sasaki | | D14/250 |
| D848,366 | S | * | 5/2019 | Lian | | D13/108 |
| 2015/0068934 | A1 | * | 3/2015 | Armstrong | | A45C 11/00 206/320 |

* cited by examiner

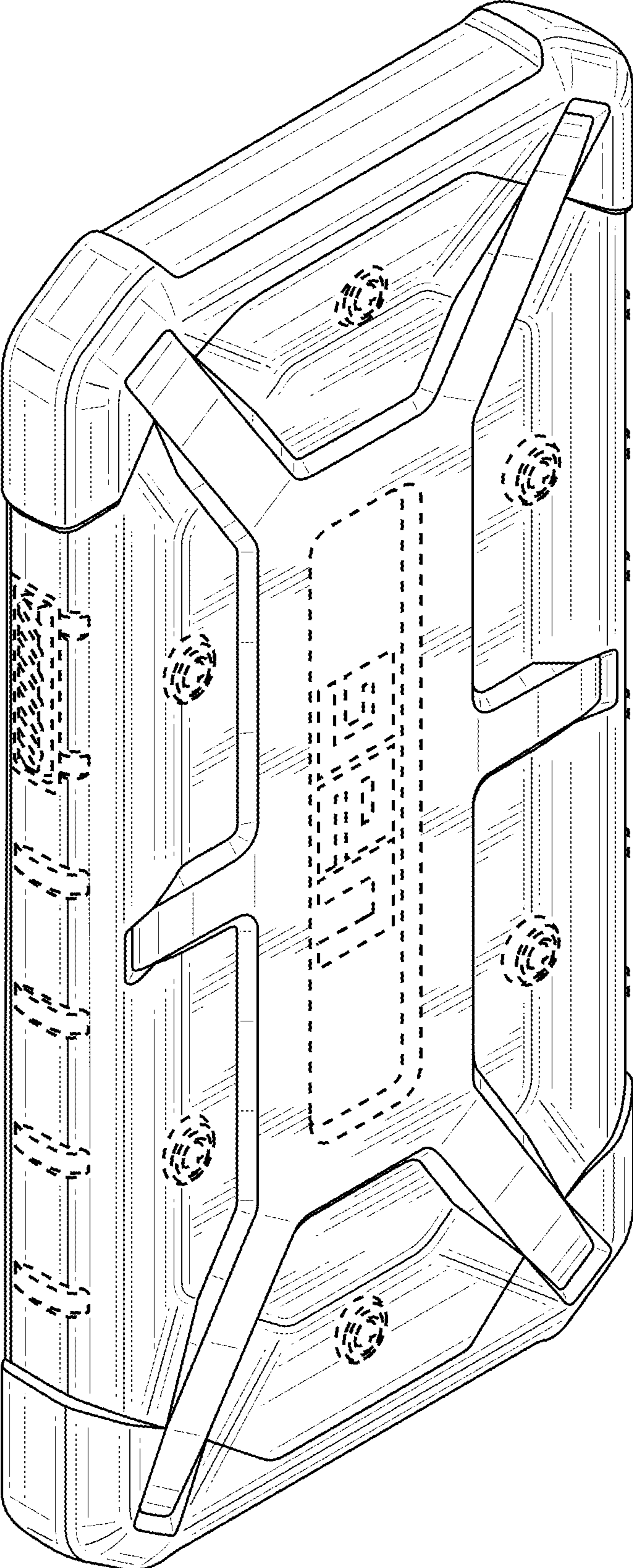


FIG. 1




FIG. 2

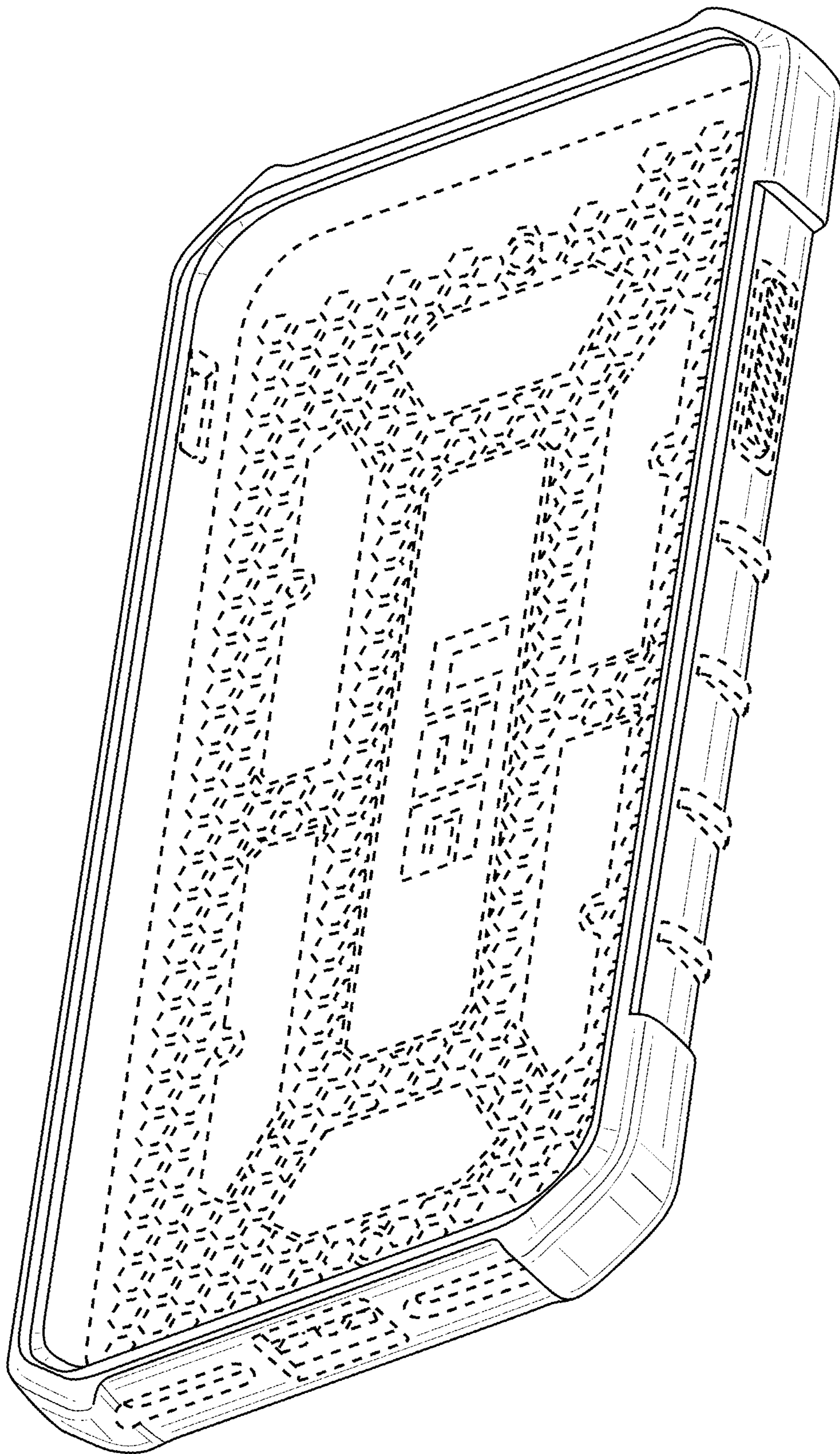


FIG. 3

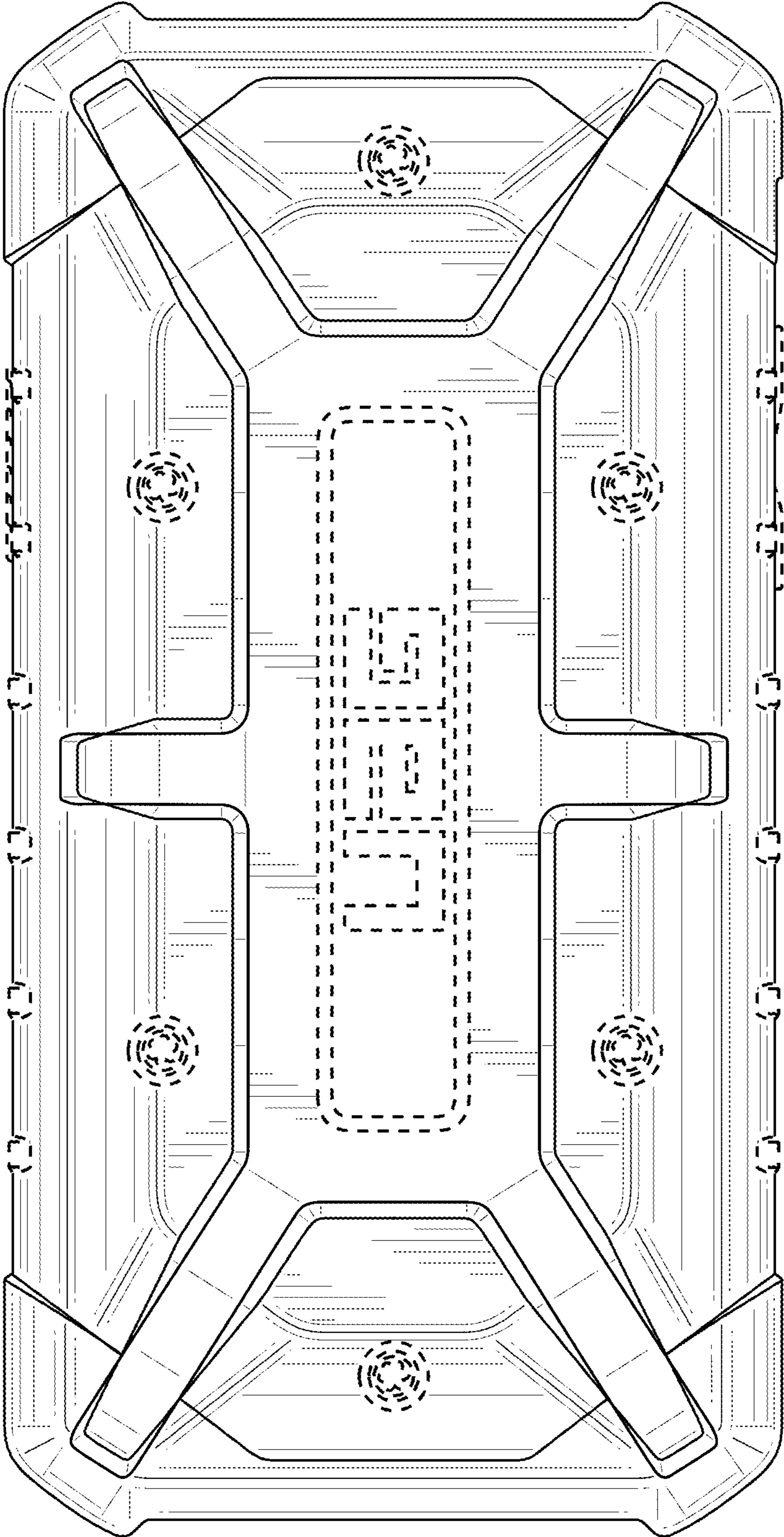


FIG. 4

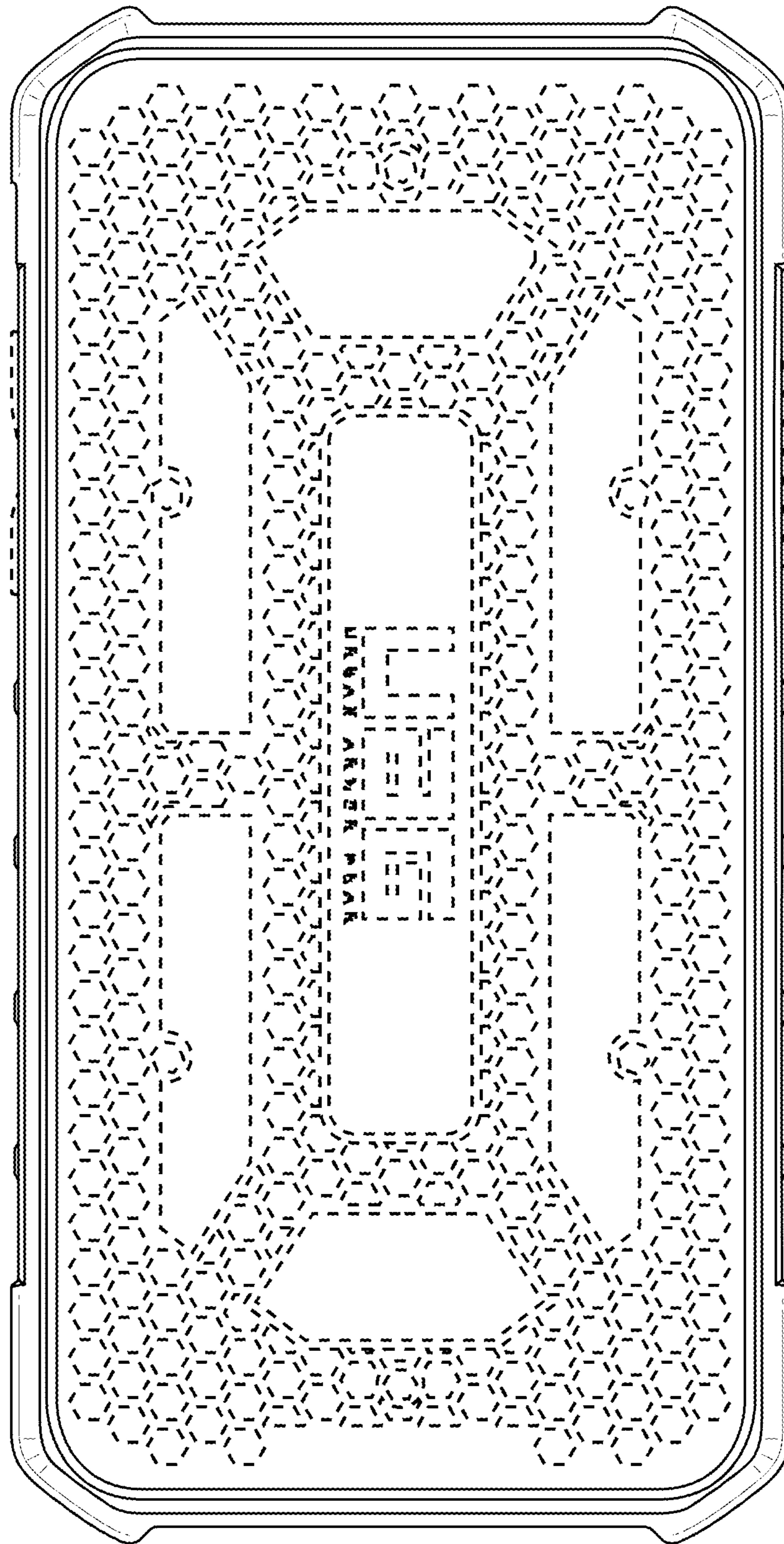


FIG. 5

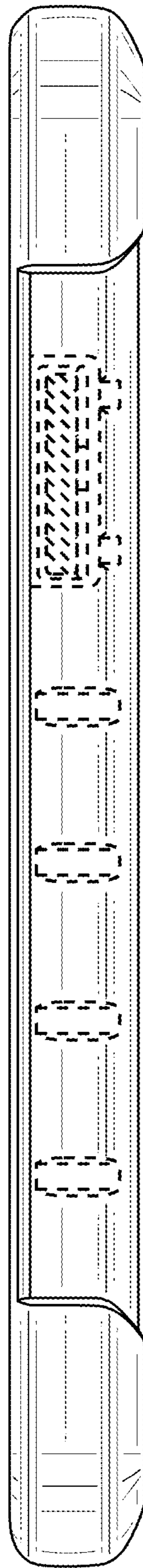


FIG. 6

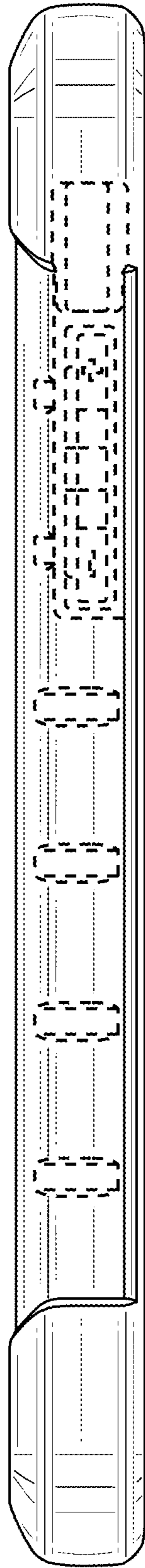


FIG. 7

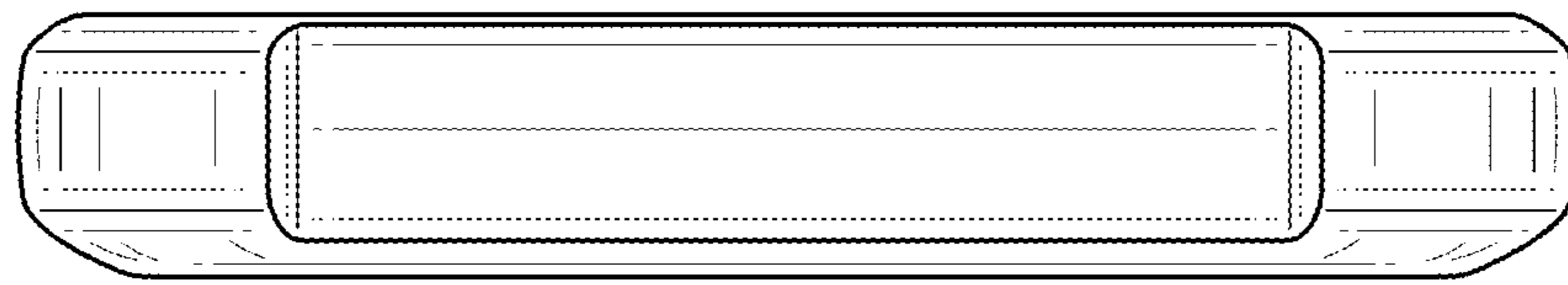


FIG. 8

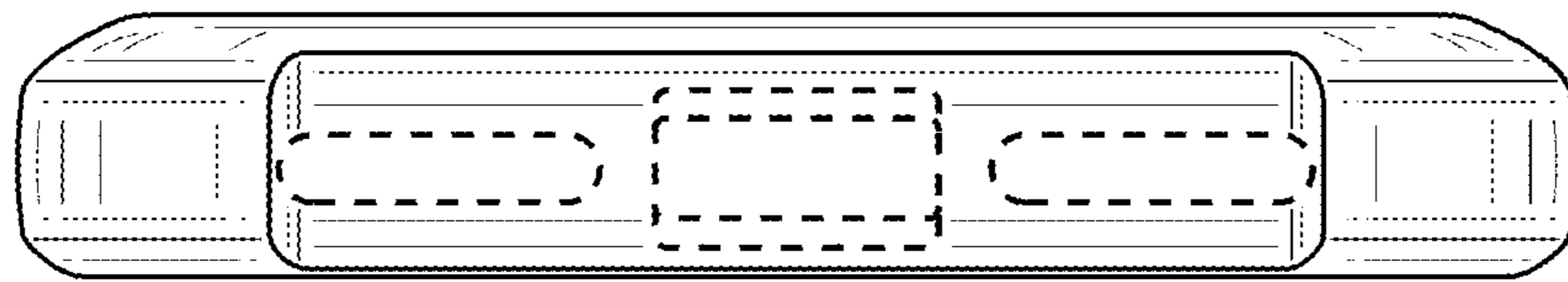


FIG. 9