



US00D887977S

(12) **United States Design Patent**
Weinstein et al.

(10) **Patent No.:** **US D887,977 S**
(45) **Date of Patent:** **** Jun. 23, 2020**

- (54) **CHARGING DEVICE**
- (71) Applicant: **FLI Charge, LLC.**, Lake Forest, IL (US)
- (72) Inventors: **Cliff Weinstein**, Lake Forest, IL (US);
Sam Leffell, Lake Forest, IL (US);
James Byun, Lake Forest, IL (US);
Craig Leahy, Lake Forest, IL (US)
- (73) Assignee: **FLI Charge, LLC**, Lake Forest, IL (US)
- (**) Term: **15 Years**
- (21) Appl. No.: **29/699,643**
- (22) Filed: **Jul. 26, 2019**

Related U.S. Application Data

- (63) Continuation of application No. 15/995,897, filed on Jun. 1, 2018.
- (51) **LOC (12) Cl.** **13-02**
- (52) **U.S. Cl.**
USPC **D13/108**
- (58) **Field of Classification Search**
USPC D13/107-108, 110, 118, 184; D14/251, D14/253, 432, 434
CPC .. H02J 50/00; H02J 50/10; H02J 50/12; H02J 50/50; H02J 50/80; H02J 7/025; H02J 5/00; H02J 5/005; H02J 7/0042; H02J 7/0044; H02J 7/0045; H02J 7/00032; H02J 7/00034
See application file for complete search history.

(56) **References Cited**

U.S. PATENT DOCUMENTS

- 7,932,638 B2 4/2011 Randall
- 7,986,059 B2 7/2011 Randall

D656,096 S *	3/2012	Sasada	D13/108
D673,110 S *	12/2012	Sasada	D13/108
D708,132 S *	7/2014	Wen	D13/108
D731,967 S *	6/2015	Tuhkanen	D13/108
D736,706 S *	8/2015	Huang	D13/108
D762,168 S *	7/2016	Sandoval	D13/107
D782,415 S *	3/2017	Zhang	D13/108
D783,525 S *	4/2017	Gupta	D13/108
D788,034 S *	5/2017	Gschwandtl	D13/108
D790,492 S *	6/2017	Chaivoraporn	D13/184
D794,556 S *	8/2017	Liao	D13/107
D808,901 S *	1/2018	Kelly	D13/107
D816,029 S *	4/2018	Dai	D13/108
D821,309 S *	6/2018	Barnard	D13/108
D822,599 S *	7/2018	Zhong	D13/108
D824,329 S *	7/2018	Conocenti	D13/108
D826,151 S *	8/2018	Akana	D13/108
D836,543 S *	12/2018	Sun	D13/108
D850,372 S *	6/2019	Kong	D13/108
D853,959 S *	7/2019	Miller	D13/108
D855,567 S *	8/2019	Cai	D13/108
D859,307 S *	9/2019	Campos	D13/108
2016/0043584 A1 *	2/2016	Sun	H01M 2/1044 320/107
2019/0007531 A1 *	1/2019	Wang	G04G 17/08

(Continued)

Primary Examiner — Rosemary K Tarcza
(74) *Attorney, Agent, or Firm* — Honigman LLP

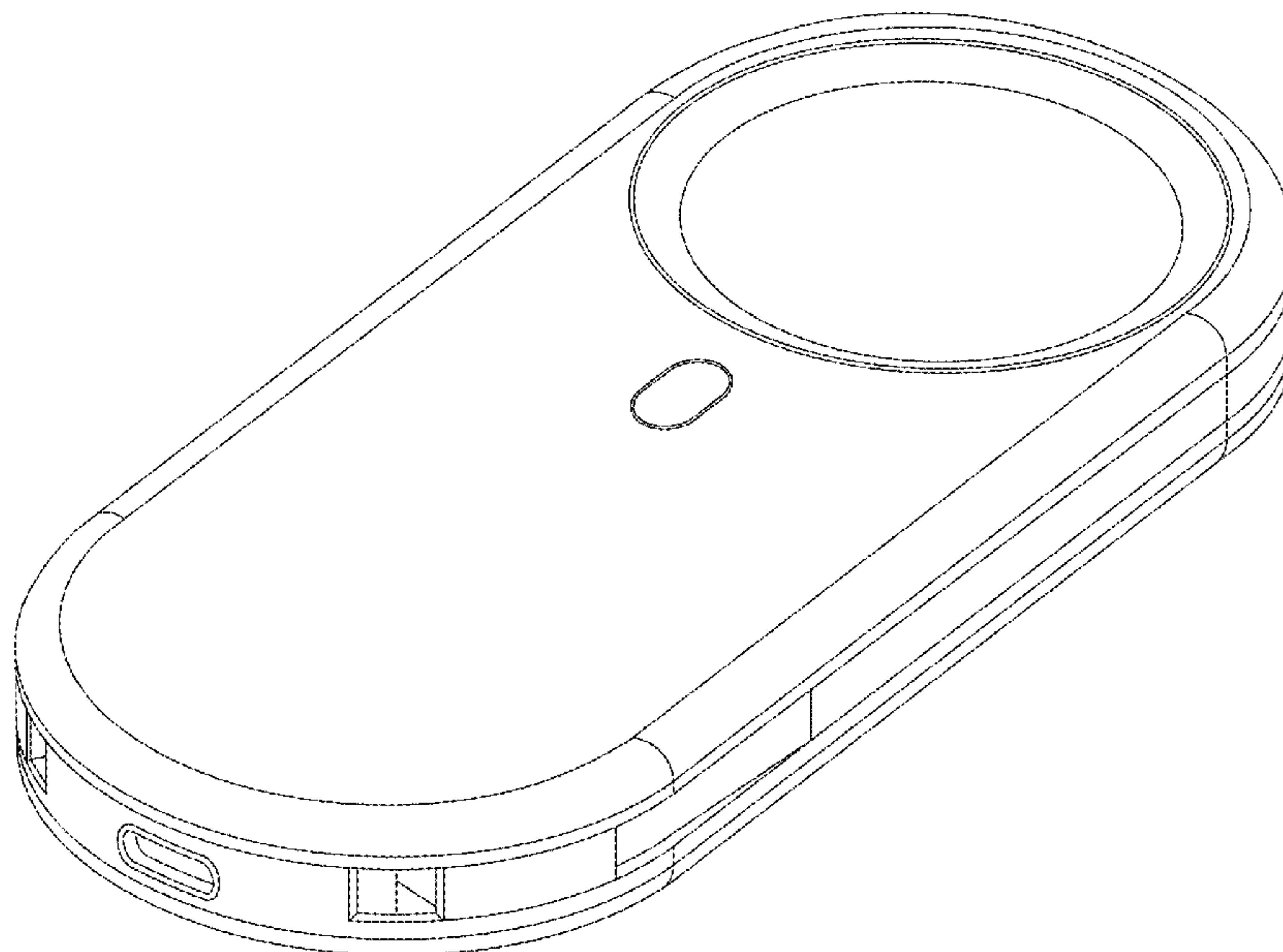
(57) **CLAIM**

We claim the ornamental design for a charging device, as shown and described.

DESCRIPTION

FIG. 1 is a perspective view showing the front, left side, and bottom of a charging device, showing our new design; FIG. 2 is a perspective view showing the front, right side, and bottom of the charging device of FIG. 1; FIG. 3 is a front view of the charging device of FIG. 1; and, FIG. 4 is a rear view of the charging device of FIG. 1.

1 Claim, 4 Drawing Sheets



(56)

References Cited

U.S. PATENT DOCUMENTS

2019/0239682 A1* 8/2019 Lee H01M 10/488
2019/0372377 A1* 12/2019 Weinstein H02J 7/0042

* cited by examiner

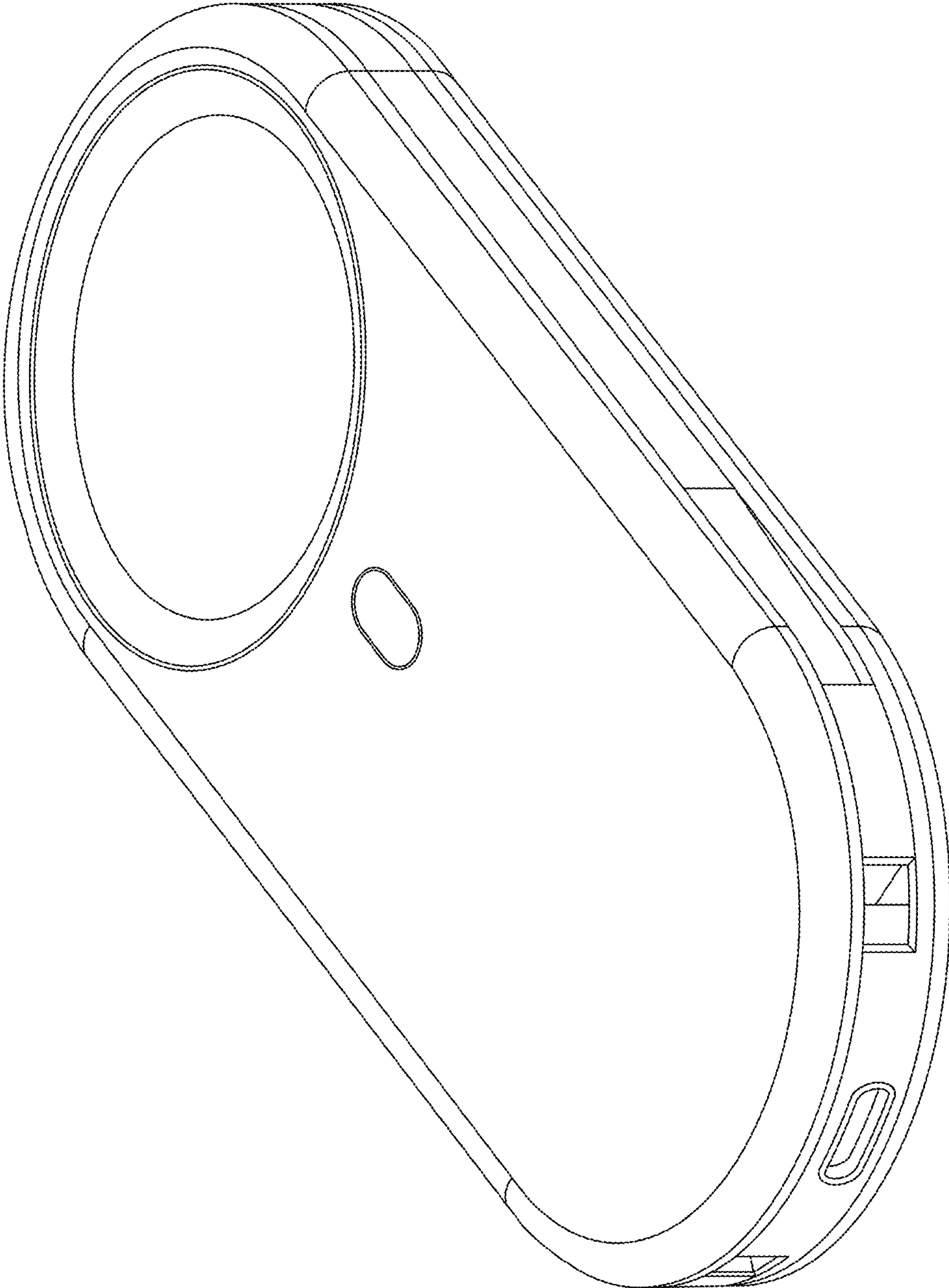


Fig-1

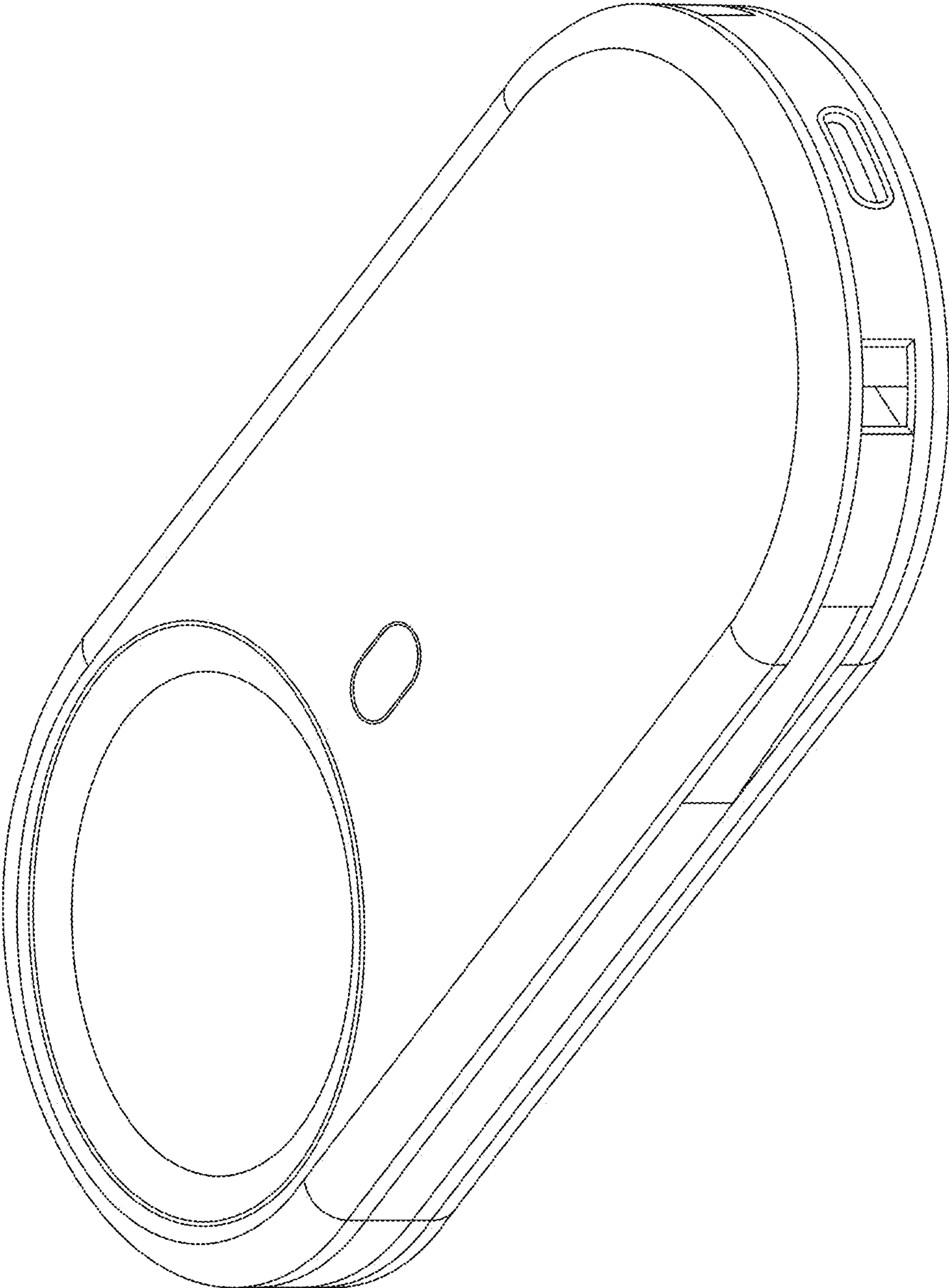


Fig-2

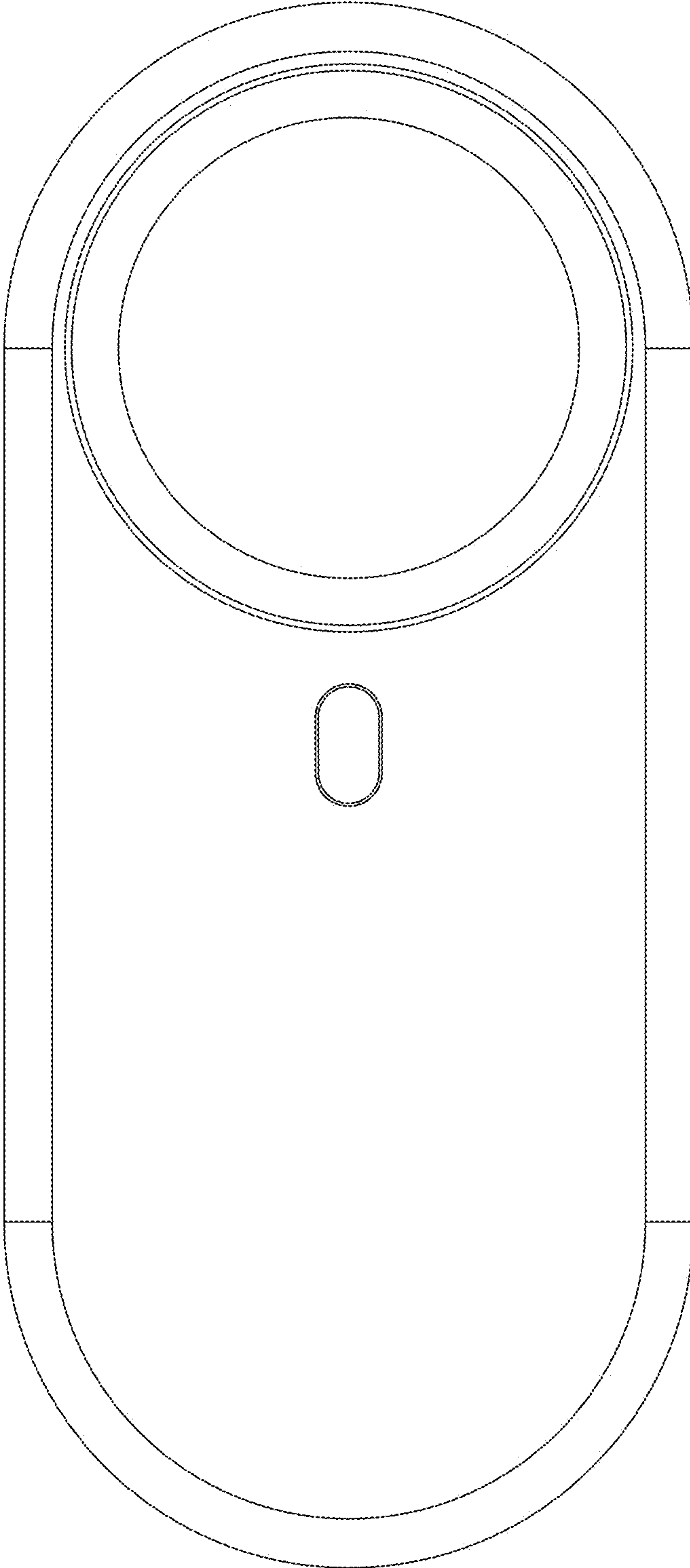


Fig-3




Fig-4