



US00D887967S

(12) **United States Design Patent** (10) **Patent No.:** **US D887,967 S**
Chang et al. (45) **Date of Patent:** **** Jun. 23, 2020**

(54) **SOLAR CELL MODULE**

(71) Applicant: **LG ELECTRONICS INC.**, Seoul (KR)

(72) Inventors: **Jaewon Chang**, Seoul (KR); **Jinsung Kim**, Seoul (KR)

(73) Assignee: **LG Electronics Inc.**, Seoul (KR)

(**) Term: **15 Years**

(21) Appl. No.: **35/506,299**

(22) Filed: **Jul. 9, 2018**

(80) **Hague Agreement Data**

Int. Filing Date: **Jul. 9, 2018**

Int. Reg. No.: **DM/102224**

Int. Reg. Date: **Jul. 9, 2018**

Int. Reg. Pub. Date: **Jan. 11, 2019**

(30) **Foreign Application Priority Data**

Jan. 11, 2018 (KR) 30-2018-0001794

(51) **LOC (12) Cl.** **13-02**

(52) **U.S. Cl.**
USPC **D13/102**

(58) **Field of Classification Search**

USPC D13/102-110, 118-19, 184, 199;
D14/356, 432

CPC Y02E 10/50; Y02E 10/47; Y02E 60/12;
H02S 10/40; H02S 30/20; H02S 40/34;
Y02T 90/14; Y02T 90/122; Y02T 90/128;
Y02T 90/163; H02J 7/025; H02J 7/0042;
H02J 7/0044; H02J 7/0045; H02J 7/0003;
H01F 38/14; H01R 13/6675; H01M
2/1022; H01M 2/1055; H01M 10/44;
H01M 10/46; H01M 10/425; B60L
11/182

See application file for complete search history.

(56) **References Cited**

U.S. PATENT DOCUMENTS

D469,058 S *	1/2003	Shugar	D13/102
D524,727 S *	7/2006	Yamashita	D13/102
D652,375 S *	1/2012	Kannou	D13/102
D810,675 S *	2/2018	Detrick	D13/102
D814,402 S *	4/2018	Cheung	D13/102
D815,031 S *	4/2018	Yang	D13/102
D832,203 S *	10/2018	Caswell	D13/102
D834,514 S *	11/2018	Zhang	D13/102
D835,031 S *	12/2018	Steinfeldt	D13/102
D839,180 S *	1/2019	Zhou	D13/102
D844,555 S *	4/2019	McLean	D13/103
D856,919 S *	8/2019	Zhou	D13/102

(Continued)

Primary Examiner — Nathaniel D. Buckner

(74) *Attorney, Agent, or Firm* — Birch, Stewart, Kolasch & Birch, LLP

(57) **CLAIM**

The ornamental design for a solar cell module, as shown and described.

DESCRIPTION

1. Solar cell module

Reproduction **1.1** is a front perspective view of the solar cell module;

Reproduction **1.2** is a front view thereof;

Reproduction **1.3** is a back view thereof;


Reproduction **1.4** is a left view thereof where the right view is a mirror image;

Reproduction **1.5** is a top view thereof where the bottom view is a mirror image; and

Reproduction **1.6** is an enlarged fragmentary view of the upper right part thereof.

The dash-dash broken lines depict portions of the solar cell module that form no part of the claimed design; the dash-dot-dash broken lines define the boundary of the claimed design and form no part thereof; the dash-dot-dot-dash broken line in reproduction **1.6** depict the area of enlargement and form no part of the claimed design.

1 Claim, 6 Drawing Sheets



(56)


References Cited

U.S. PATENT DOCUMENTS


2017/0077343 A1* 3/2017 Morad H01L 31/0201
2019/0296171 A1* 9/2019 Chang H02S 40/34

* cited by examiner

1.1



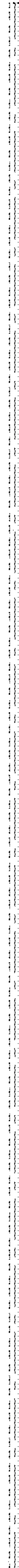
1.2



1.3



1.4



1.5

1.6

