



US00D887927S

(12) **United States Design Patent** (10) **Patent No.:** **US D887,927 S**  
**Platto et al.** (45) **Date of Patent:** **\*\* Jun. 23, 2020**

(54) **VEHICLE FRONT UPPER GRILLE**

(71) Applicant: **Ford Global Technologies, LLC,**  
Dearborn, MI (US)

(72) Inventors: **Gordon Platto,** Troy, MI (US); **Sean Tant,** Livonia, MI (US); **Joshua Henry,** Detroit, MI (US); **Rick Howard,** Brighton, MI (US)

(73) Assignee: **Ford Global Technologies, LLC,**  
Dearborn, MI (US)

(\*\*) Term: **15 Years**

(21) Appl. No.: **29/678,020**

(22) Filed: **Jan. 25, 2019**

(51) **LOC (12) Cl.** ..... **12-16**

(52) **U.S. Cl.**  
USPC ..... **D12/183**

(58) **Field of Classification Search**  
USPC ..... D12/163, 196, 86, 90-92, 169, 190, 98,  
D12/164; 293/102, 113, 115, 117, 120,  
293/193.11; 296/180.1, 180.2; 180/68.1,  
180/68.6  
CPC ..... B60R 19/52; B60K 11/08; B62D 25/08;  
B62B 9/16

See application file for complete search history.

(56) **References Cited**

**U.S. PATENT DOCUMENTS**

D533,485 S 12/2006 Schiavone et al.  
D607,786 S 1/2010 Golden et al.  
D607,787 S 1/2010 Golden et al.  
D685,697 S 7/2013 Platto et al.  
D775,000 S 12/2016 Platto et al.

D775,001 S 12/2016 Platto et al.  
D775,002 S 12/2016 Platto et al.  
D805,967 S 12/2017 Platto et al.  
D811,282 S \* 2/2018 Platto ..... D12/163  
D811,283 S \* 2/2018 Platto ..... D12/163  
D819,513 S \* 6/2018 Bucher ..... D12/163  
D822,547 S \* 7/2018 Platto ..... D12/163  
D822,548 S \* 7/2018 Platto ..... D12/163  
D823,180 S \* 7/2018 Platto ..... D12/163  
D823,181 S \* 7/2018 Bucher ..... D12/163  
D840,283 S \* 2/2019 Platto ..... D12/163  
D840,284 S \* 2/2019 Platto ..... D12/163  
D853,899 S \* 7/2019 Dewitt ..... D12/163  
D853,900 S \* 7/2019 Dewitt ..... D12/163

\* cited by examiner

*Primary Examiner* — Melody N Brown

(74) *Attorney, Agent, or Firm* — Vichit Chea

(57) **CLAIM**

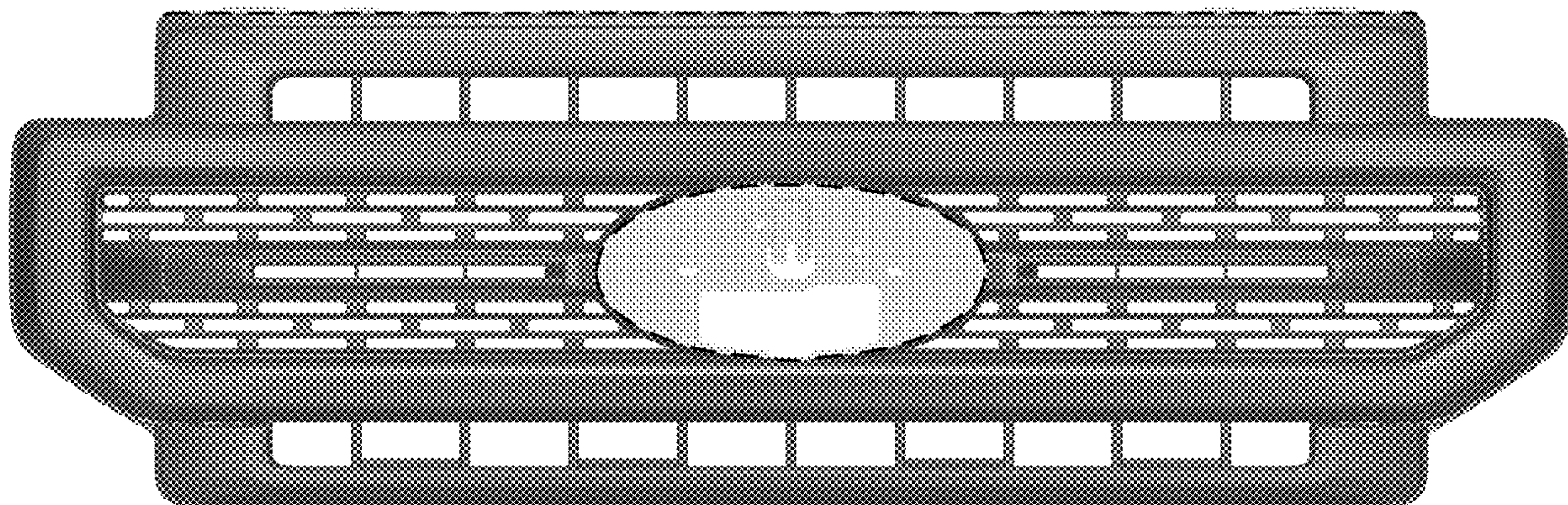
The ornamental design for a vehicle front upper grille, as shown and described.

**DESCRIPTION**

FIG. 1 is a front elevational view of a vehicle front upper grille, showing our new design;  
FIG. 2 is a left side elevational view thereof;  
FIG. 3 is a right side elevational view thereof;  
FIG. 4 is a top plan view thereof;  
FIG. 5 is a bottom plan view thereof;  
FIG. 6 is a top, front and left side perspective view thereof;  
and,  
FIG. 7 is a bottom, front and left side perspective view thereof.

The broken line portions of the grille shown throughout the drawing views are for environmental and illustrative purposes only and form no part of the claimed design.

**1 Claim, 7 Drawing Sheets**





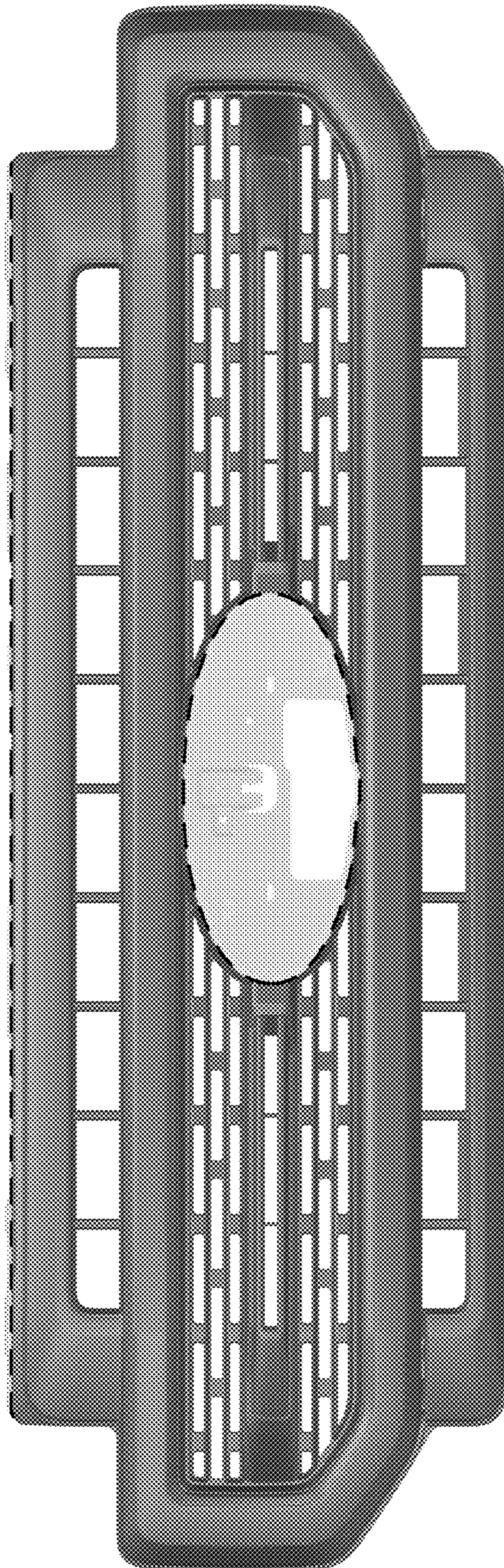


Fig.1



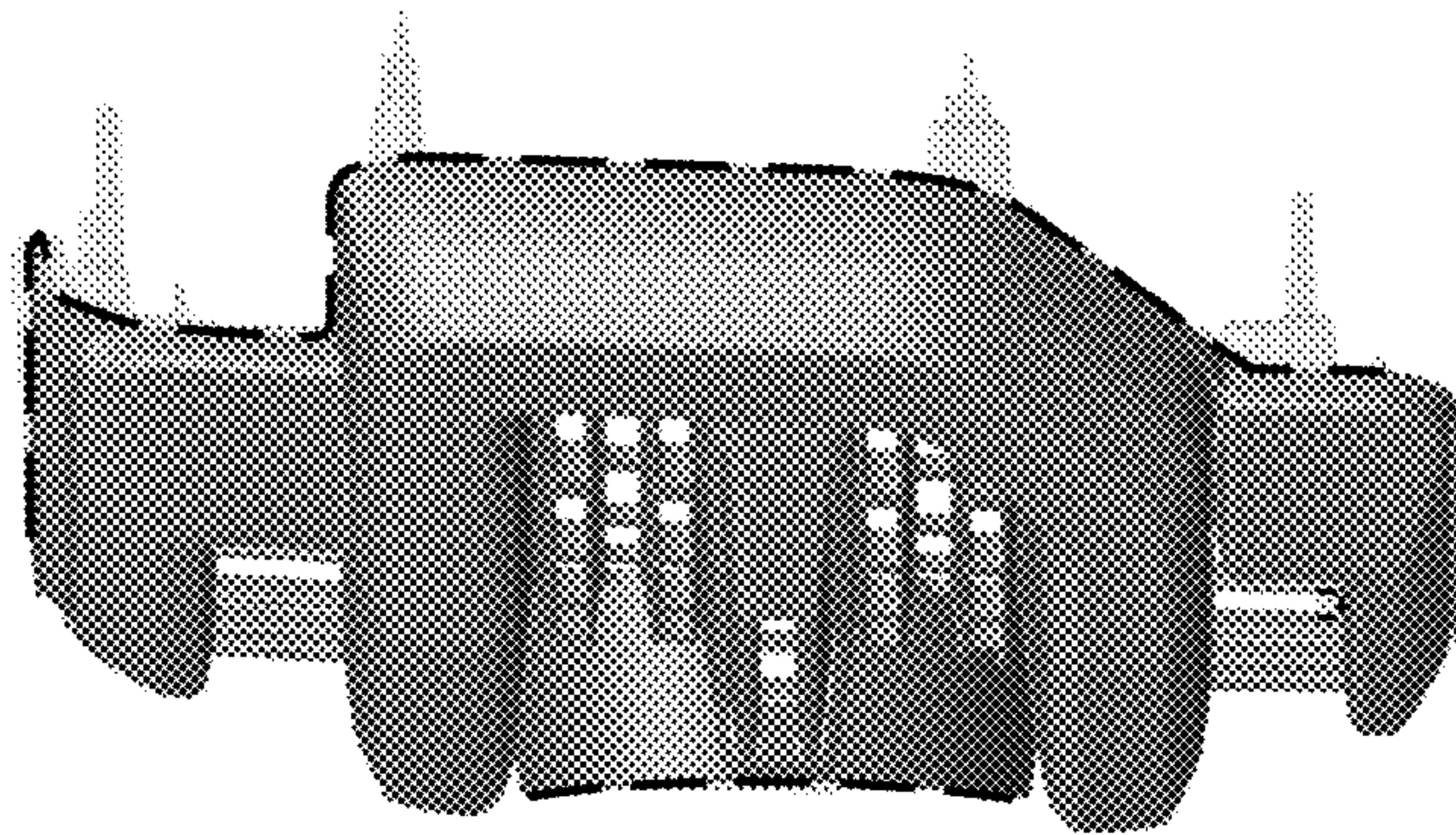


Fig. 2

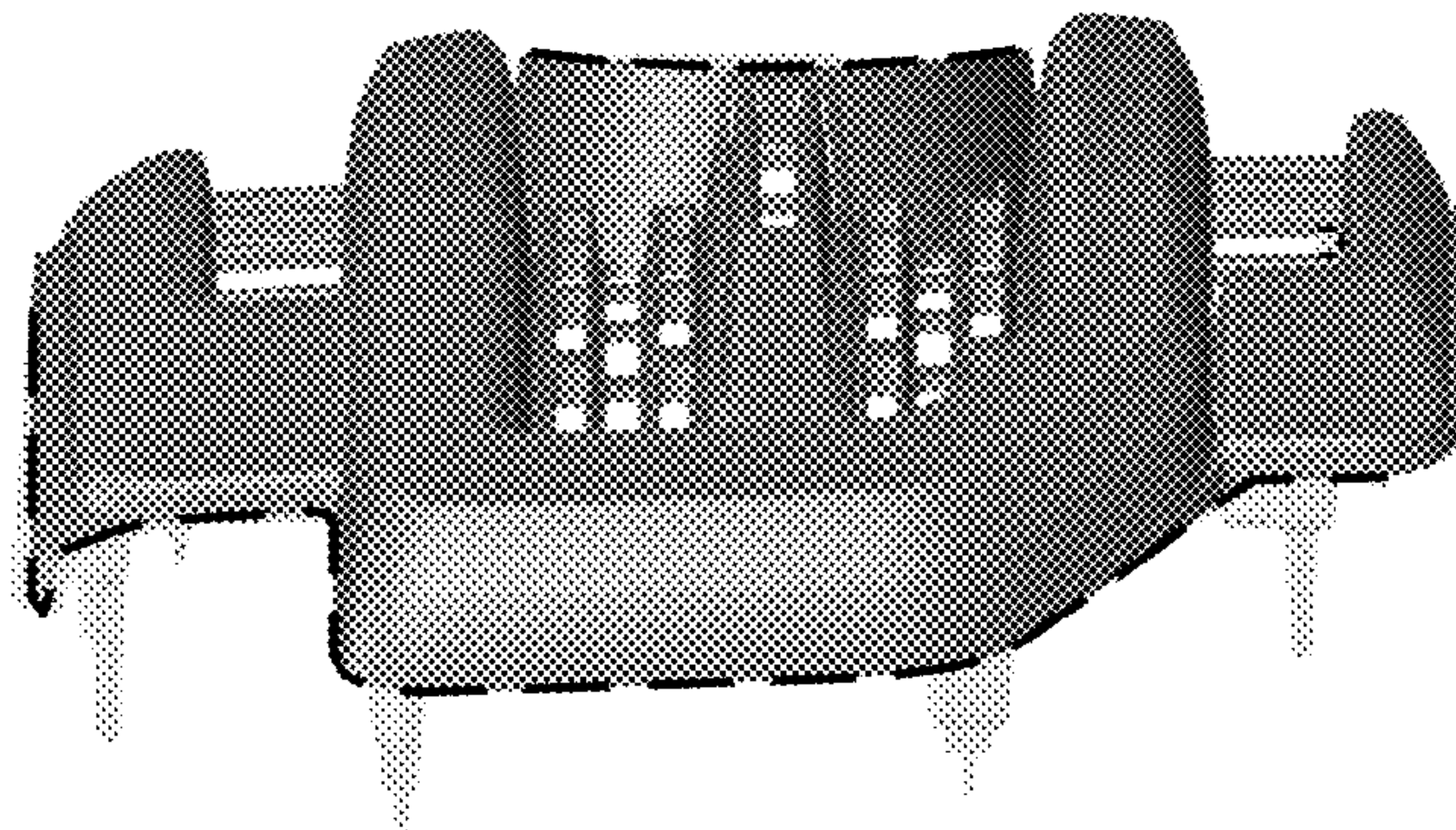


Fig. 3


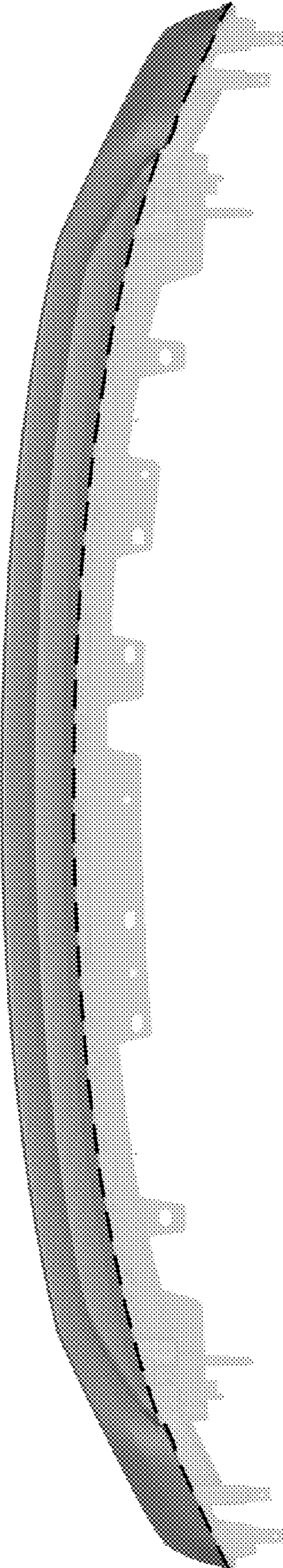


Fig.4



Fig. 5





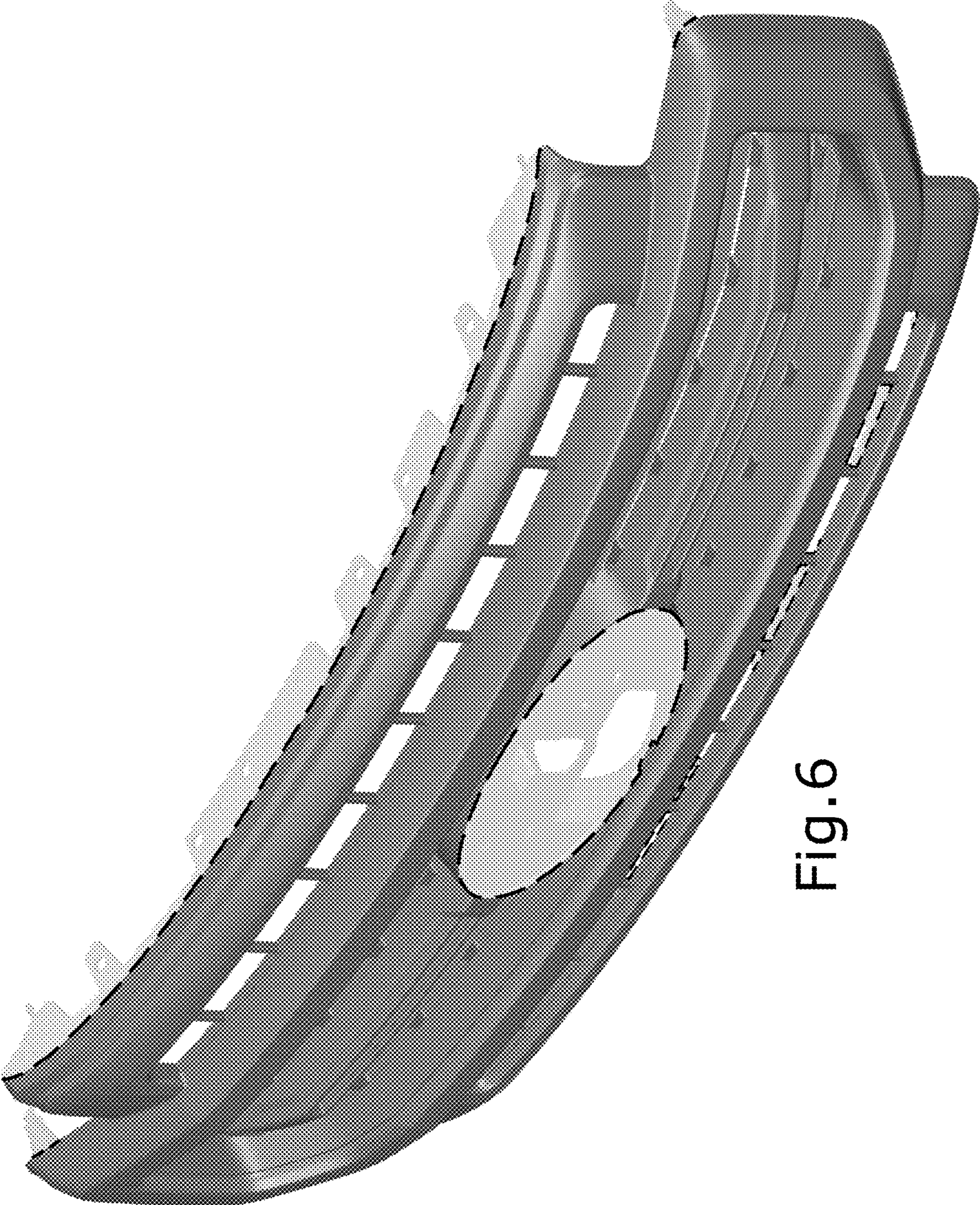


Fig. 6



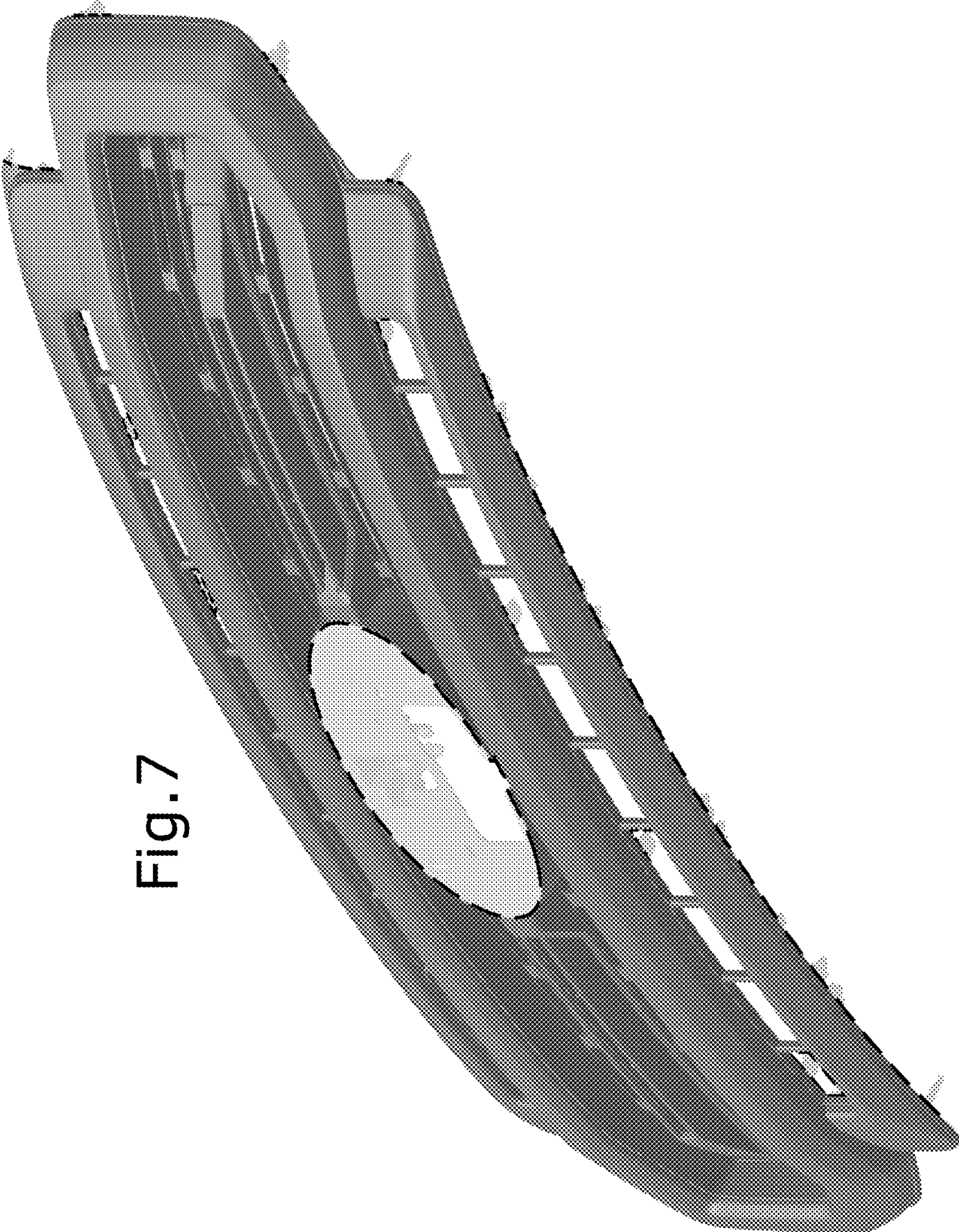


Fig. 7