



US00D887918S

(12) **United States Design Patent**
Lee et al.

(10) **Patent No.:** **US D887,918 S**
(45) **Date of Patent:** **** Jun. 23, 2020**

(54) **FRONT BUMPER FOR AN AUTOMOBILE**

(71) Applicant: **Nissan Motor Co., Ltd.**, Yokohama,
Kanagawa (JP)

(72) Inventors: **Ilwon Lee**, San Diego, CA (US);
Kenichiro Koizumi, Tokyo (JP)

(73) Assignee: **Nissan Motor Co., Ltd.**, Yokohama
(JP)

(**) Term: **15 Years**

(21) Appl. No.: **29/682,534**

(22) Filed: **Mar. 6, 2019**

(30) **Foreign Application Priority Data**

Sep. 7, 2018 (JP) 2018-019628

(51) **LOC (12) Cl.** **12-16**

(52) **U.S. Cl.**
USPC **D12/169**

(58) **Field of Classification Search**
USPC D12/169, 164, 196, 171, 163, 86, 90-92;
293/102, 113, 115, 117, 120; 296/180.1,
296/180.2
CPC B60R 19/02; B60R 19/04; B62D 25/08
See application file for complete search history.

(56) **References Cited**

U.S. PATENT DOCUMENTS

D670,216 S * 11/2012 Watanabe D12/169
D673,086 S * 12/2012 Frenzel D12/169
D678,138 S * 3/2013 Aikawa D12/169
D680,478 S * 4/2013 Munakata D12/169
D683,284 S * 5/2013 Yoshida D12/169

D698,707 S * 2/2014 Nakamura D12/169
D701,800 S * 4/2014 Campbell D12/169
D708,997 S * 7/2014 Koizumi D12/169
D740,729 S * 10/2015 Yamamoto D12/169
D745,446 S * 12/2015 Takahashi D12/169
D786,749 S * 5/2017 Oohashi D12/169
D793,928 S * 8/2017 Smock D12/169
D809,980 S * 2/2018 Tanaka D12/169
D824,819 S * 8/2018 Sukegawa D12/169
D824,822 S * 8/2018 Nakamura D12/169
D853,908 S * 7/2019 Melikian D12/169

* cited by examiner

Primary Examiner — Melody N Brown

(74) *Attorney, Agent, or Firm* — Global IP Counselors,
LLP

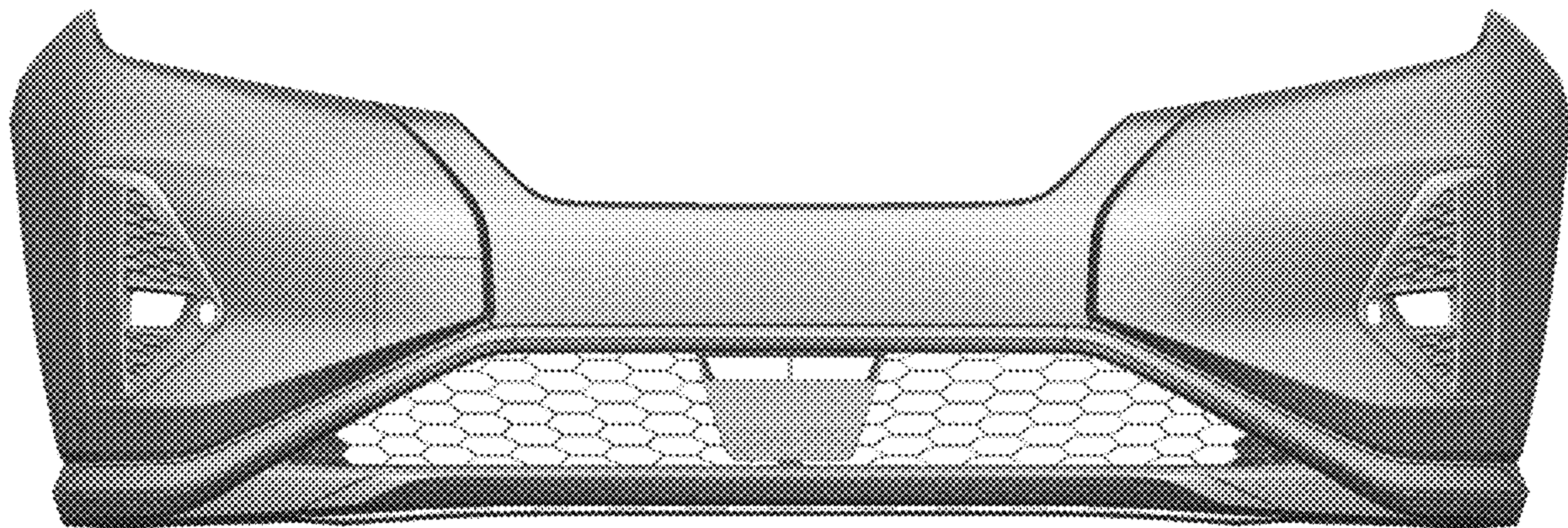
(57) **CLAIM**

The ornamental design for a front bumper for an automobile,
as shown and described.

DESCRIPTION

FIG. 1 is a front elevational view of a front bumper for an
automobile in accordance with our new design;
FIG. 2 is a top plan view thereof;
FIG. 3 is a bottom plan view thereof;
FIG. 4 is a left side elevational view thereof;
FIG. 5 is a right side elevational view thereof;
FIG. 6 is a bottom, front and left side perspective view
thereof; and;
FIG. 7 is a top, front and right side perspective view thereof.
The rear view of the front bumper forms no part of the
claimed design. The inside surfaces of the front bumper,
shown in broken lines in FIGS. 2, 6 and 7, form no part of
the claimed design since the inside surfaces are hidden when
the front bumper is mounted to the automobile.

1 Claim, 7 Drawing Sheets



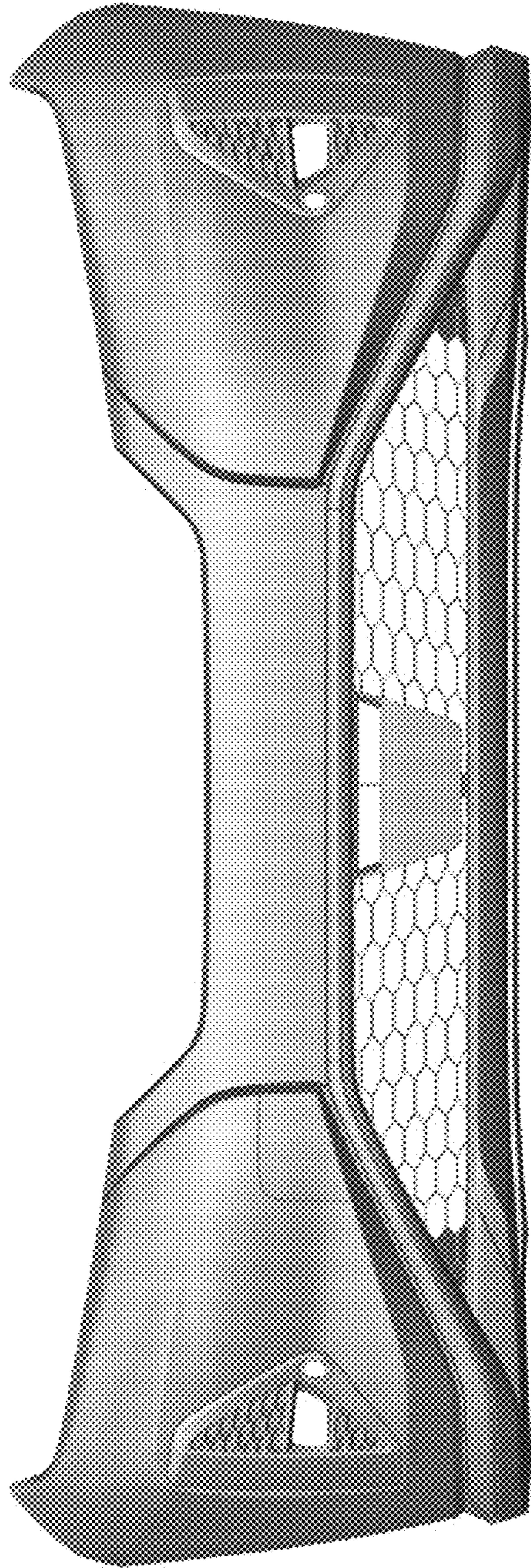


FIG. 1

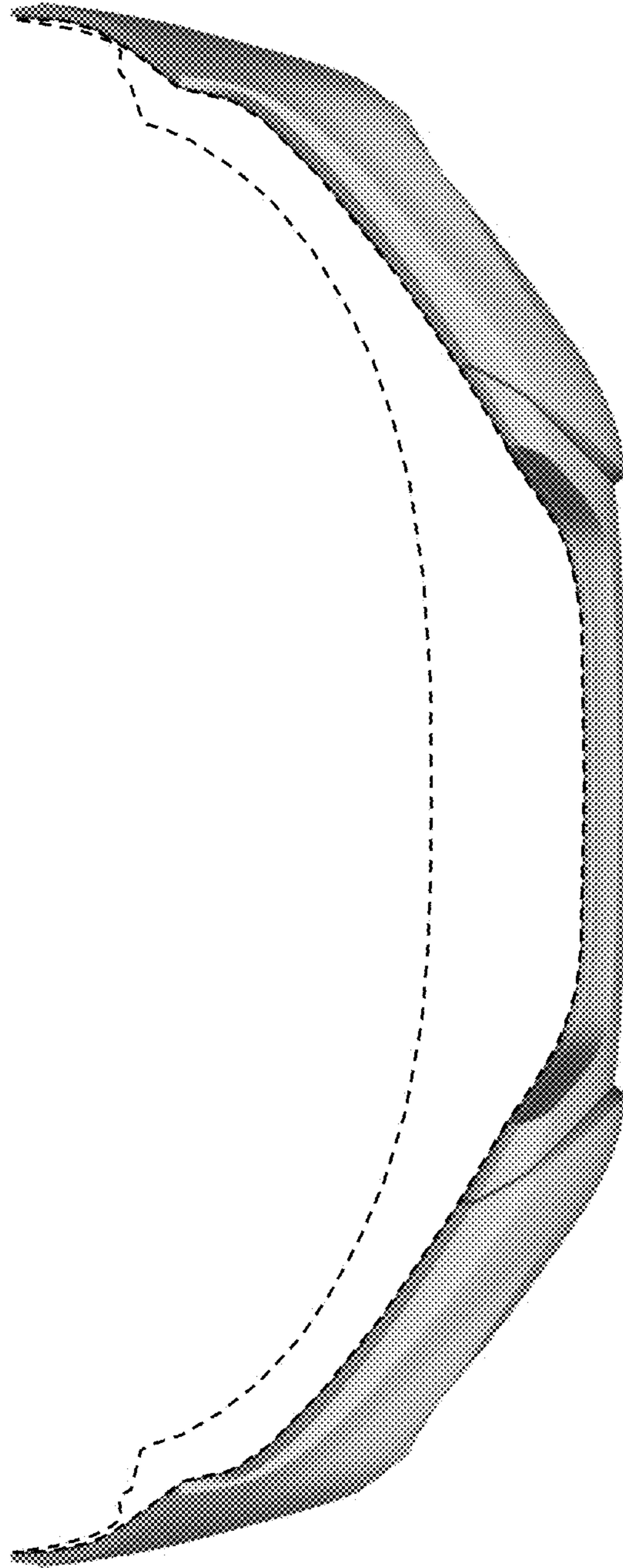


FIG. 2




FIG. 3




FIG. 4

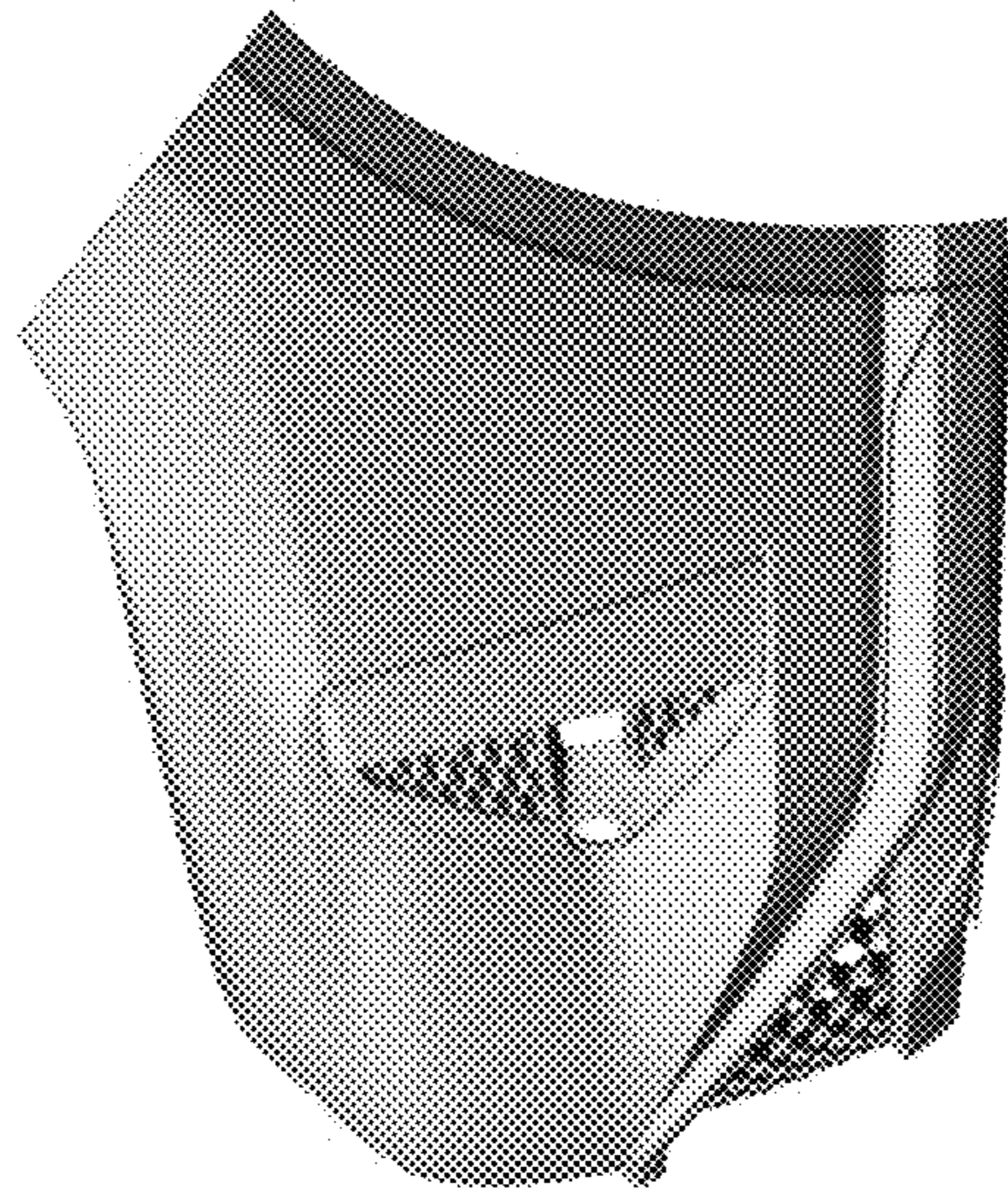


FIG. 5

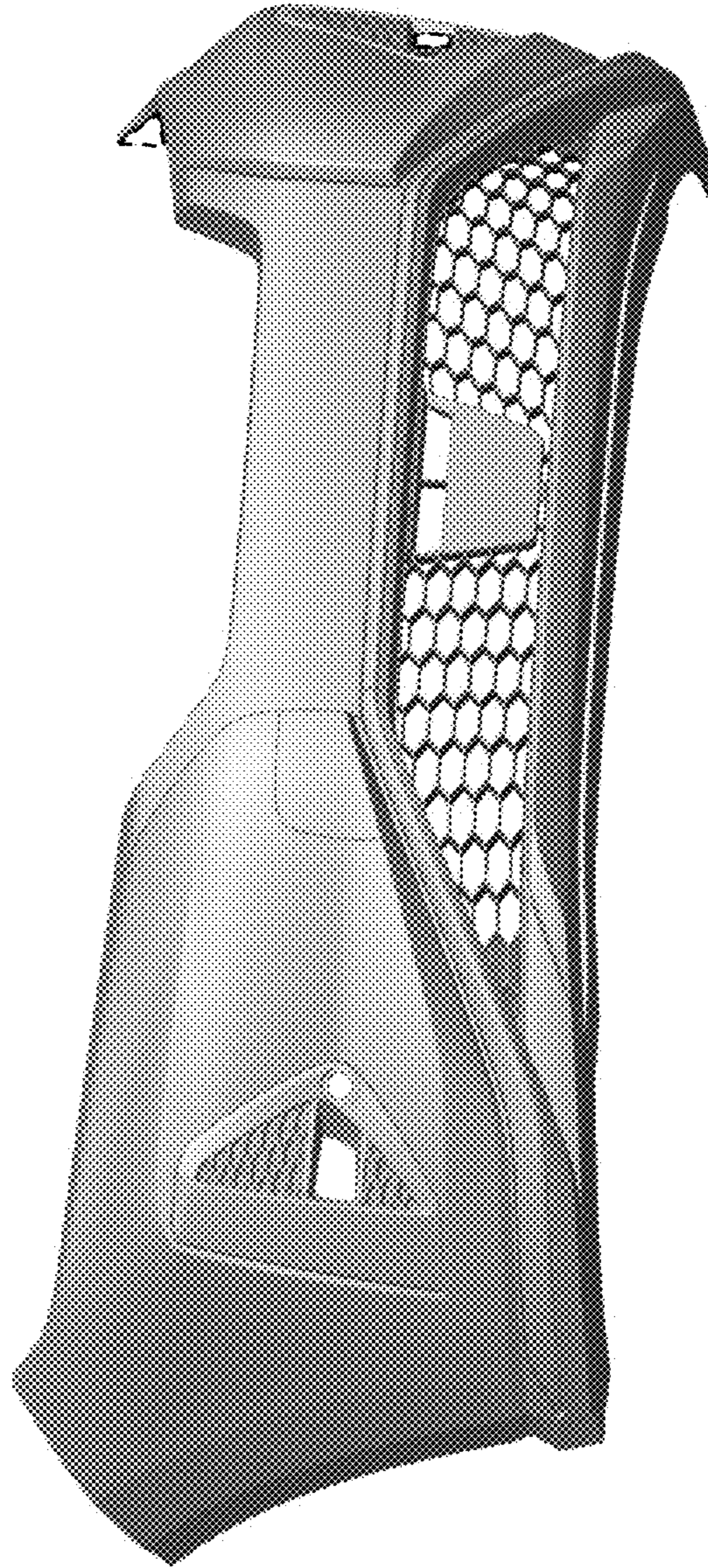


FIG. 6

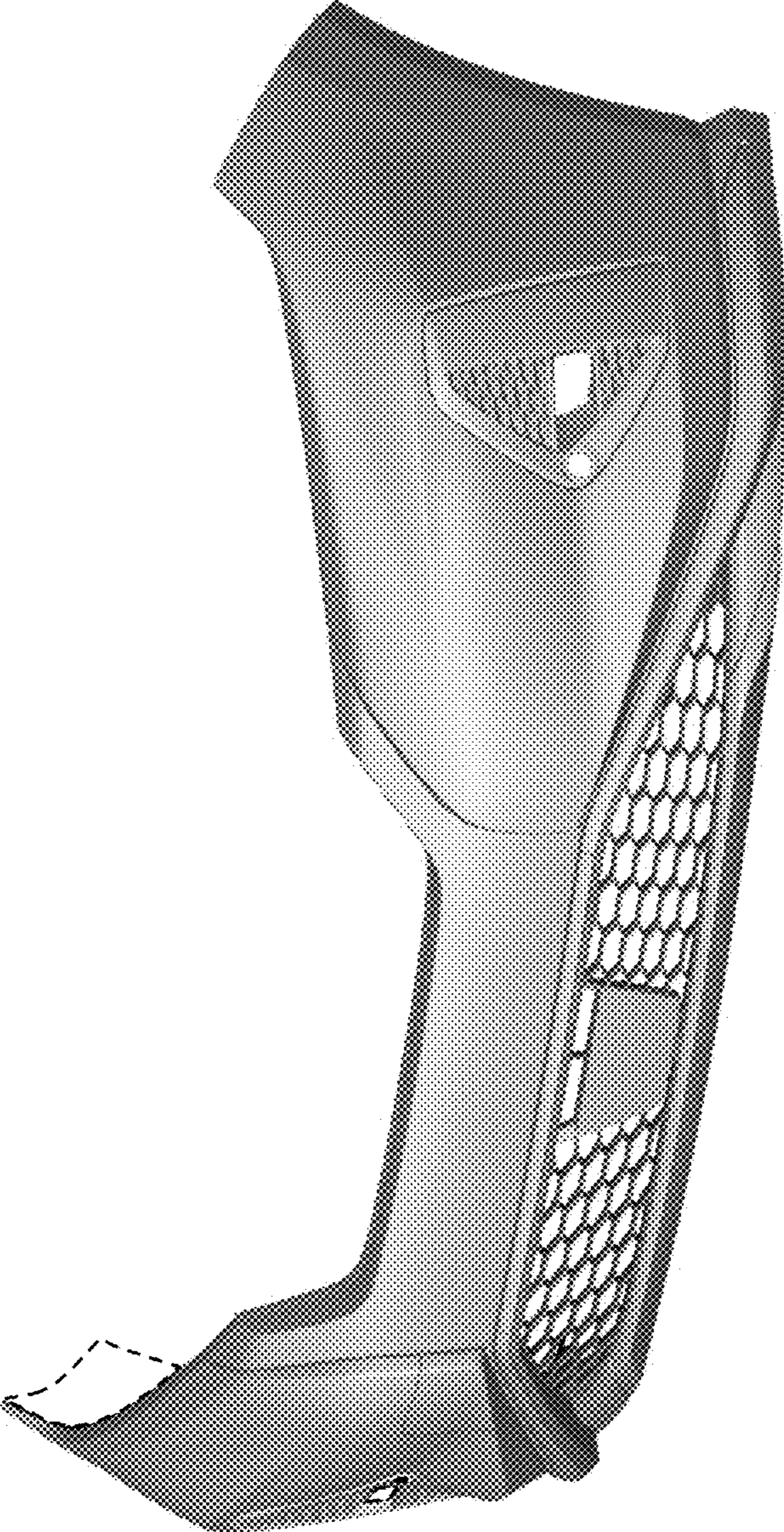


FIG. 7