



US00D887909S

(12) **United States Design Patent** (10) **Patent No.:** **US D887,909 S**
Caforio (45) **Date of Patent:** **** Jun. 23, 2020**

(54) **SEAT FOR DISABLED PERSONS**

(56) **References Cited**

(71) Applicant: **PRO MEDICARE S.R.L.**, Mesagne (IT)

U.S. PATENT DOCUMENTS

(72) Inventor: **Rosaria Eugenia Caforio**, Mesagne (IT)

D249,601 S * 9/1978 Burrige D6/333
 4,544,205 A * 10/1985 Molnar A47C 7/24
 297/223

(73) Assignee: **PRO MEDICARE S.R.L.**, Mesagne (BR) (IT)

D284,144 S * 6/1986 Pedersen D6/374
 D399,353 S * 10/1998 Krass D6/375
 6,032,975 A * 3/2000 Hanson A61G 5/00
 280/250.1

(**) Term: **15 Years**

D507,769 S * 7/2005 Terzo D12/133
 D598,680 S * 8/2009 Birk D12/133
 D720,261 S * 12/2014 Mascull D12/128
 D821,927 S * 7/2018 Wills D12/133
 D823,177 S * 7/2018 Wills D12/133

(21) Appl. No.: **35/505,734**

* cited by examiner

(22) Filed: **Mar. 28, 2018**

(80) **Hague Agreement Data**

Primary Examiner — Darlington Ly

Int. Filing Date: **Mar. 28, 2018**

(74) *Attorney, Agent, or Firm* — Howson & Howson LLP

Int. Reg. No.: **DM/100623**

Int. Reg. Date: **Mar. 28, 2018**

Int. Reg. Pub. Date: **Sep. 28, 2018**

(57) **CLAIM**

The ornamental design for a seat for disabled persons, as shown and described.

(30) **Foreign Application Priority Data**

DESCRIPTION

Oct. 2, 2017 (EM) 004382059

(51) **LOC (12) Cl.** **12-12**

(52) **U.S. Cl.**

USPC **D12/133; D6/601**

(58) **Field of Classification Search**

USPC D6/595–601, 604, 605; D7/803, 809;
D12/133; D21/553.2, 553.5; D24/183,
D24/190–193

CPC A47G 9/10; A47G 9/1009; A47G 9/1027;
A47G 9/1036; A47G 9/1045; A47G
9/1063; A47G 9/1072; A47G 9/1081;
A47G 9/109; A47G 2009/1018

See application file for complete search history.

1. Seat for disabled persons

1.1 is a perspective view of a seat for disabled persons showing my new design;

1.2 is a top plan view thereof;

1.3 is a bottom plan view thereof;

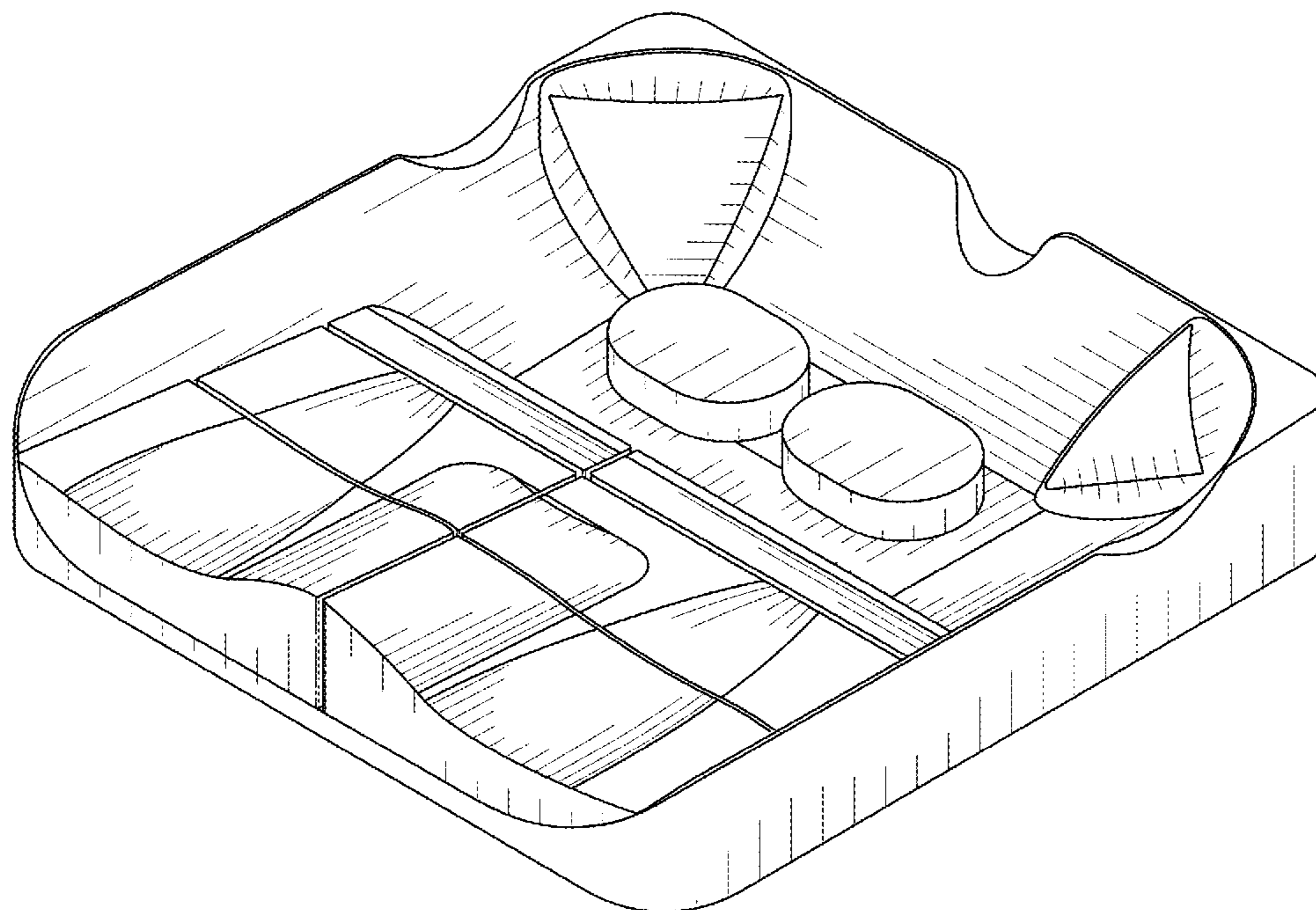
1.4 is a front elevation view thereof;

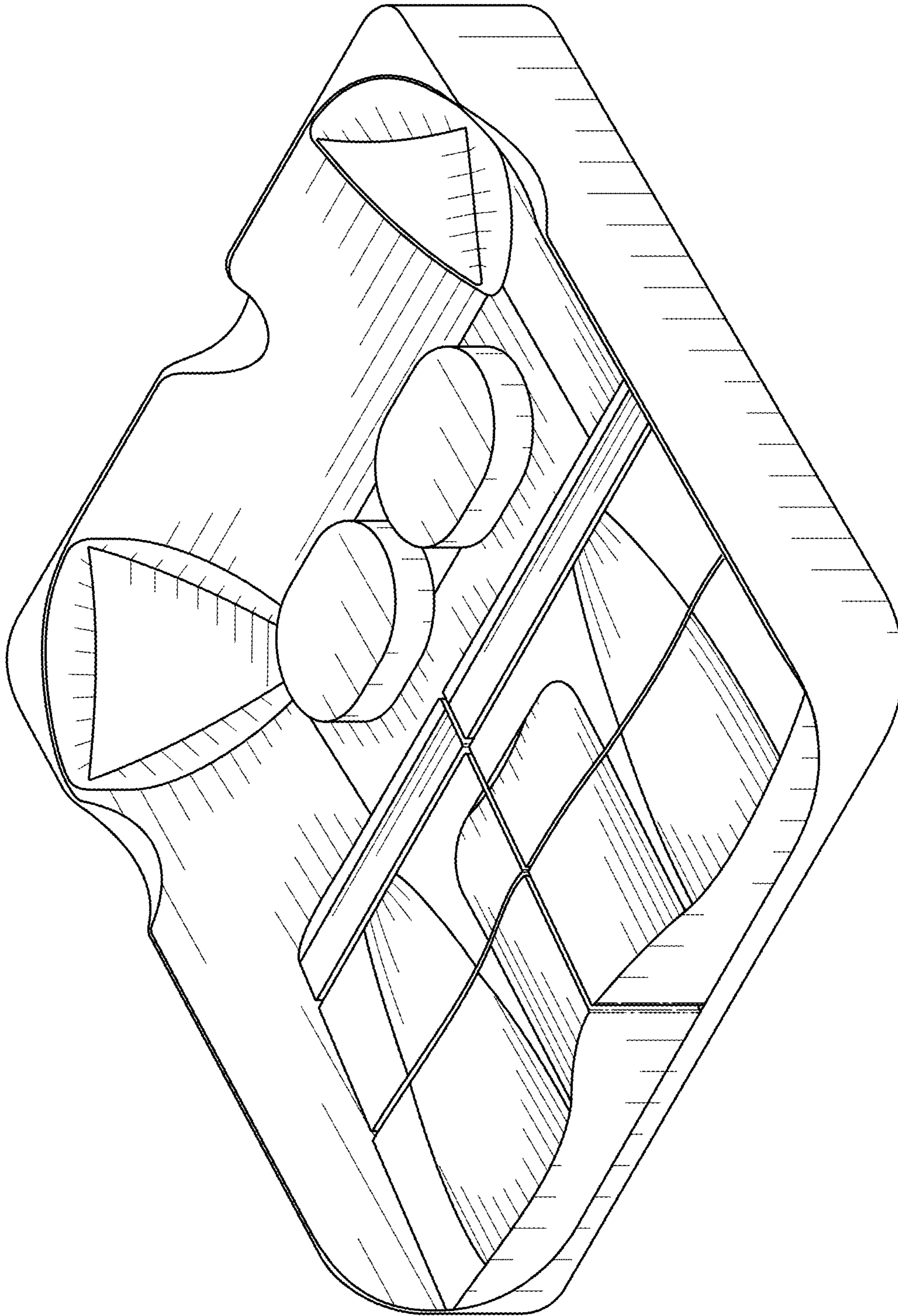
1.5 is a rear elevation view thereof;

1.6 is a left side elevation view thereof; and

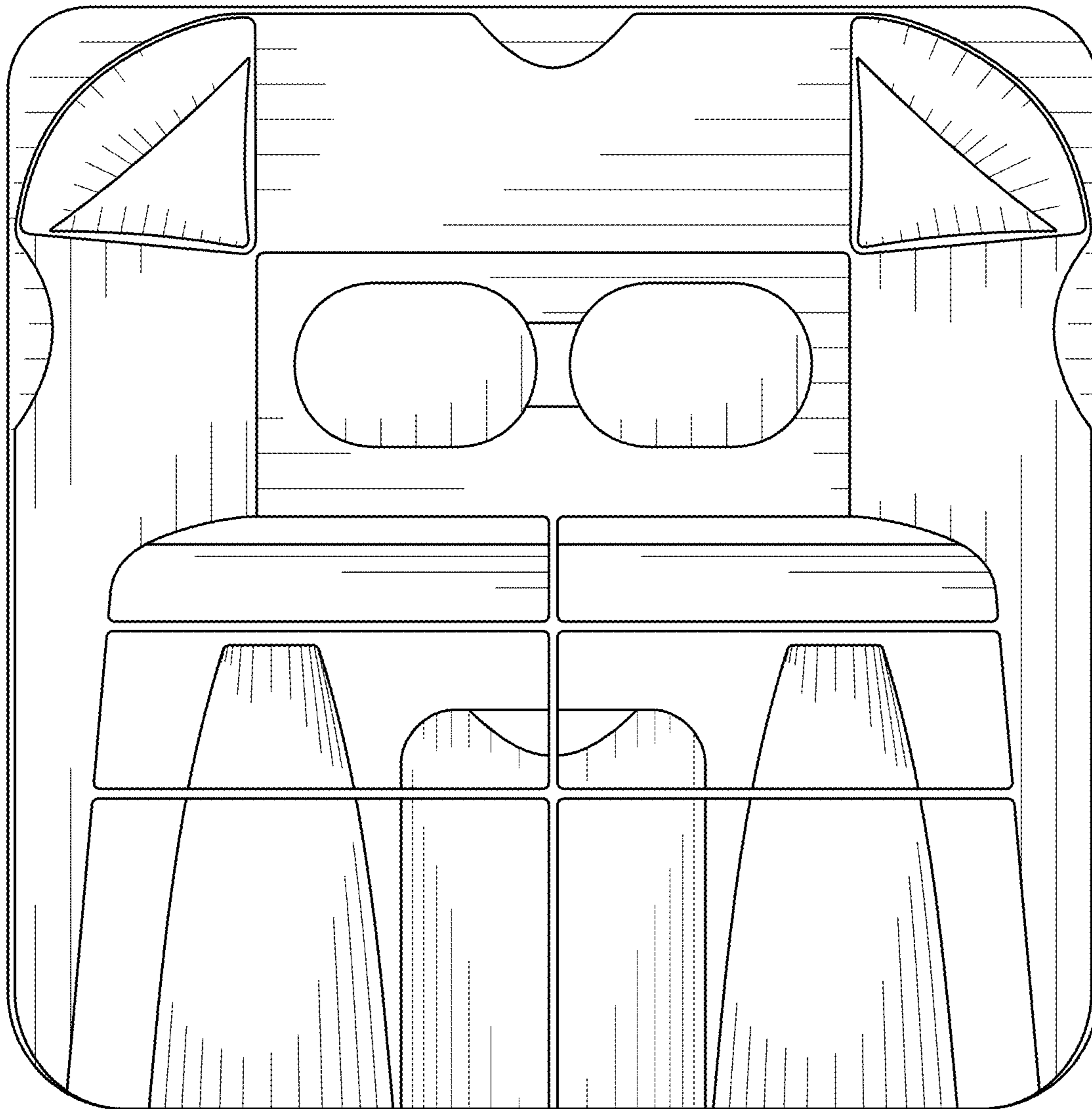
1.7 is a right side elevation view thereof.

1 Claim, 5 Drawing Sheets

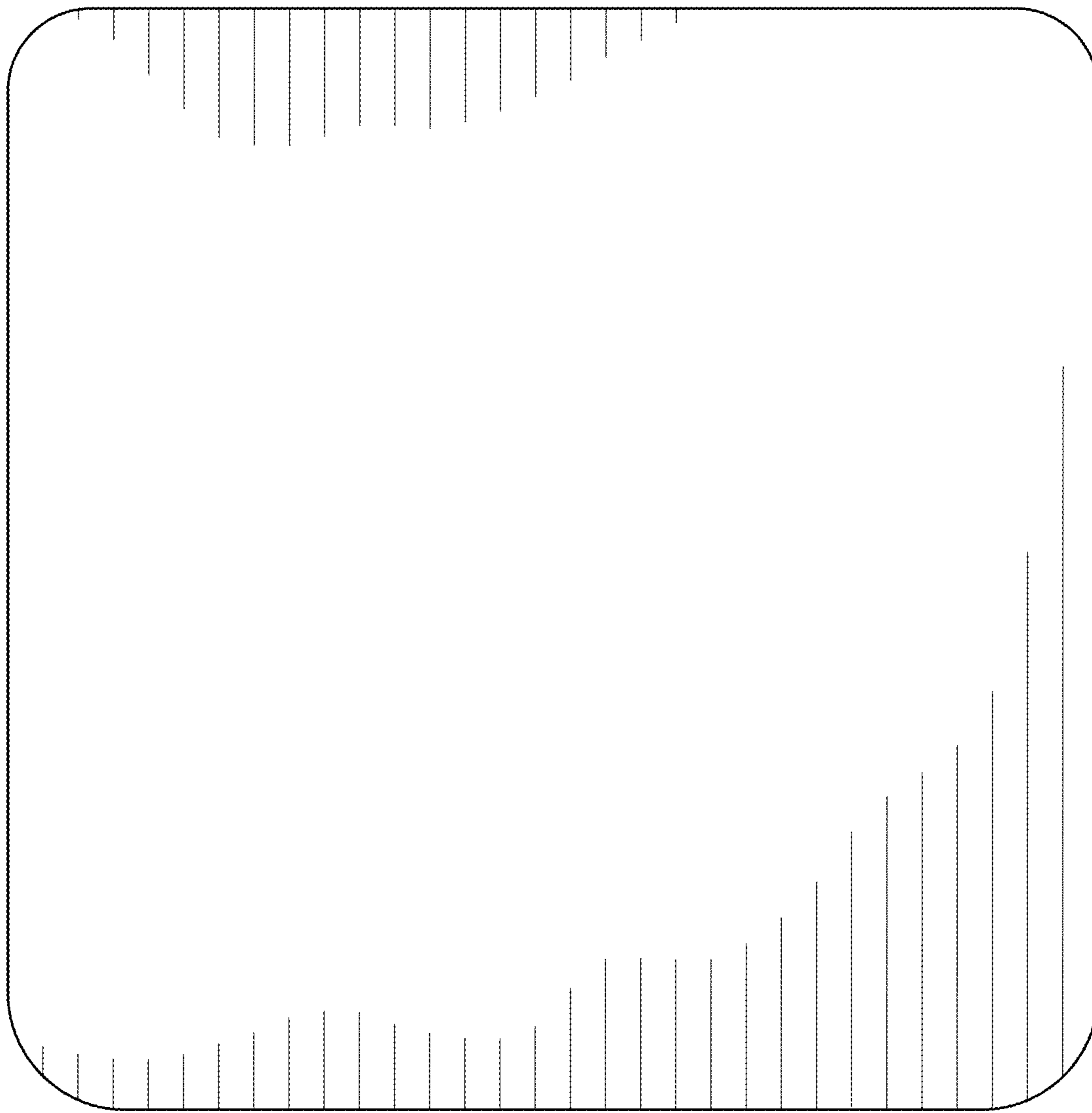




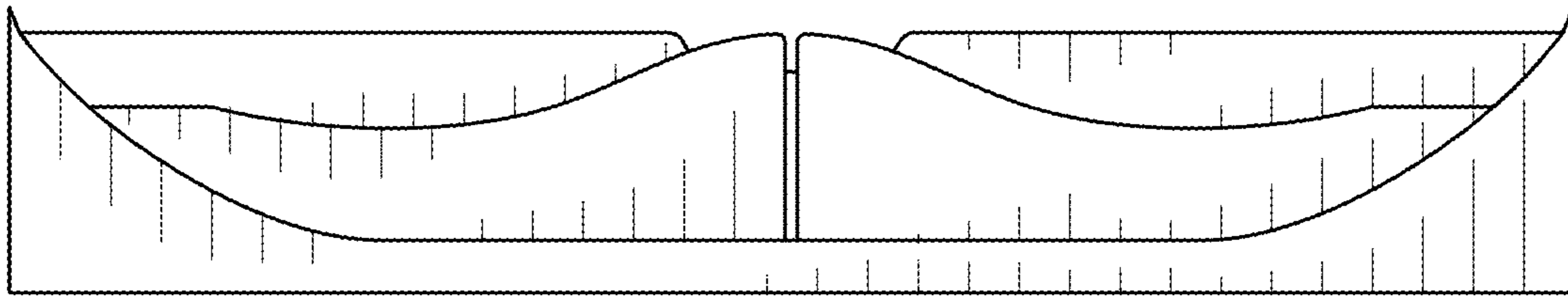
1.1



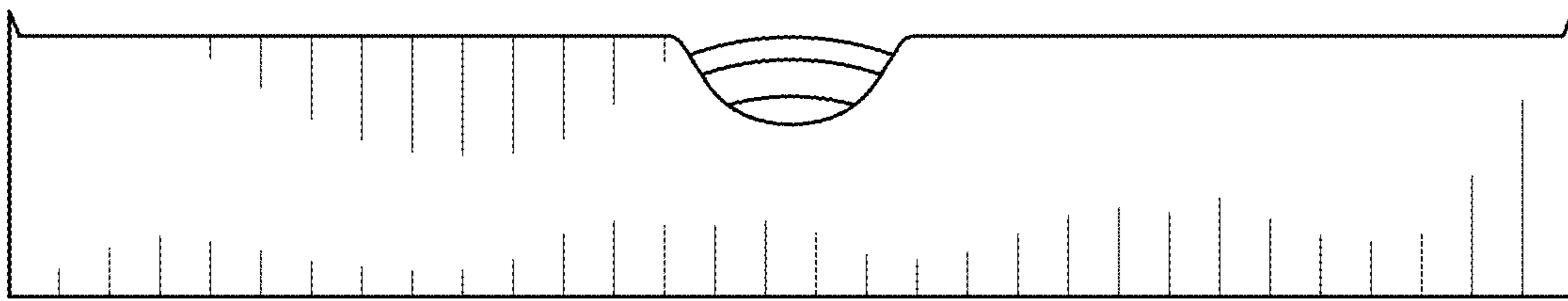
1.2



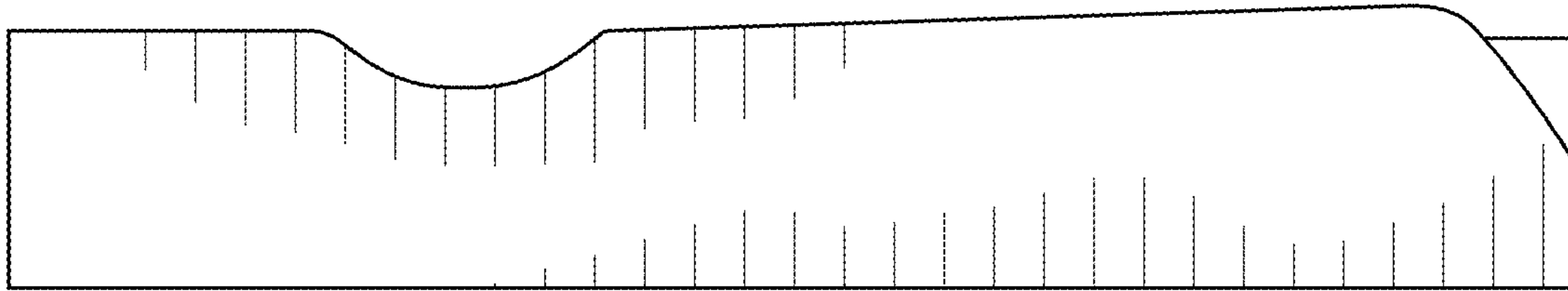
1.3



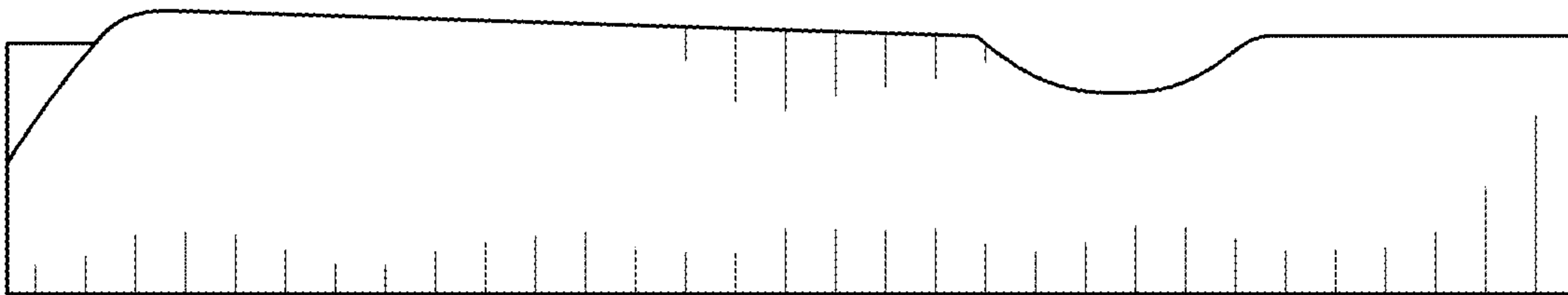
1.4



1.5



1.6



1.7