



US00D887869S

(12) **United States Design Patent**
Matsumoto et al.

(10) **Patent No.:** **US D887,869 S**
(45) **Date of Patent:** **** Jun. 23, 2020**

- (54) **MEASURING CUP**
- (71) Applicants: **Tamotsu Matsumoto**, Chiba (JP);
Makiko Kida, Ichikawa (JP); **Taiki Nosaka**, Funabashi (JP)
- (72) Inventors: **Tamotsu Matsumoto**, Chiba (JP);
Makiko Kida, Ichikawa (JP); **Taiki Nosaka**, Funabashi (JP)
- (73) Assignee: **Helen of Troy Limited**, St. Michael (BB)
- (**) Term: **15 Years**
- (21) Appl. No.: **29/630,101**
- (22) Filed: **Dec. 19, 2017**
- (51) **LOC (12) Cl.** **10-04**
- (52) **U.S. Cl.**
USPC **D10/46.2**
- (58) **Field of Classification Search**
USPC D10/46.2, 46.3; D7/533–536, 509–511,
D7/523, 529, 532, 316–319, 691, 667,
D7/700; 73/426, 427; D9/435, 436, 445,
D9/454
CPC G01F 19/00; G01F 19/002; G01F 19/005;
B65D 41/26; A47G 19/2205; A47G
19/2288; A47G 19/14; A47G 19/12
See application file for complete search history.

- 6,769,302 B1 * 8/2004 King G01F 19/00
73/426
- D560,504 S * 1/2008 Terrasi D7/536
- D619,427 S * 7/2010 Poteet D10/46.2
- D711,195 S * 8/2014 Cornu D10/46.2
- D732,354 S * 6/2015 Hinds D7/667
- D845,153 S * 4/2019 Daniels D10/46.3
- 2005/0247129 A1 * 11/2005 Carragan G01F 19/00
73/426
- 2006/0277994 A1 * 12/2006 Peterson G01F 19/002
73/426
- 2008/0312556 A1 * 12/2008 Dijkman A61B 5/208
73/427
- 2009/0032551 A1 * 2/2009 McGinley A47G 19/12
222/129
- 2009/0045229 A1 * 2/2009 McGinley A47G 19/12
222/465.1
- 2009/0294318 A1 * 12/2009 Monahan B65D 25/56
206/459.5
- 2014/0001179 A1 * 1/2014 Prero G01F 19/002
220/23.87

* cited by examiner

Primary Examiner — Brett Miller

(74) *Attorney, Agent, or Firm* — Rankin, Hill & Clark LLP

(57) **CLAIM**

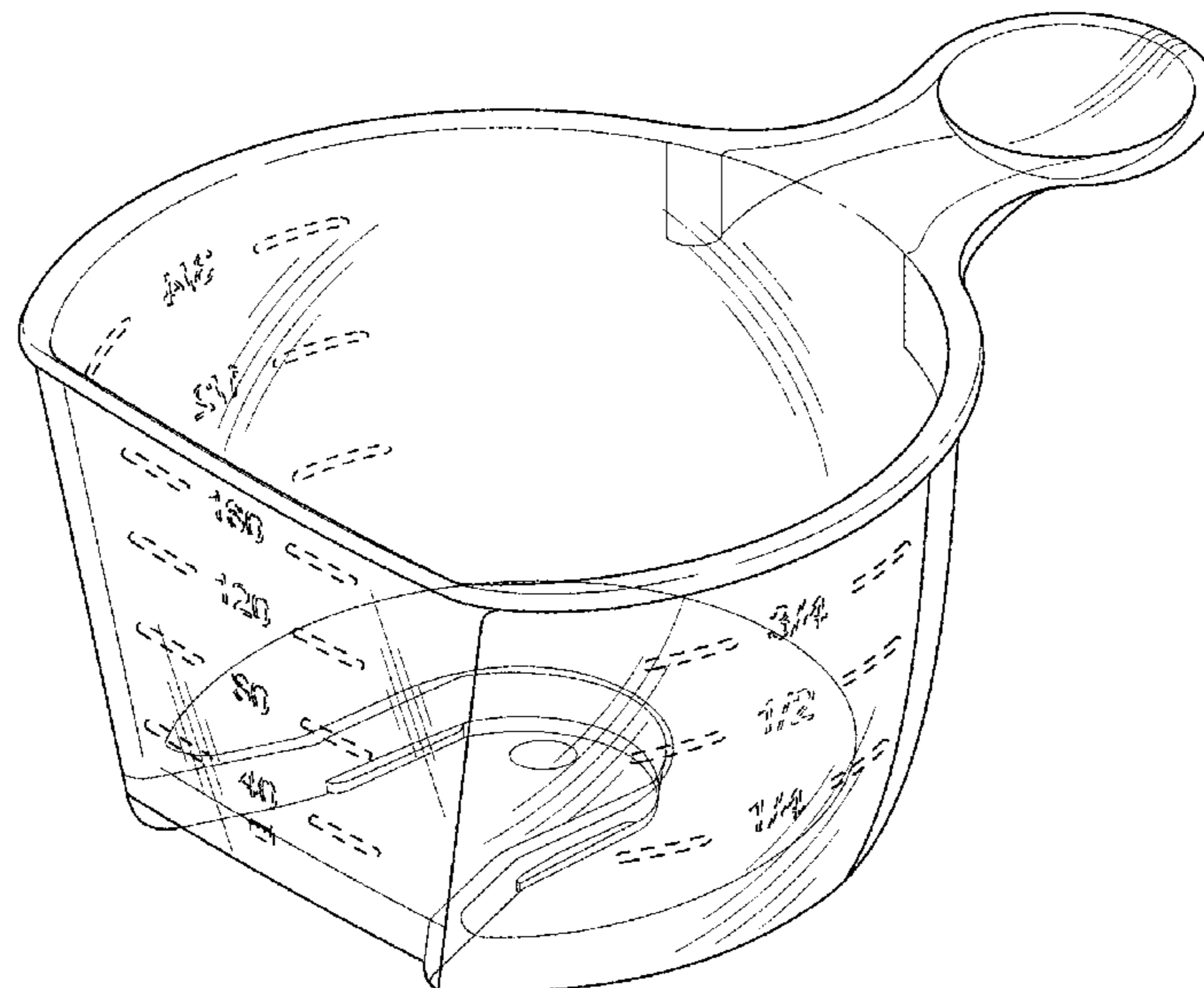
The ornamental design for a measuring cup, as shown, and described.

DESCRIPTION

FIG. 1 is a perspective view of a measuring cup;
 FIG. 2 is a right elevation view thereof (with the left a mirror image thereof);
 FIG. 3 is a front elevation view thereof;
 FIG. 4 is a rear elevation view thereof;
 FIG. 5 is a top view thereof; and,
 FIG. 6 is a bottom view thereof.
 The broken lines represent measurement markings, which form no part of the claimed design.

1 Claim, 6 Drawing Sheets

- (56) **References Cited**
U.S. PATENT DOCUMENTS
- 2,921,707 A * 1/1960 Sloan B65D 41/26
215/228
- 3,982,570 A * 9/1976 Devoe B67C 11/02
D7/700
- 4,616,867 A * 10/1986 O'Hara A47F 13/08
D10/46.2
- D406,725 S * 3/1999 Joergensen D7/533
- D489,231 S * 5/2004 Moeller D7/700



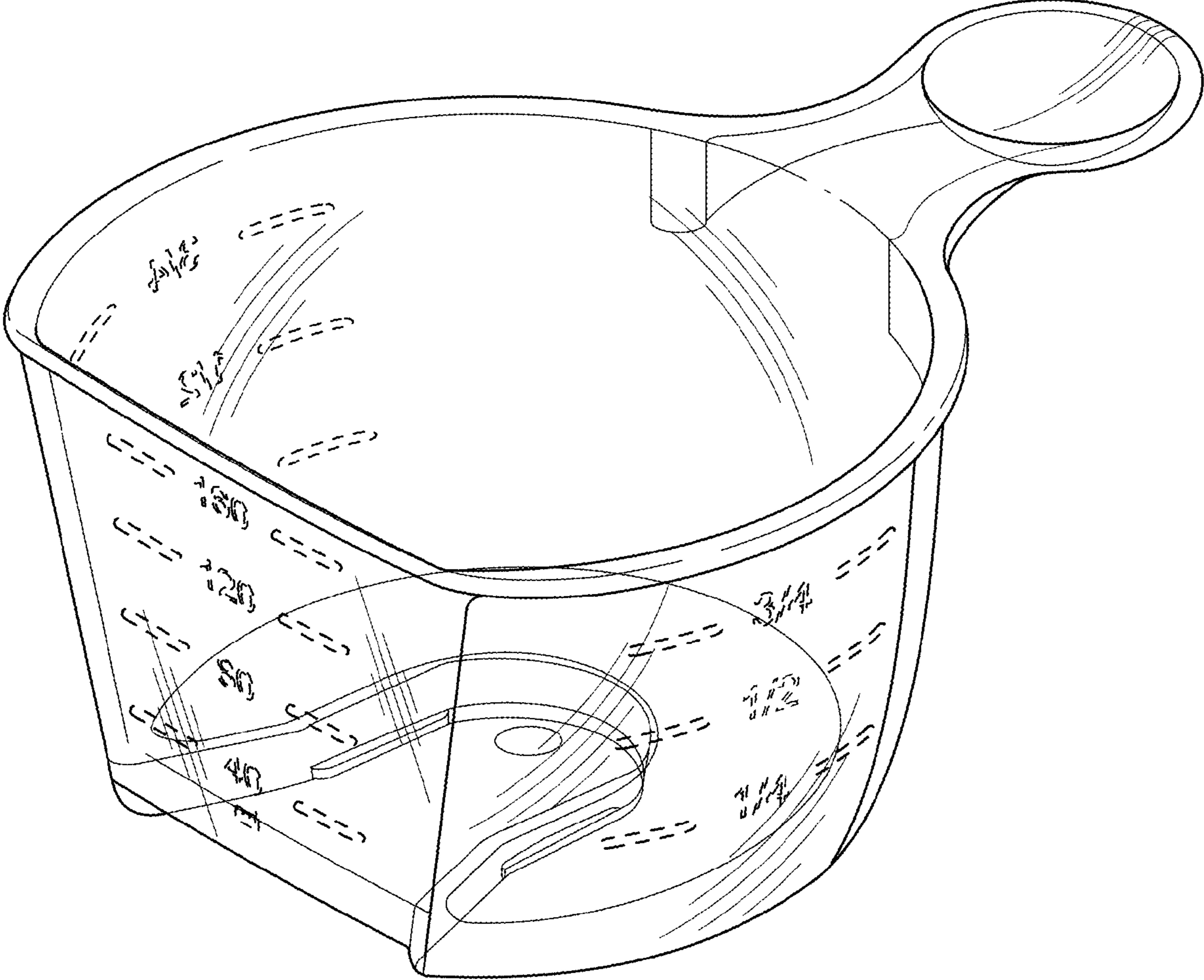


FIG. 1

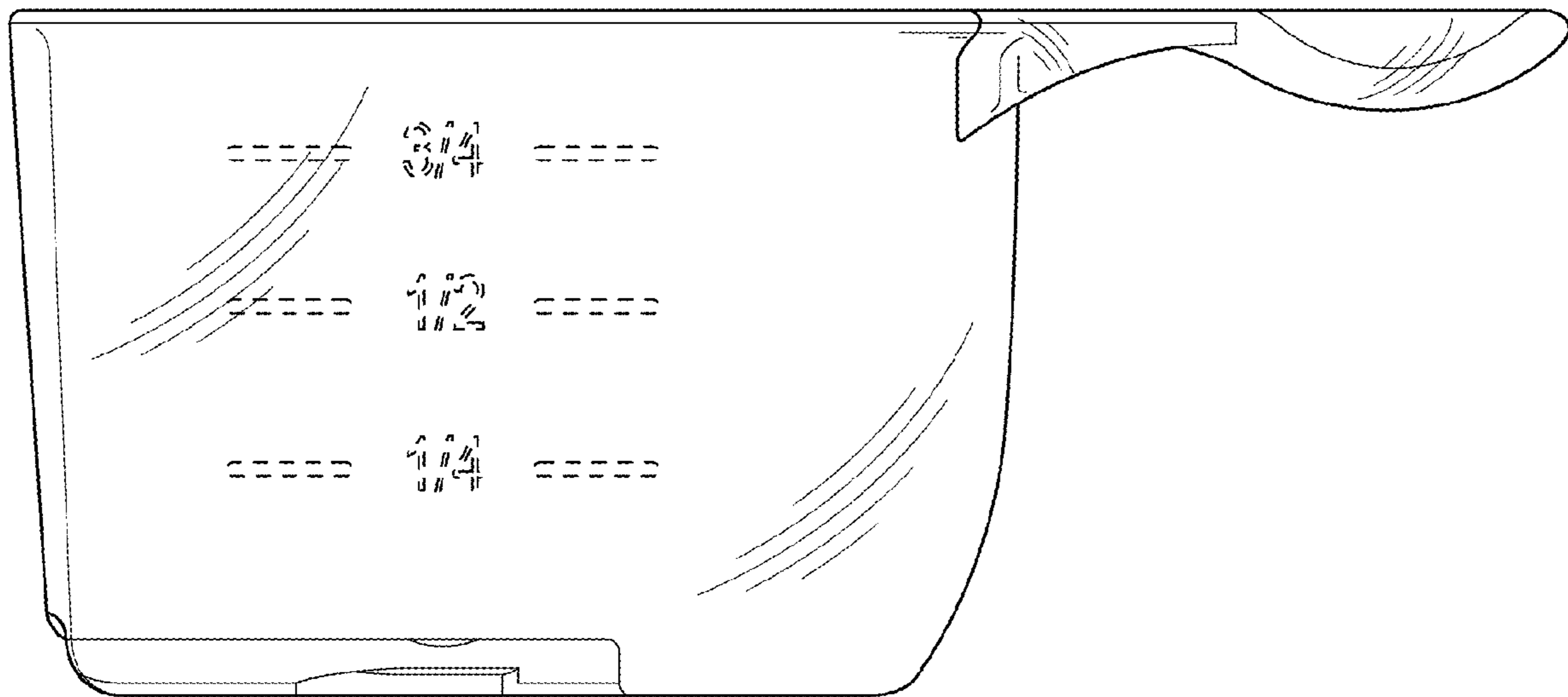


FIG. 2

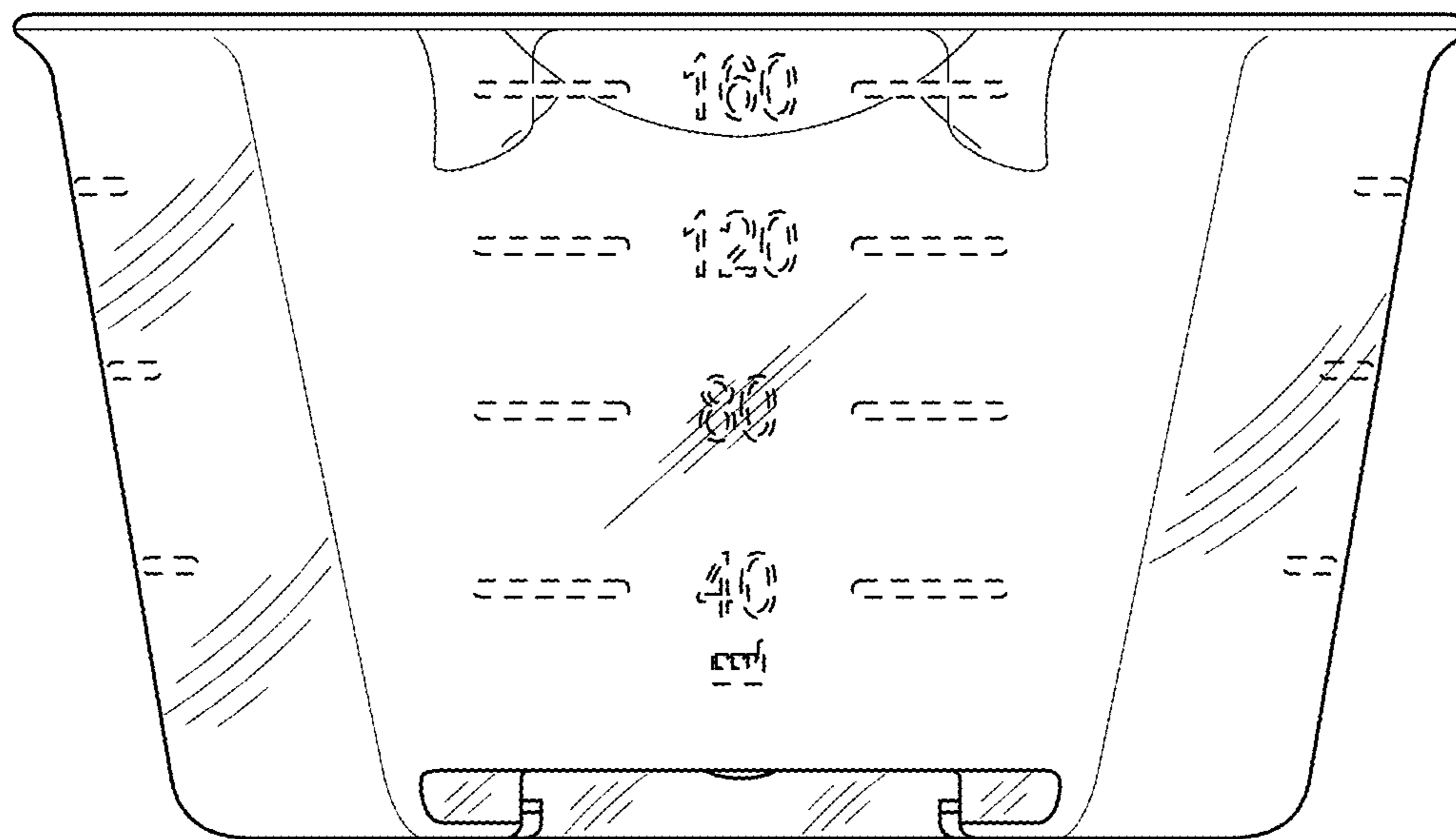


FIG. 3

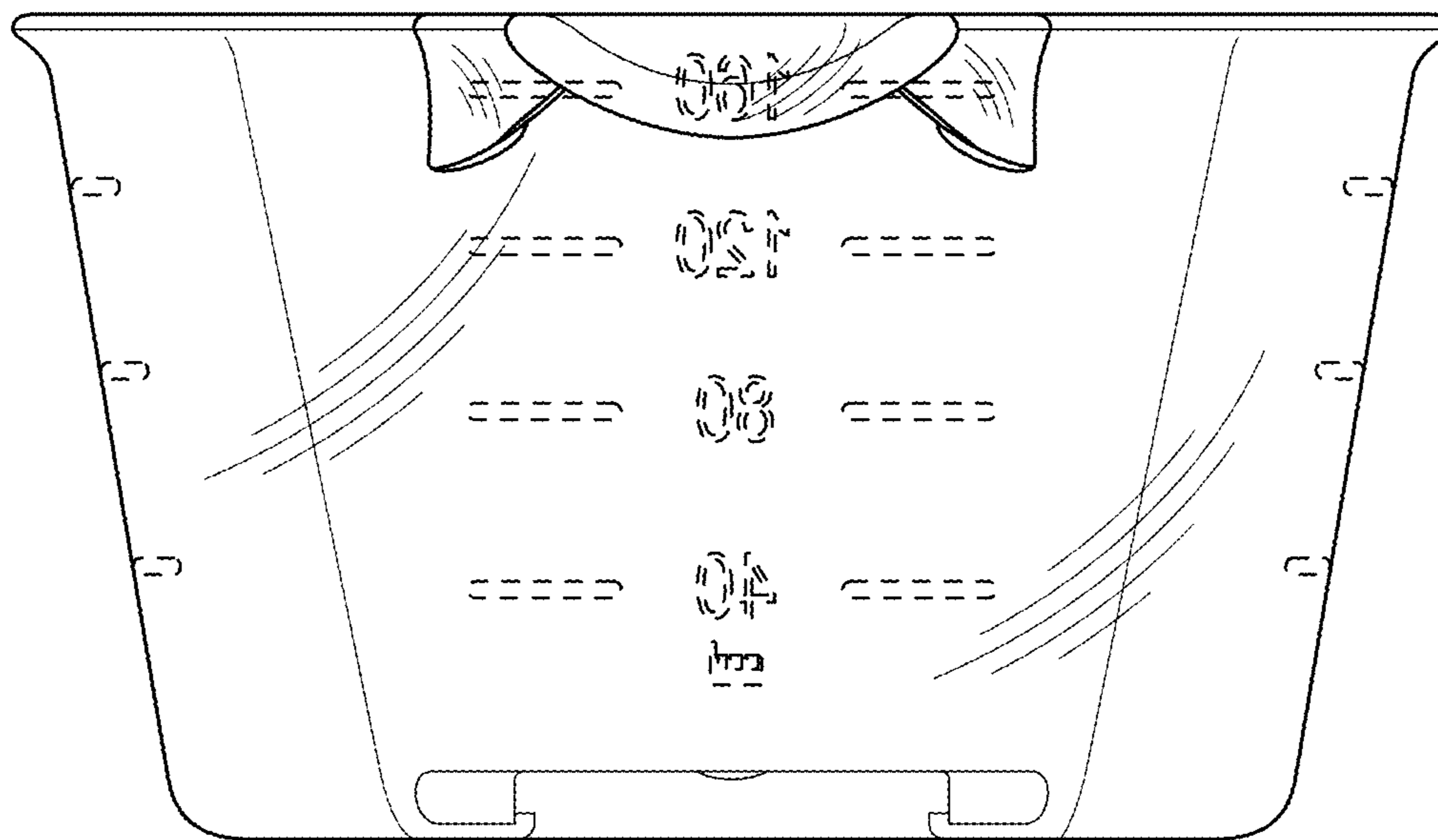


FIG. 4

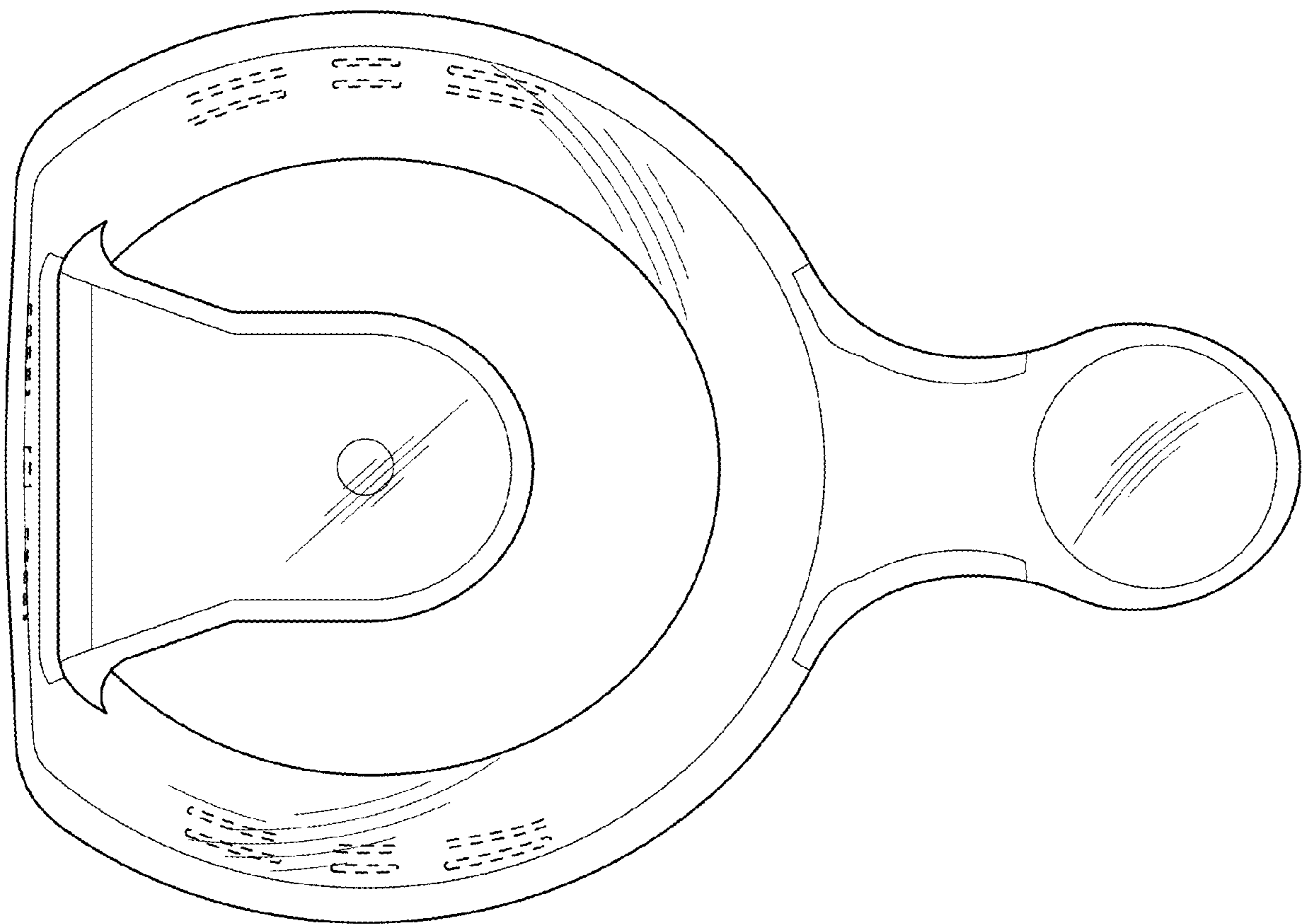


FIG. 5

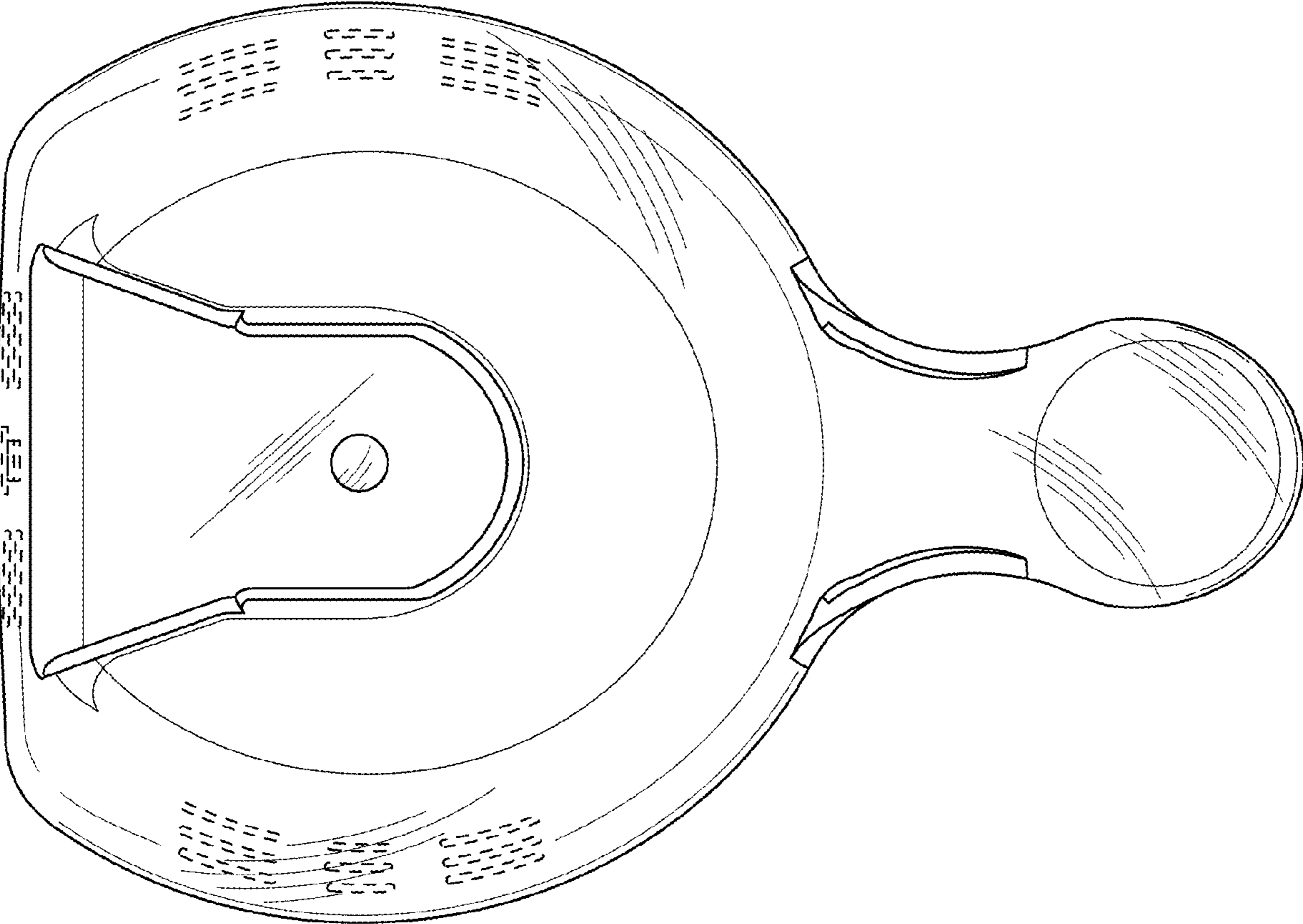


FIG. 6