



US00D887868S

(12) **United States Design Patent** (10) **Patent No.:** **US D887,868 S**  
**Overhoff** (45) **Date of Patent:** **\*\* Jun. 23, 2020**

(54) **GAME TIMER**

(71) Applicant: **R.W.S. Overhoff Holding B.V.**,  
Roosendaal (NL)  
(72) Inventor: **Renatus Wilhelmus Seraphinus**  
**Overhoff**, Roosendaal (NL)  
(73) Assignee: **R.W.S. Overhoff Holding B.V.**,  
Roosendaal (NL)

(\*\*) Term: **15 Years**  
(21) Appl. No.: **29/719,008**  
(22) Filed: **Dec. 31, 2019**

**Related U.S. Application Data**

(62) Division of application No. 29/662,733, filed on Sep. 7, 2018.

(30) **Foreign Application Priority Data**

Mar. 15, 2018 (EM) ..... 004759736

(51) **LOC (12) Cl.** ..... **10-03**

(52) **U.S. Cl.**  
USPC ..... **D10/41**

(58) **Field of Classification Search**  
USPC ..... D10/1-2, 5, 7, 14-15, 22, 24, 40-41,  
D10/122-124, 126-130; D14/170-172,  
D14/189, 344; D21/324, 329, 331, 531,  
D21/369-397

CPC ..... G04B 19/00; G04B 19/04; G04B 19/042;  
G04B 19/046; G04B 19/048; G04B  
19/06; G04B 19/08; G04B 19/085; G04B  
19/087; G04B 19/10; G04B 19/12; G04B  
19/26; G04B 19/262; G04B 19/264;  
G04B 19/268; G04B 21/08; G04B 23/00;  
G04B 23/03; G04B 23/028; G04B  
23/008; G04B 37/00; G04B 37/008;  
G04B 37/0075; G04B 45/04; G04B  
45/046; G04B 47/048; G04F 1/00;  
(Continued)

(56) **References Cited**

U.S. PATENT DOCUMENTS

D298,420 S \* 11/1988 Lin ..... D10/44  
D320,752 S \* 10/1991 Koziol ..... D10/2

(Continued)

*Primary Examiner* — Sandra S Snapp  
*Assistant Examiner* — Katherine Glennon  
(74) *Attorney, Agent, or Firm* — Hovey Williams LLP

(57) **CLAIM**

The ornamental design for a game timer, as shown and described.

**DESCRIPTION**

The patent or application file contains at least one drawing executed in color. Copies of this patent or patent application publication with color drawing(s) will be provided by the Office upon request and payment of the necessary fee.

FIG. 1 is an upper front perspective view of a game timer embodying my design;

FIG. 2 is an upper rear perspective view of the game timer shown in FIG. 1;

FIG. 3 is a front elevation view of the game timer shown in FIGS. 1 and 2;

FIG. 4 is a rear elevation view of the game timer shown in FIGS. 1-3;

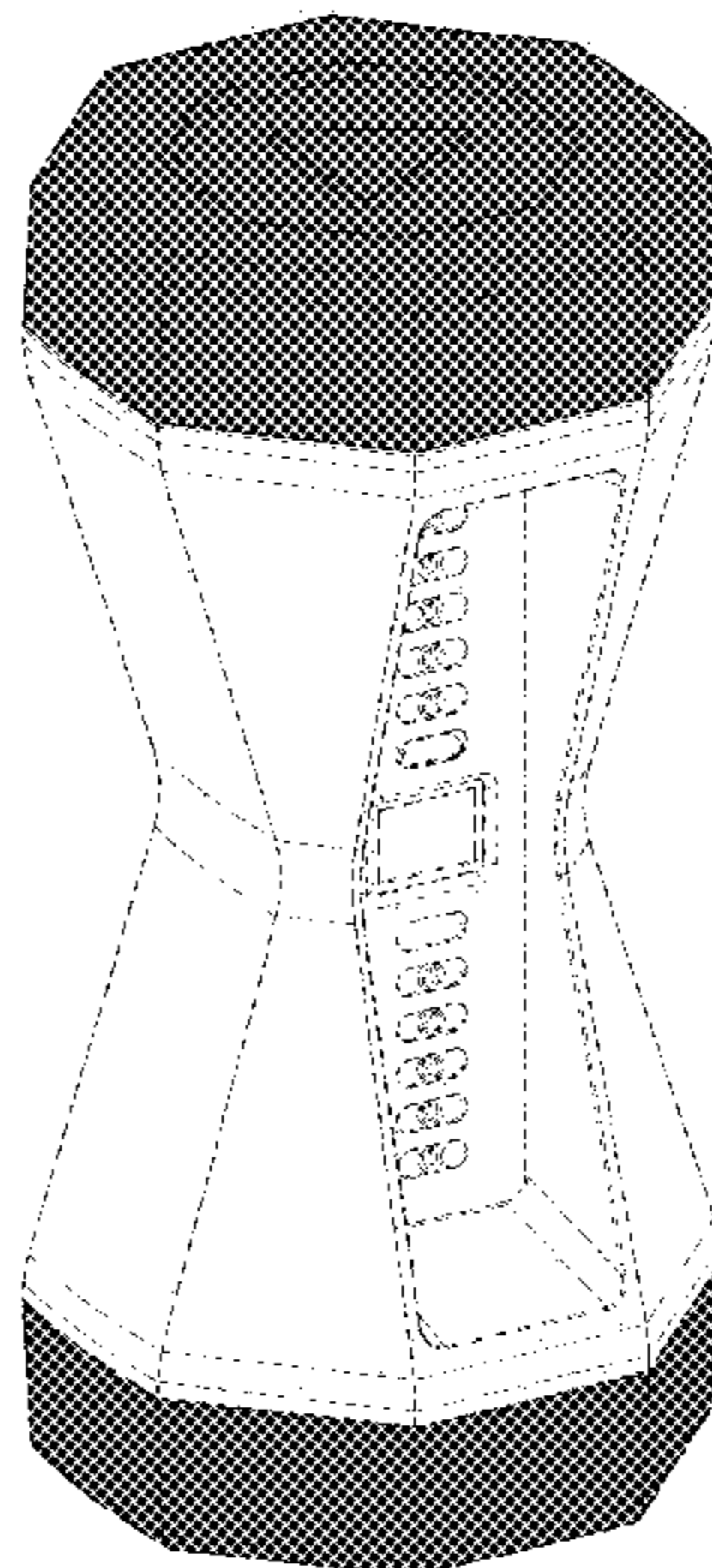
FIG. 5 is a side elevation view of the game timer shown in FIGS. 1-4, with the opposite side elevation being a mirror image thereof;

FIG. 6 is a top plan view of the game timer shown in FIGS. 1-5; and,

FIG. 7 is a bottom plan view of the game timer shown in FIGS. 1-6.

The broken lines show portions of the game timer that form no part of the claimed design.

**1 Claim, 2 Drawing Sheets**  
**(2 of 2 Drawing Sheet(s) Filed in Color)**



(58) **Field of Classification Search**

CPC . G04F 7/06; G04F 7/062; G04F 7/065; G04F  
8/006; G07C 1/28

See application file for complete search history.

(56) **References Cited**

U.S. PATENT DOCUMENTS

5,578,992 A \* 11/1996 Harding ..... G08B 15/004  
340/321  
6,286,973 B1 \* 9/2001 Thrower ..... F21V 33/0052  
340/438  
D460,004 S \* 7/2002 van Dullemen ..... D10/40  
D472,162 S \* 3/2003 Dullemen ..... D10/40  
D498,317 S \* 11/2004 Yuen ..... D26/38  
D501,054 S \* 1/2005 Galli ..... D10/40  
D510,284 S \* 10/2005 Hsu ..... G04B 19/06  
D10/44  
D523,576 S \* 6/2006 Chen ..... A47J 31/002  
99/279  
D593,424 S \* 6/2009 Wang ..... D10/40  
D595,158 S \* 6/2009 Naimi ..... D10/40  
D773,321 S \* 12/2016 Bronwasser ..... D10/40  
D807,203 S \* 1/2018 Bedol ..... D10/40  
2008/0148955 A1 \* 6/2008 Neace ..... A47J 31/002  
99/279  
2015/0023139 A1 \* 1/2015 McGrane ..... G04B 19/06  
368/108

\* cited by examiner

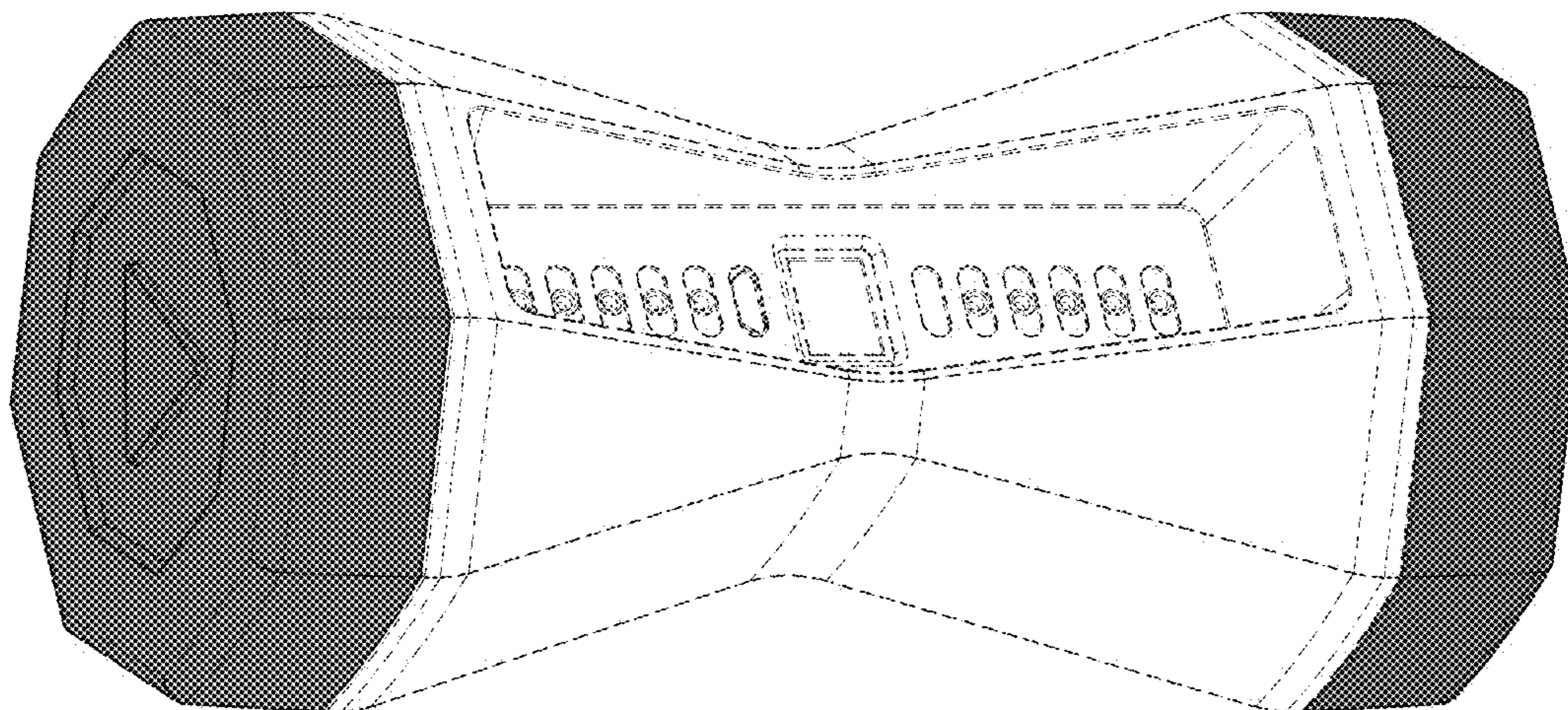


FIG. 1

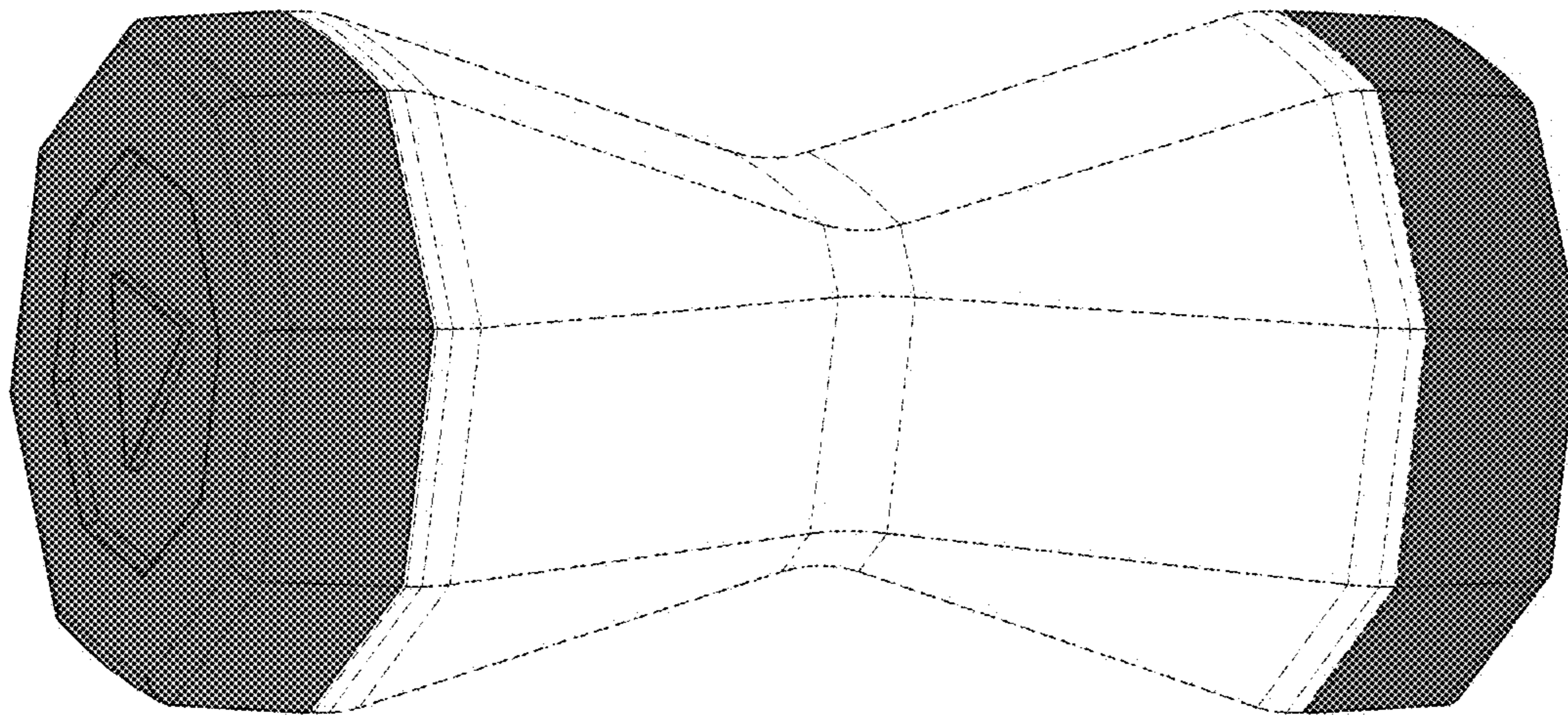


FIG. 2

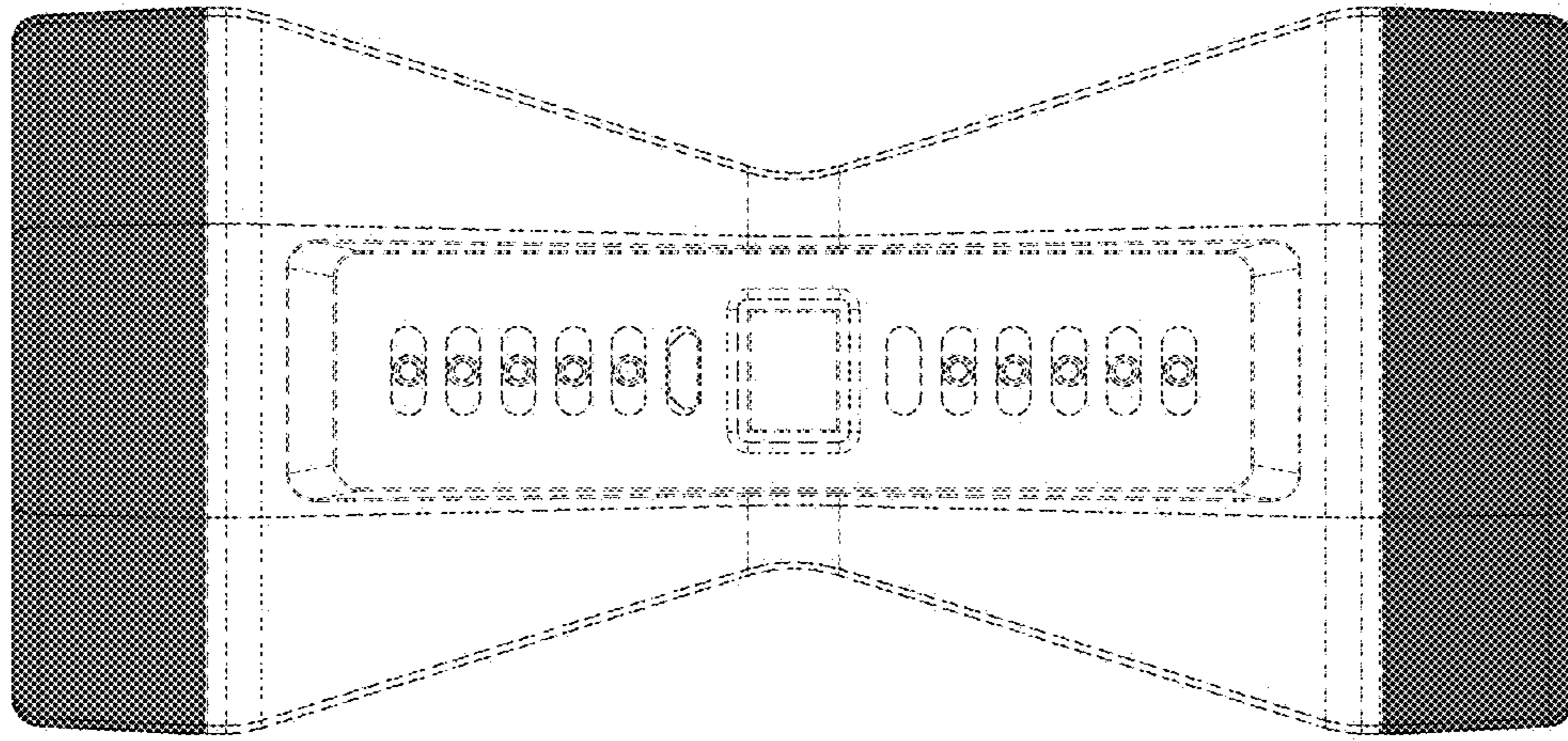


FIG. 3




FIG. 6

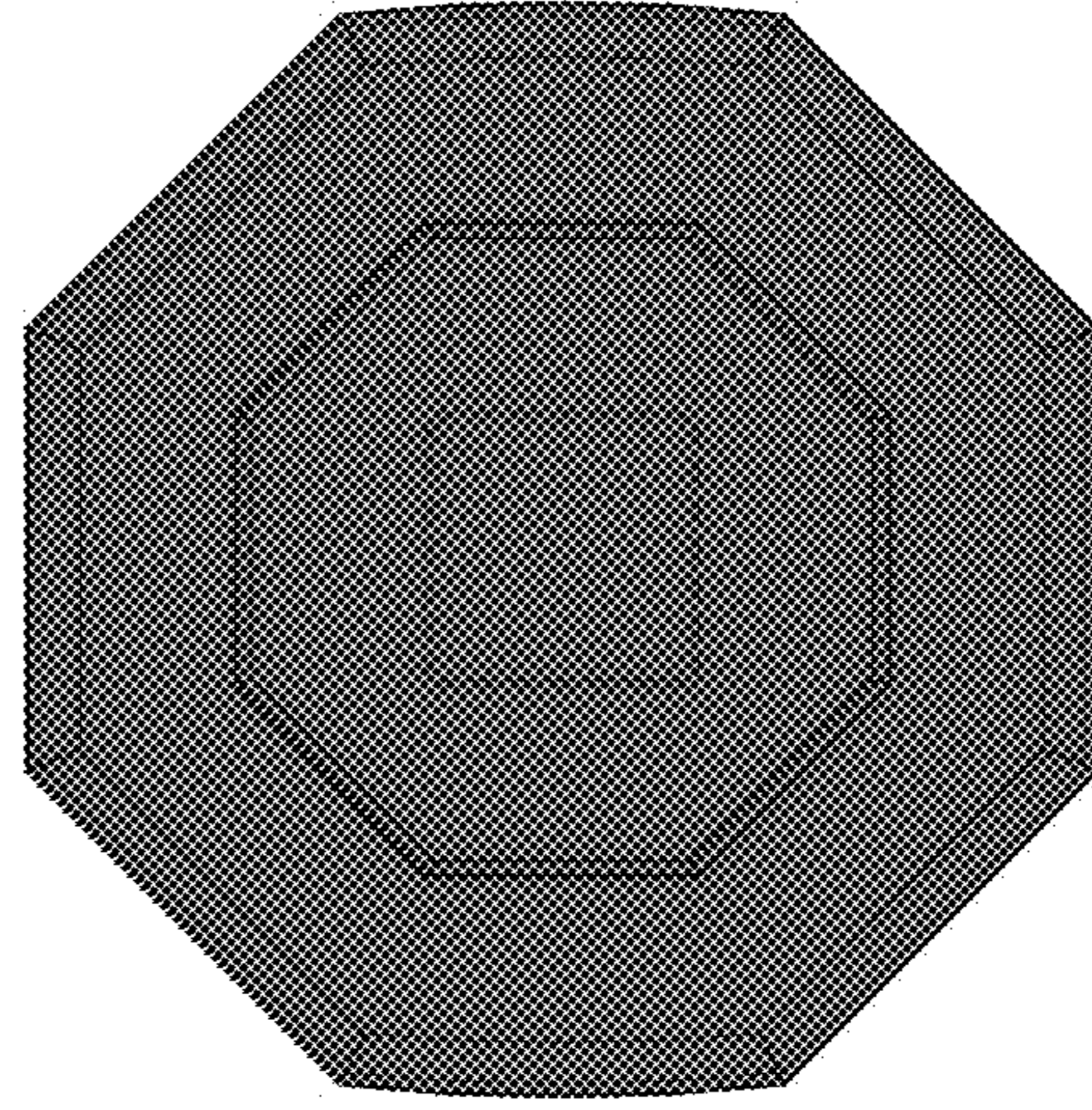


FIG. 7

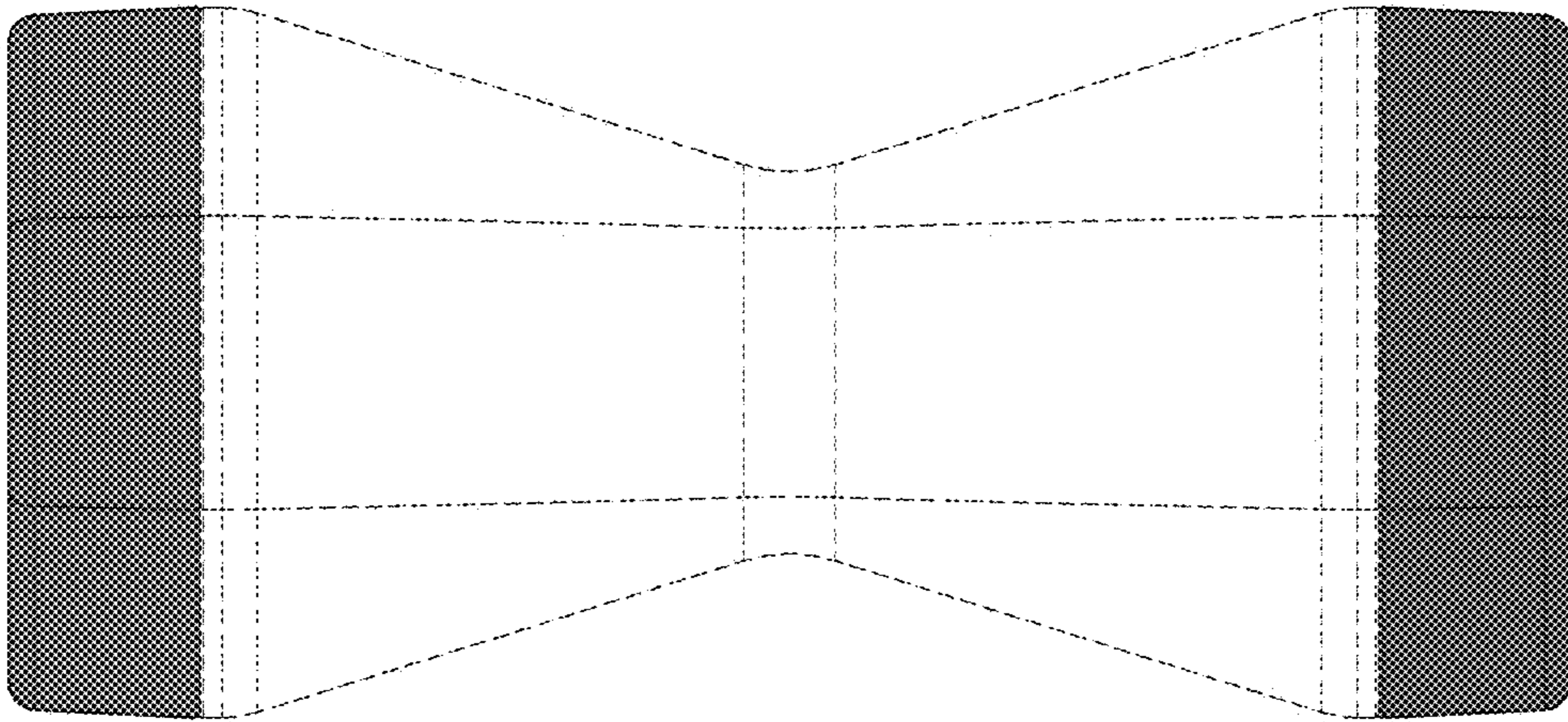


FIG. 5

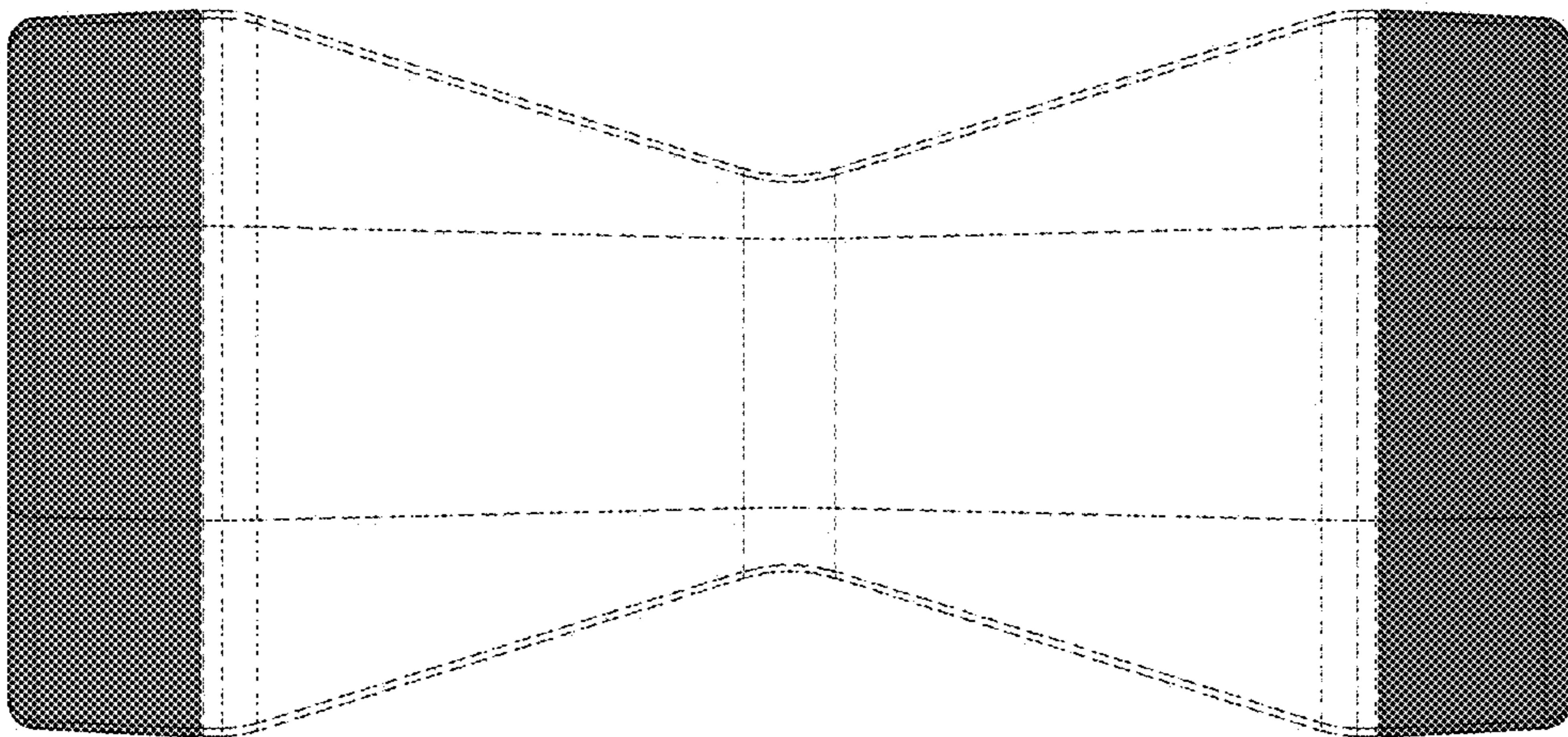


FIG. 4